
ORIGINATION FORM

Proposed Revisions to a Standard Plans Index
(Please provide all information — Incomplete forms will be returned)

Contact Information:

Date: June 18, 2021
Originator: Rick Jenkins
Phone: (850) 414-4355
Email: rick.jenkins@dot.state.fl.us

Standard Plans:

Index Number: 509-100
Sheet Number (s): 1 of 1
Index Title: Advance Warning For R/R Crossing

Summary of the changes:

Sheet 1: Changed "Class I" to "Class II" in the Front View of the ACTIVE STATE Detail.

Commentary / Background:

Changed to reflect Materials specification change that removes the designation for Class I Concrete.
Please see the attached Standard Specification Section 346 DRAFT for the Class I revisions proposed by the State Materials Office.

Other Affected Offices / Documents: (Provide name of person contacted)

- | Yes | No | |
|-------------------------------------|-------------------------------------|---|
| <input type="checkbox"/> | <input checked="" type="checkbox"/> | Other Standard Plans – |
| <input type="checkbox"/> | <input checked="" type="checkbox"/> | FDOT Design Manual – |
| <input type="checkbox"/> | <input checked="" type="checkbox"/> | Basis of Estimates Manual – |
| <input checked="" type="checkbox"/> | <input type="checkbox"/> | Standard Specifications – Daniel Strickland |
| <input type="checkbox"/> | <input checked="" type="checkbox"/> | Approved Product List – |
| <input type="checkbox"/> | <input checked="" type="checkbox"/> | Construction – |
| <input type="checkbox"/> | <input checked="" type="checkbox"/> | Maintenance – |

Origination Package Includes:

(Email or hand deliver package to Rick Jenkins)

- | Yes | N/A | |
|-------------------------------------|--------------------------|--|
| <input checked="" type="checkbox"/> | <input type="checkbox"/> | Redline Mark-ups |
| <input type="checkbox"/> | <input type="checkbox"/> | Proposed Standard Plan Instruction (SPI) |
| <input type="checkbox"/> | <input type="checkbox"/> | Revised SPI |
| <input type="checkbox"/> | <input type="checkbox"/> | Other Support Documents |

Implementation:

- | | |
|-------------------------------------|----------------------------------|
| <input type="checkbox"/> | Design Bulletin (Interim) |
| <input type="checkbox"/> | DCE Memo |
| <input type="checkbox"/> | Program Mgmt. Bulletin |
| <input checked="" type="checkbox"/> | FY-Standard Plans (Next Release) |

Contact the Roadway Design Office for assistance in completing this form

Email to: Rick Jenkins rick.jenkins@dot.state.fl.us and Darren Martin darren.martin@dot.state.fl.us

STRUCTURAL PORTLAND CEMENT CONCRETE.**(REV 7-14-21)**

SUB ARTICLE 346-2.3 is deleted and the following substituted:

346-2.3 Supplementary Cementitious Materials: Supplementary cementitious materials are required to produce binary or ternary concrete mixes in all classes of concrete specified in Table 346-3, except for the following when used in slightly aggressive environments: ~~Class I~~, Class I (Pavement), and Class II.

The quantity of portland cement replaced with supplementary cementitious materials must be on an equal weight replacement basis of the total cementitious materials in accordance with Table 346-2.

346-2.3.1 Highly Reactive Pozzolans: Materials that have a very high degree of pozzolanic reactivity due to their very fine particle sizes, including silica fume, metakaolin and ultrafine fly ash.

346-2.3.2 Binary Concrete Mixes: Concrete mixes containing portland cement and one supplementary cementitious material.

346-2.3.3 Ternary Concrete Mixes: Concrete mixes containing portland cement and any two of supplementary cementitious materials, either fly ash, slag, or highly reactive pozzolans.

ARTICLE 346-3.1 is deleted and the following substituted:

346-3.1 General: The classifications of concrete are designated as ~~Class I~~, Class I (Pavement), Class II, Class II (Bridge Deck), Class III, Class III (Seal), Class IV, Class IV (Drilled Shaft), Class V, Class V (Special), Class VI, and Class VII. The 28-day specified minimum compressive strength, maximum water to cementitious materials ratio and target slump of each class are detailed in Table 346-3. The required air content for all classes of concrete is less than or equal to 6.0%.

For purposes of this Specification the concrete is further classified as follows:

1. Conventional Concrete: The target slump is described in Table 346-3 with a tolerance of ± 1.5 inches.
2. Increased Slump Concrete: The maximum target slump is 7 inches with a tolerance of ± 1.5 inches when a Type F, G, I or II admixture is used.
3. Slip-form Concrete: The target slump is 1.5 inches with a tolerance of ± 1.5 inches.
4. Flowing Concrete: Use flowing concrete only in the manufacturing of precast and prestressed products. Request Engineer's authorization to use flowing concrete for cast-in-place applications. The target slump is 9 inches with a tolerance of ± 1.5 inches. Meet the requirements of Section 8.6 Volume II of the Materials Manual.

5. Self-Consolidating Concrete (SCC): Use SCC only in the manufacturing of precast and prestressed products. The minimum target slump flow is 22.5 inches with a tolerance of ± 2.5 inches. Meet the requirements of Section 8.4 Volume II of the Materials Manual.

ARTICLE 346-3.3 is deleted and the following substituted:

346-3.3 Master Proportion Table: Proportion the materials to produce the classes of concrete in accordance with Table 346-3.

The calculation of the water to cementitious materials ratio (w/cm) is based on the total cementitious materials including portland cement and any supplementary cementitious materials used in the mix.

Class of Concrete	28-day Specified Minimum Compressive Strength (f'c) (psi)	Maximum Water to Cementitious Materials Ratio (pounds per pounds)	Target Slump Value (inches)
I (1)	3,000	0.53	3 (2)
I (Pavement)	3,000	0.50	1.5 or 3 (3)
II (1)	3,400	0.53	3 (2)
II (Bridge Deck)	4,500	0.44	3 (2)
III (4)	5,000	0.44	3 (2)
III (Seal)	3,000	0.53	8
IV	5,500	0.41(4)	3 (2)
IV (Drilled Shaft)	4,000	0.41	8.5
V (Special)	6,000	0.37(4)	3 (2)
V	6,500	0.37(4)	3 (2)
VI	8,500	0.37(4)	3 (2)
VII	10,000	0.37(4)	3 (2)

Notes:

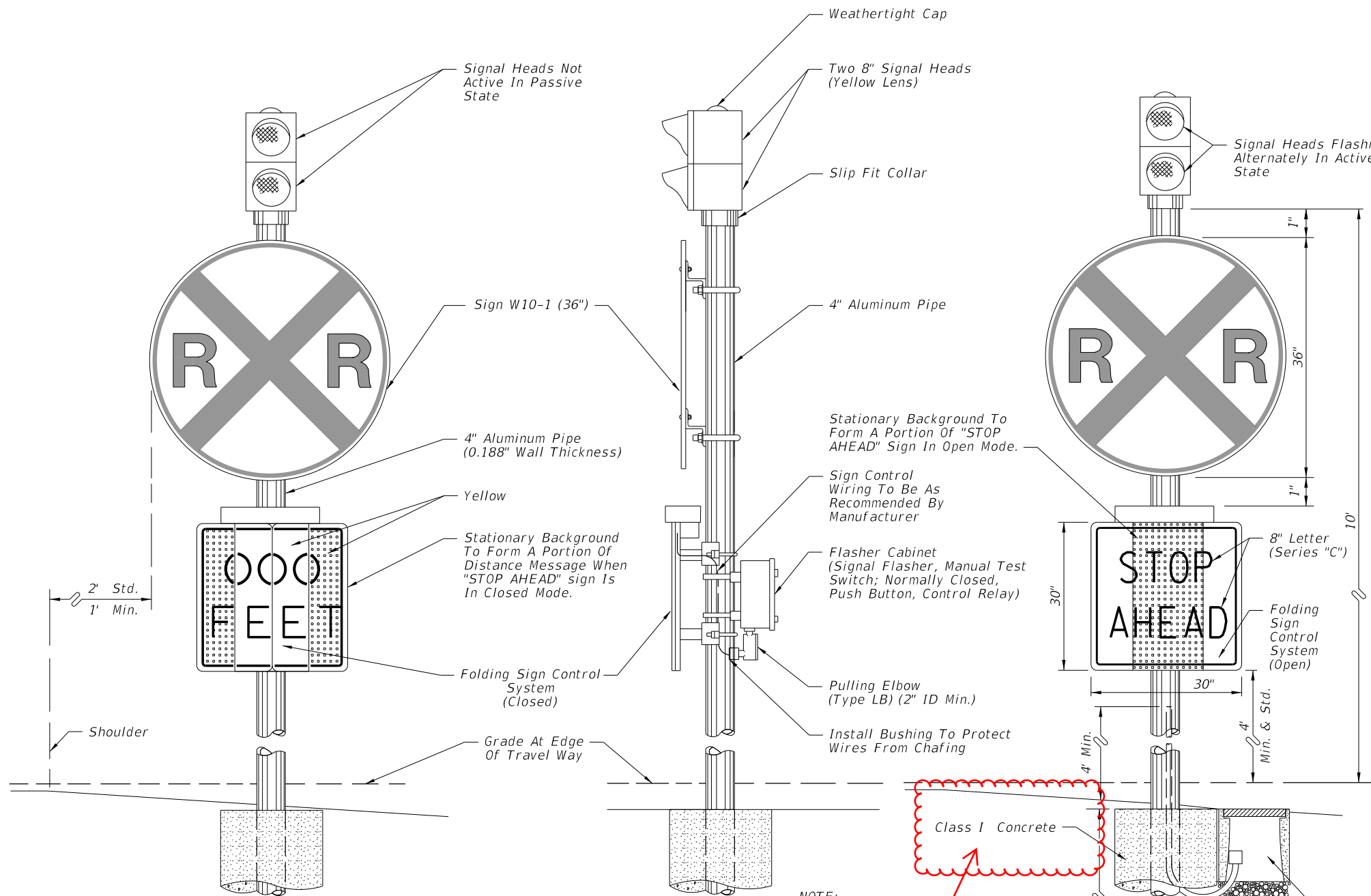
(1) For precast three-sided culverts, box culverts, endwalls, inlets, manholes and junction boxes, the target slump value and air content will not apply. The maximum allowable slump is 6 inches, except as noted in (2). The Contractor is permitted to use concrete meeting the requirements of ASTM C478 (4,000 psi) in lieu of the specified ~~Class I or~~ Class II concrete for precast endwalls, inlets, manholes and junction boxes.

(2) Increased slump and slip form concrete as defined in 346-3.1

(3) Meet the requirements of Section 350.

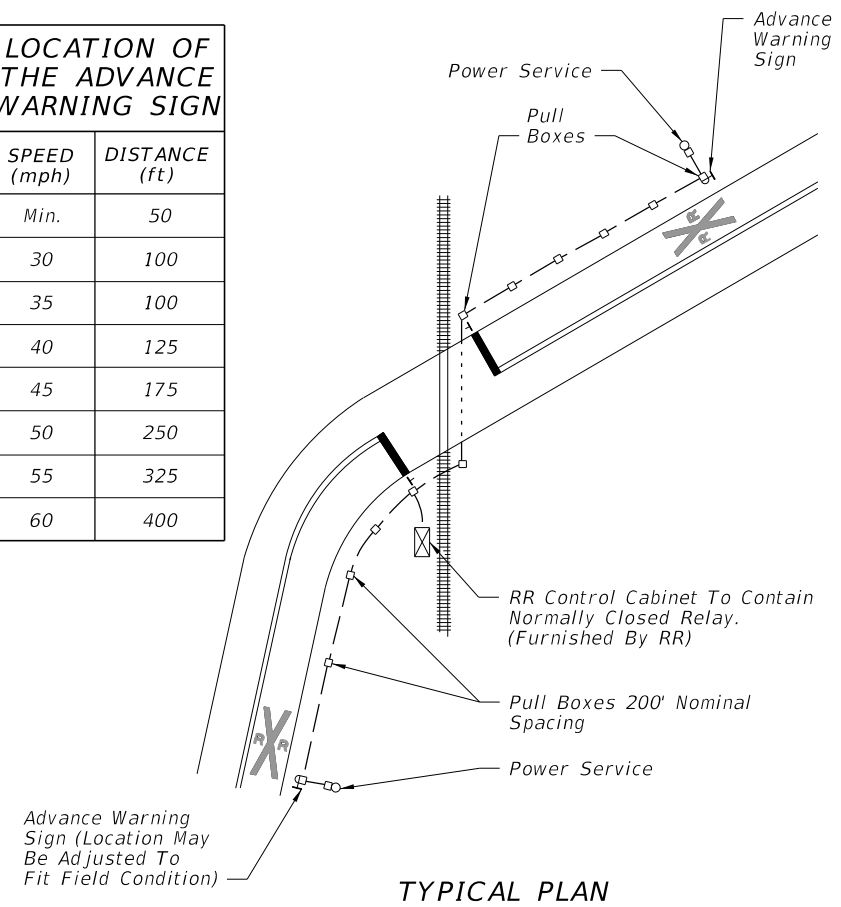
(4) When silica fume or metakaolin is required, the maximum water to cementitious material ratio will be 0.35. When ultrafine fly ash is used, the maximum water to cementitious material ratio will be 0.30.

The Distance Is Measured Along Right Edge Of Pavement From RR Stop Bar To Sign Advance Warning Sign.



LOCATION OF THE ADVANCE WARNING SIGN

SPEED (mph)	DISTANCE (ft)
Min.	50
30	100
35	100
40	125
45	175
50	250
55	325
60	400



FRONT VIEW

SIDE VIEW

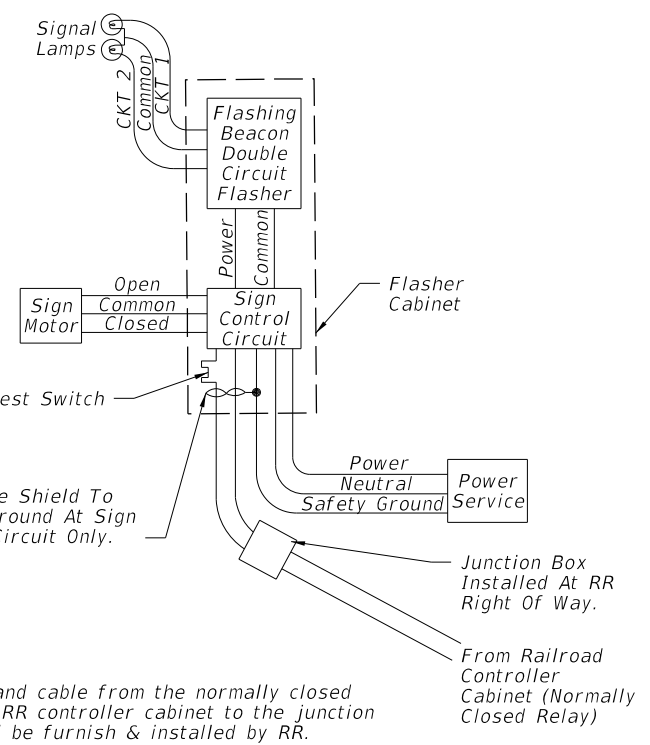
FRONT VIEW

PASSIVE STATE
(TRAIN CIRCUIT NOT ACTUATED)

ACTIVE STATE
(TRAIN CIRCUIT ACTUATED)

NOTE:
1. "STOP AHEAD" is standard and preferred sign message.
Another message may be approved when appropriate for specific situations.

CHANGED TO: Class II



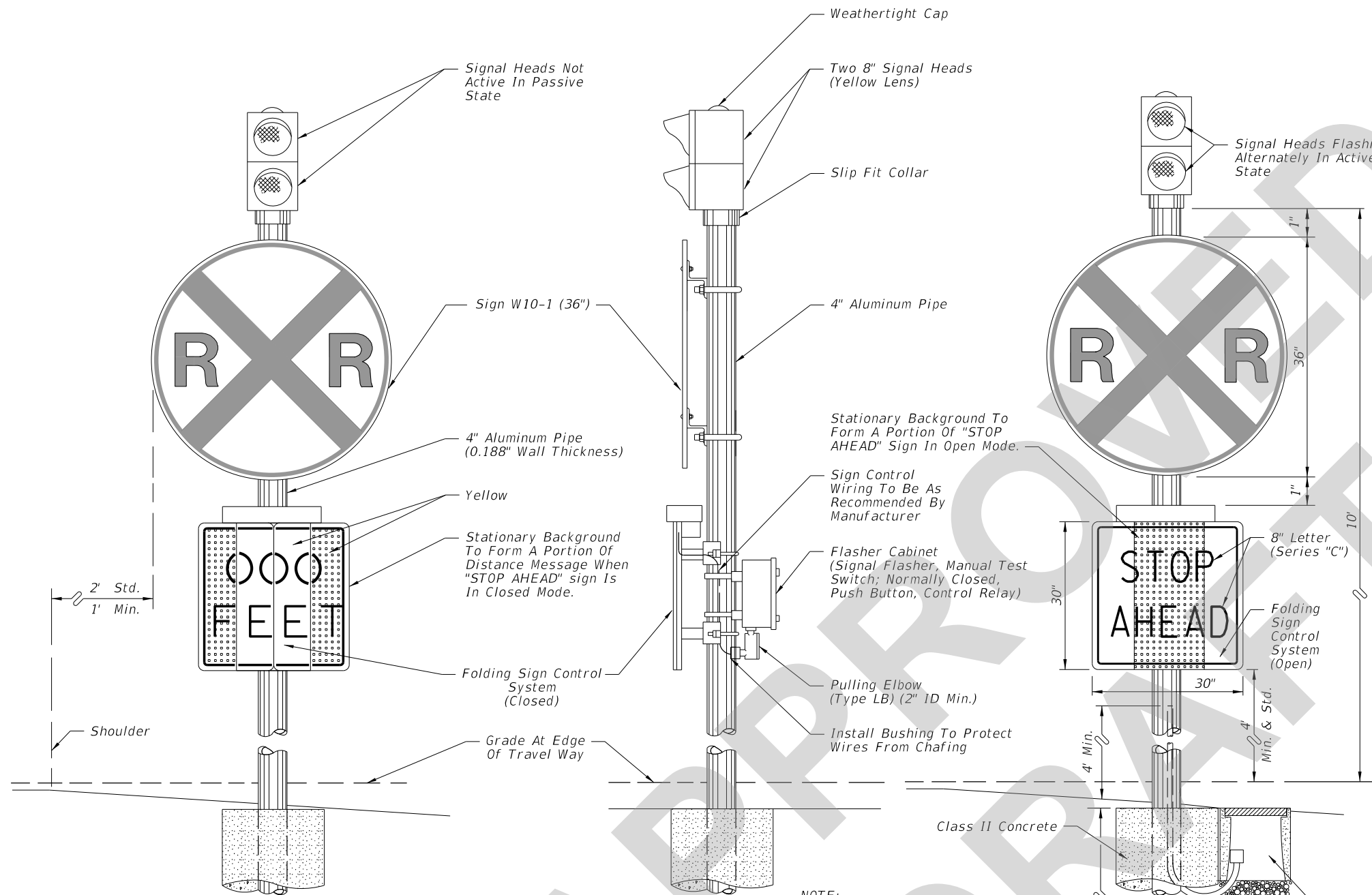
NOTE:
Conduit and cable from the normally closed relay of RR controller cabinet to the junction box shall be furnished & installed by RR.

FUNCTIONAL BLOCK DIAGRAM

10/12/2020 7:28:59 AM

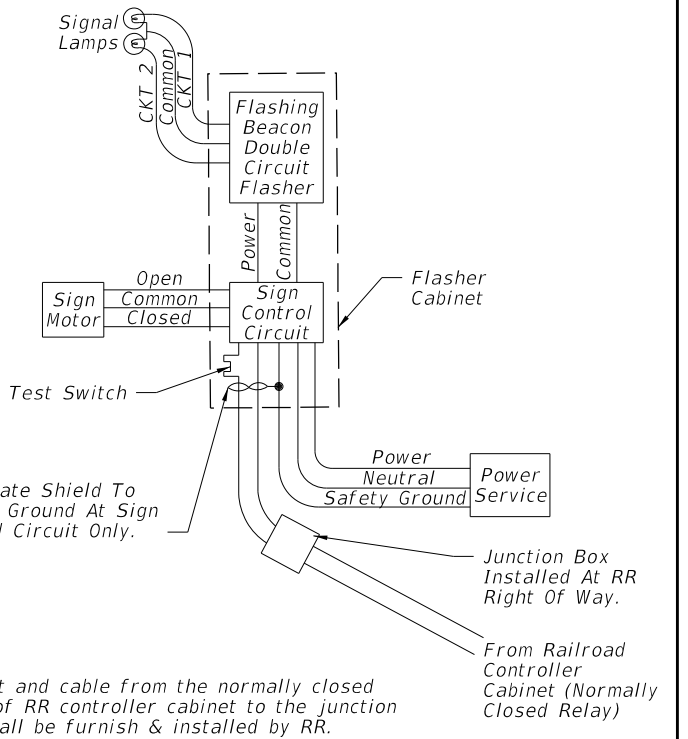
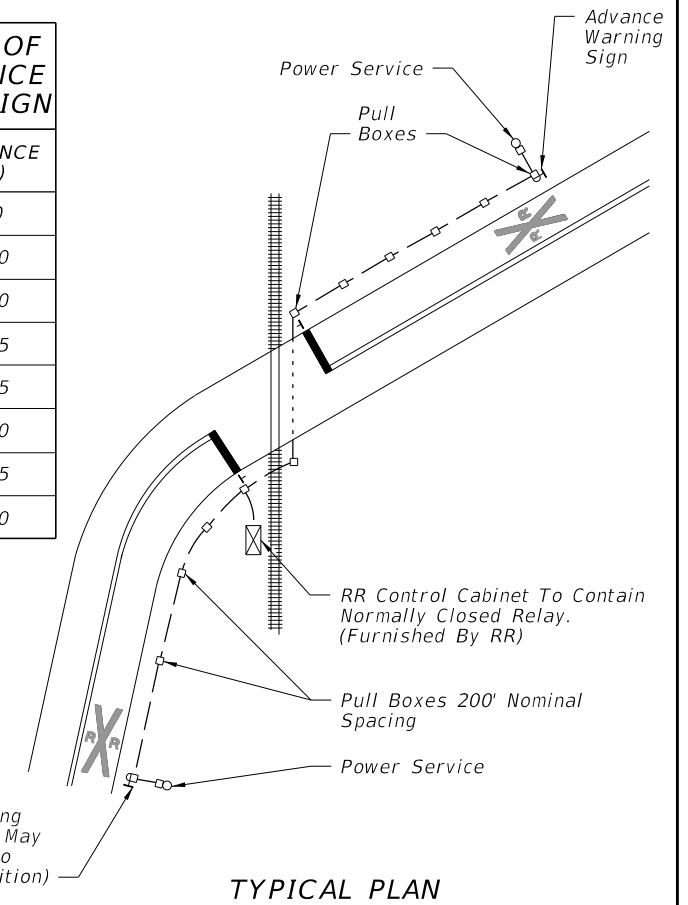
LAST REVISION	DESCRIPTION:
11/01/20	
11/01/21	

The Distance Is Measured Along Right Edge Of Pavement From RR Stop Bar To Sign Advance Warning Sign.



LOCATION OF THE ADVANCE WARNING SIGN

SPEED (mph)	DISTANCE (ft)
Min.	50
30	100
35	100
40	125
45	175
50	250
55	325
60	400



NOTE:
1. "STOP AHEAD" is standard and preferred sign message.
Another message may be approved when appropriate for specific situations.

6/29/2021 8:00:56 AM

LAST REVISION	DESCRIPTION:
11/01/21	



FY 2022-23
STANDARD PLANS

ADVANCE WARNING FOR R/R CROSSING

INDEX
509-100

SHEET
1 of 1