
ORIGINATION FORM

Proposed Revisions to a Standard Plans Index (Please provide all information — Incomplete forms will be returned)

Contact Information:

Date: June 15, 2020
Originator: Rick Jenkins
Phone: (850) 414-4355
Email: rick.jenkins@dot.state.fl.us

Standard Plans:

Index Number: 700-110
Sheet Number (s): 1 of 1
Index Title: Mounting Exit Number Panels to Signs

Summary of the changes:

Change Note 2.B reference to ASTM B308 to ASTM B221 throughout Standard Plans as an administrative change.

Commentary / Background:

ASTM withdrew B308 so we need to change it to ASTM B221

Other Affected Offices / Documents: (Provide name of person contacted)

Yes	No	
<input type="checkbox"/>	<input checked="" type="checkbox"/>	Other Standard Plans –
<input type="checkbox"/>	<input checked="" type="checkbox"/>	FDOT Design Manual –
<input type="checkbox"/>	<input checked="" type="checkbox"/>	Basis of Estimates Manual –
<input type="checkbox"/>	<input checked="" type="checkbox"/>	Standard Specifications –
<input type="checkbox"/>	<input checked="" type="checkbox"/>	Approved Product List –
<input type="checkbox"/>	<input checked="" type="checkbox"/>	Construction –
<input type="checkbox"/>	<input checked="" type="checkbox"/>	Maintenance –

Origination Package Includes:

(Email or hand deliver package to Rick Jenkins)

Yes	N/A	
<input checked="" type="checkbox"/>	<input type="checkbox"/>	Redline Mark-ups
<input type="checkbox"/>	<input type="checkbox"/>	Proposed Standard Plan Instruction (SPI)
<input type="checkbox"/>	<input type="checkbox"/>	Revised SPI
<input type="checkbox"/>	<input type="checkbox"/>	Other Support Documents

Implementation:

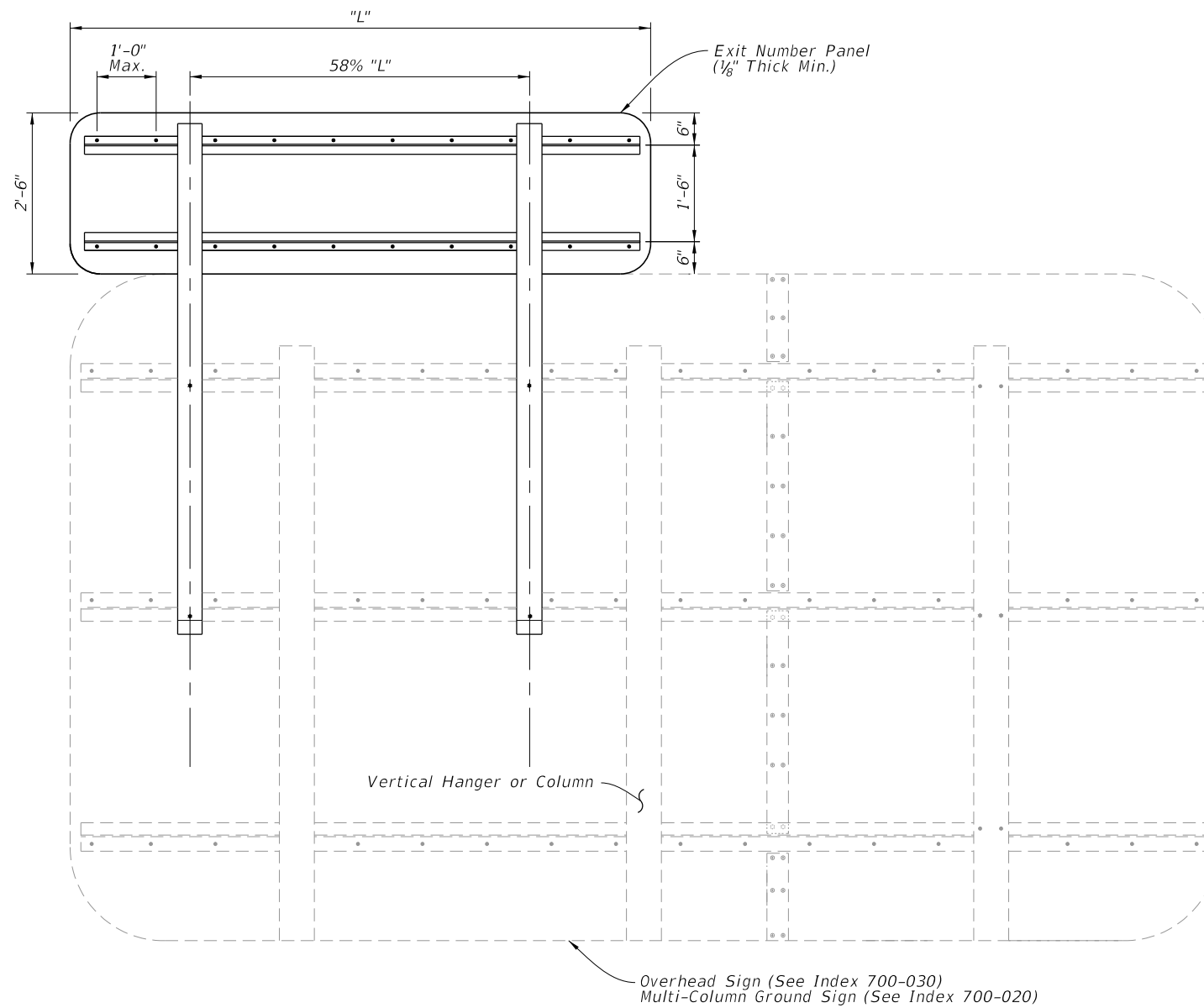
<input type="checkbox"/>	Design Bulletin (Interim)
<input type="checkbox"/>	DCE Memo
<input type="checkbox"/>	Program Mgmt. Bulletin
<input checked="" type="checkbox"/>	FY-Standard Plans (Next Release)

Contact the Roadway Design Office for assistance in completing this form

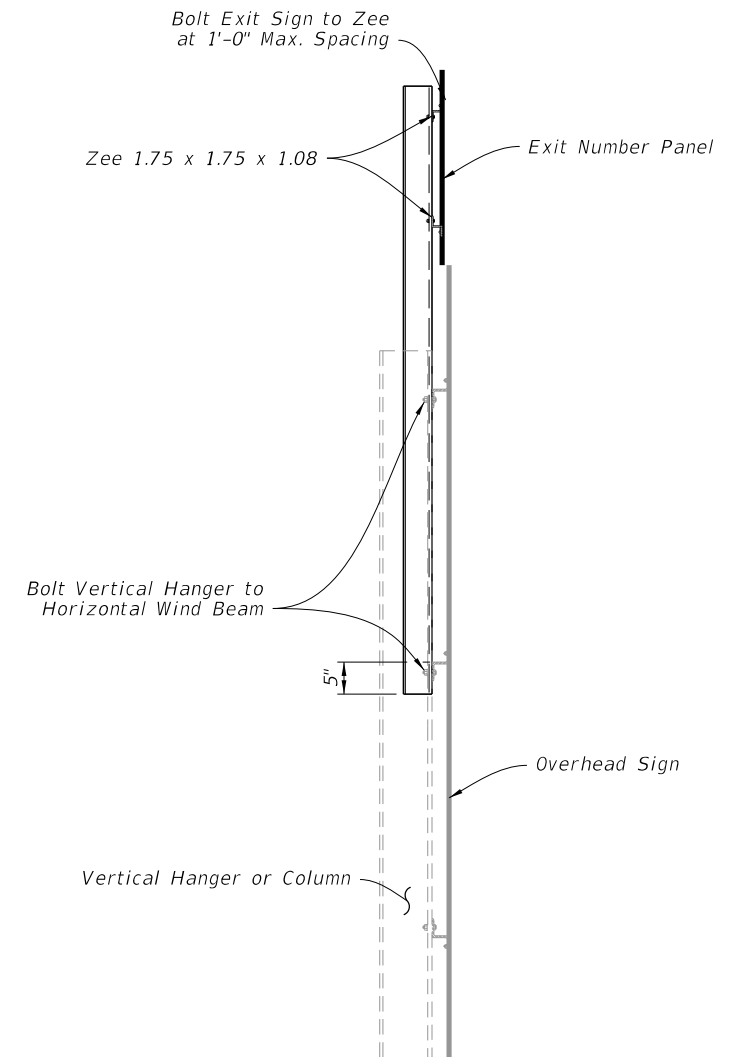
NOTES:

1. Work with Indexes 700-020 and 700-030.
2. **Materials (Aluminum):**
 - A. Sheets and Plates: ASTM B209 Alloy 6061-T6
 - B. Standard Structural Shapes: ASTM ~~B308~~ Alloy 6061-T6
 - C. Extruded Shapes: ASTM B221 Alloy 6061-T6
 - D. For Bolts, Nuts, and Washers requirements see Index 700-020 or 700-030.
3. **Fabrication:**
 - A. See sign layout sheet for dimension "L" and sign face details in the Plans.
 - B. Round all sign corners.
4. For right exits, install the Exit Numbering Panel to the top right side of the Highway Sign.
5. For left exits, install the Exit Numbering Panel to the top left side of the Highway Sign.

B221



BACK ELEVATION



SIDE ELEVATION

10/14/2019 2:44:54 PM

11/01/20

LAST REVISION	DESCRIPTION:
11/01/19	



FY 2020-21
STANDARD PLANS

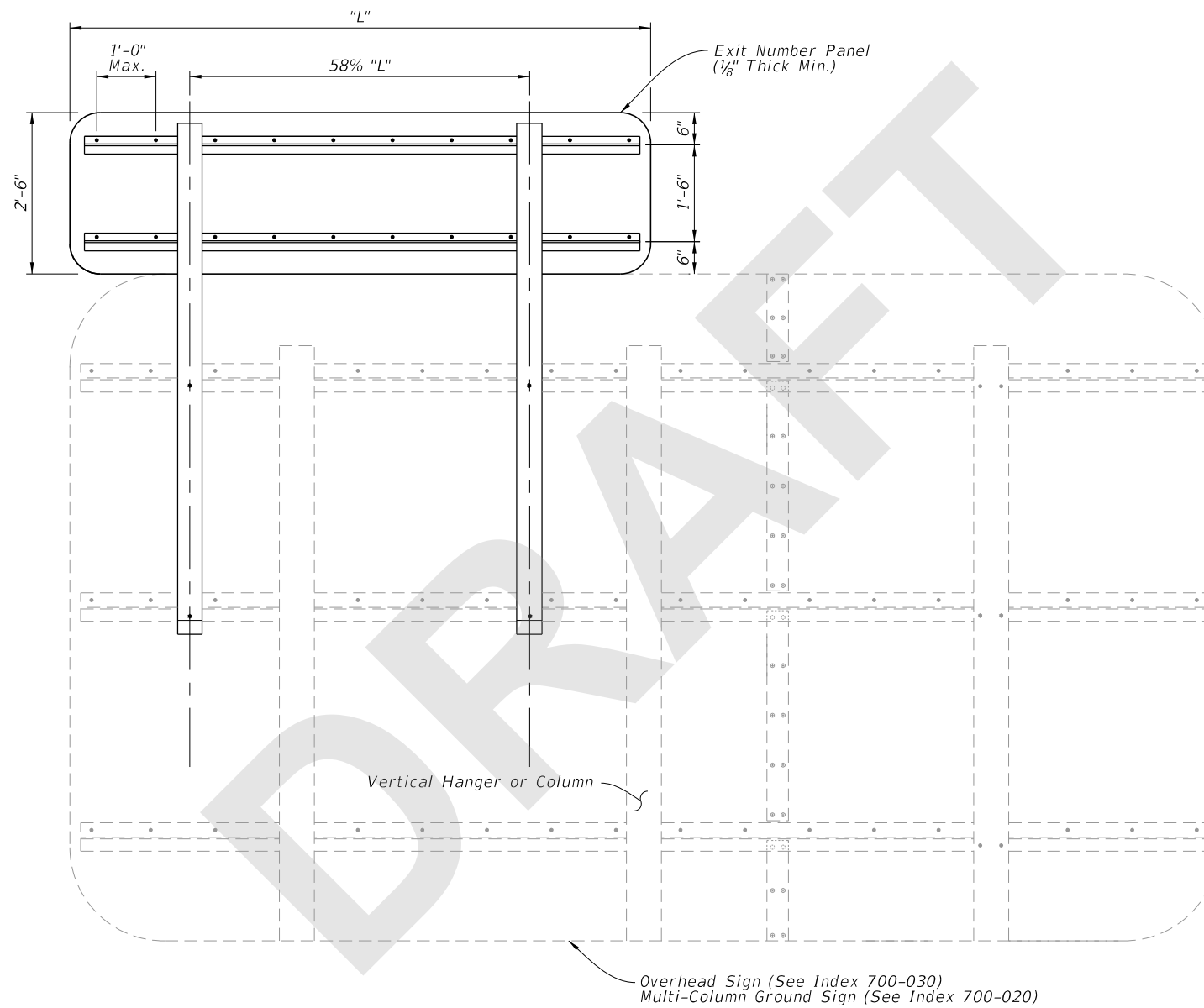
MOUNTING EXIT NUMBER PANELS TO SIGNS

INDEX
700-110

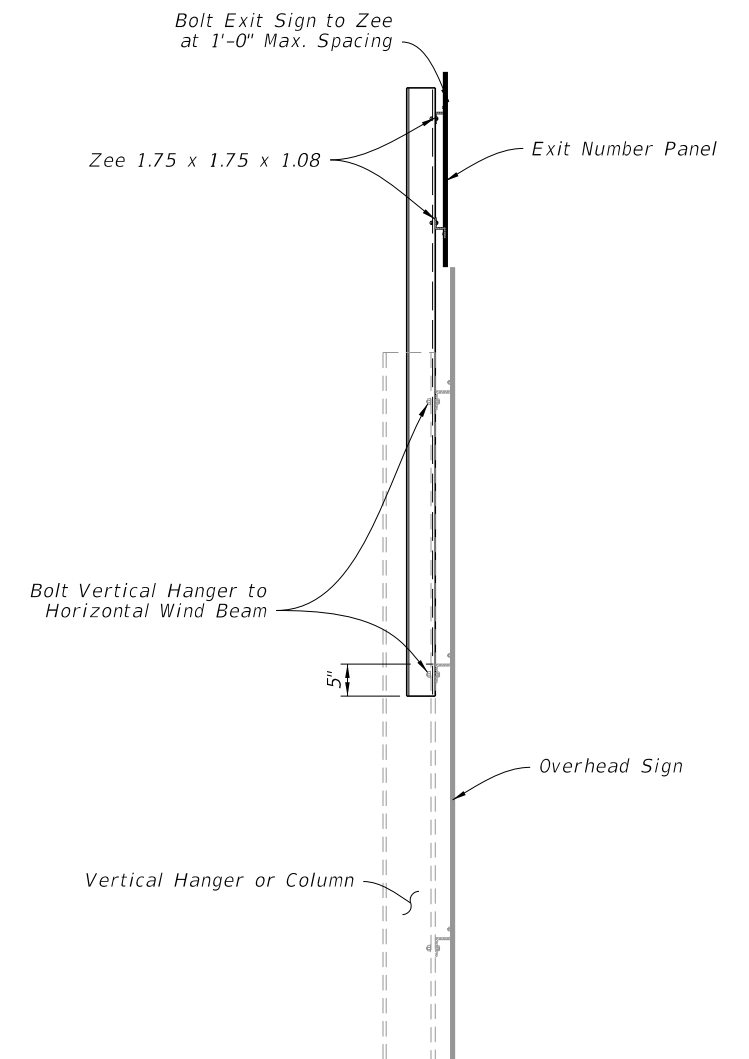
SHEET
1 of 1

NOTES:

1. Work with Indexes 700-020 and 700-030.
2. Materials (Aluminum):
 - A. Sheets and Plates: ASTM B209 Alloy 6061-T6
 - B. Standard Structural Shapes: ASTM B221 Alloy 6061-T6
 - C. Extruded Shapes: ASTM B221 Alloy 6061-T6
 - D. For Bolts, Nuts, and Washers requirements see Index 700-020 or 700-030.
3. Fabrication:
 - A. See sign layout sheet for dimension "L" and sign face details in the Plans.
 - B. Round all sign corners.
4. For right exits, install the Exit Numbering Panel to the top right side of the Highway Sign.
5. For left exits, install the Exit Numbering Panel to the top left side of the Highway Sign.




BACK ELEVATION



SIDE ELEVATION

7/15/2020 8:47:09 AM

LAST REVISION 11/01/20	REVISION	DESCRIPTION:	 FY 2021-22 STANDARD PLANS	MOUNTING EXIT NUMBER PANELS TO SIGNS	INDEX 700-110	SHEET 1 of 1
---------------------------	----------	--------------	---	---	-------------------------	------------------------