
ORIGINATION FORM

Proposed Revisions to a Standard Plans Index (Please provide all information — Incomplete forms will be returned)

Contact Information:

Date: June 3, 2020
Originator: Derwood Sheppard
Phone: (850) 414-4334
Email: derwood.sheppard@dot.state.fl.us

Standard Plans:

Index Number: 700-106
Sheet Number (s): 1 & 2
Index Title: Rural Narrow Bridge Treatment

Summary of the changes:

Sheet 1: Updated the guardrail layouts illustrated to include Parallel Approach Terminals.

Sheet 2: Removed call-out references to the Rumble Striping and Profiled Thermoplastic in the 'INSERT A' and 'INSERT B' details. Added new Note #5, to refer to the Plans for the installation Audible and Vibratory treatments.

Commentary / Background:

The Department no longer uses Flared Approach Terminals for new installations of guardrail; therefore, for consistency with Index 536-001 details, the layouts shown on Sheet 1 are updated to show Parallel Approach Terminals. Sheet 2 references to Rumble Striping were removed for consistency with current policy (RDB18-03).

Other Affected Offices / Documents: (Provide name of person contacted)

- | Yes | No | |
|--------------------------|-------------------------------------|-----------------------------|
| <input type="checkbox"/> | <input checked="" type="checkbox"/> | Other Standard Plans – |
| <input type="checkbox"/> | <input checked="" type="checkbox"/> | FDOT Design Manual – |
| <input type="checkbox"/> | <input checked="" type="checkbox"/> | Basis of Estimates Manual – |
| <input type="checkbox"/> | <input checked="" type="checkbox"/> | Standard Specifications – |
| <input type="checkbox"/> | <input checked="" type="checkbox"/> | Approved Product List – |
| <input type="checkbox"/> | <input checked="" type="checkbox"/> | Construction – |
| <input type="checkbox"/> | <input checked="" type="checkbox"/> | Maintenance – |

Origination Package Includes:

(Email or hand deliver package to Rick Jenkins)

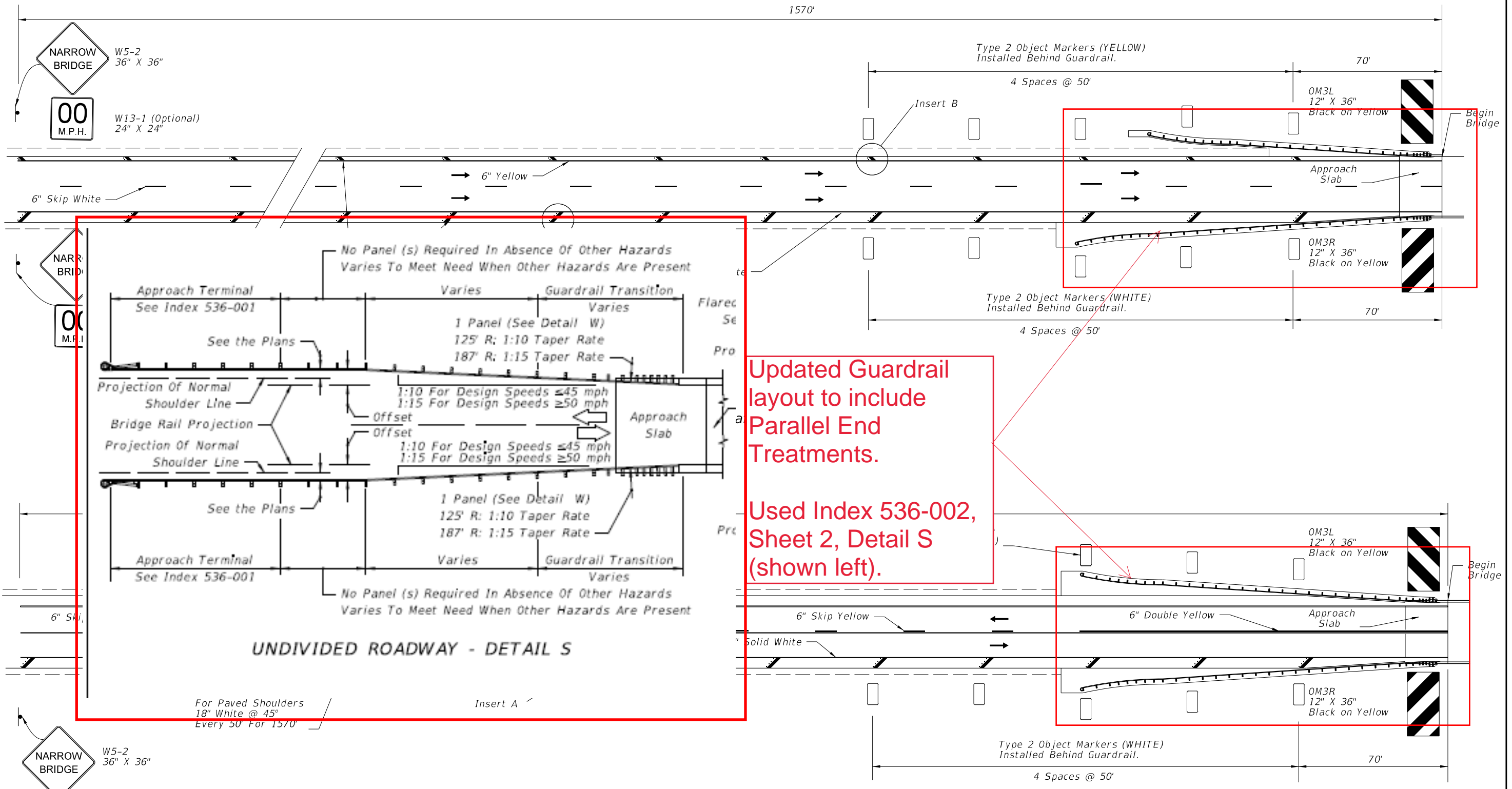
- | Yes | N/A | |
|-------------------------------------|-------------------------------------|--|
| <input checked="" type="checkbox"/> | <input type="checkbox"/> | Redline Mark-ups |
| <input type="checkbox"/> | <input checked="" type="checkbox"/> | Proposed Standard Plan Instruction (SPI) |
| <input type="checkbox"/> | <input checked="" type="checkbox"/> | Revised SPI |
| <input type="checkbox"/> | <input checked="" type="checkbox"/> | Other Support Documents |

Implementation:

- | | |
|-------------------------------------|----------------------------------|
| <input type="checkbox"/> | Design Bulletin (Interim) |
| <input type="checkbox"/> | DCE Memo |
| <input type="checkbox"/> | Program Mgmt. Bulletin |
| <input checked="" type="checkbox"/> | FY-Standard Plans (Next Release) |

Contact the Roadway Design Office for assistance in completing this form

1570'



Updated Guardrail layout to include Parallel End Treatments.

Used Index 536-002, Sheet 2, Detail S (shown left).

UNDIVIDED ROADWAY - DETAIL S

2-Way Traffic

10/14/2019 2:43:28 PM

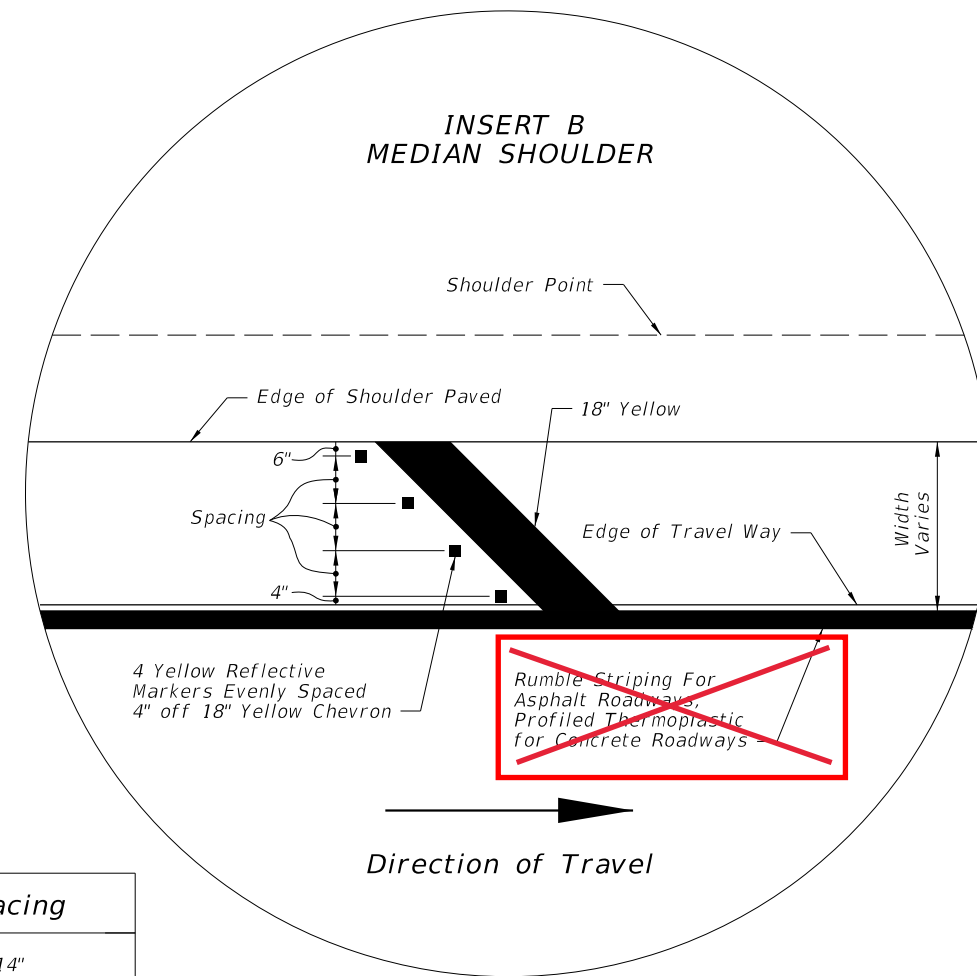
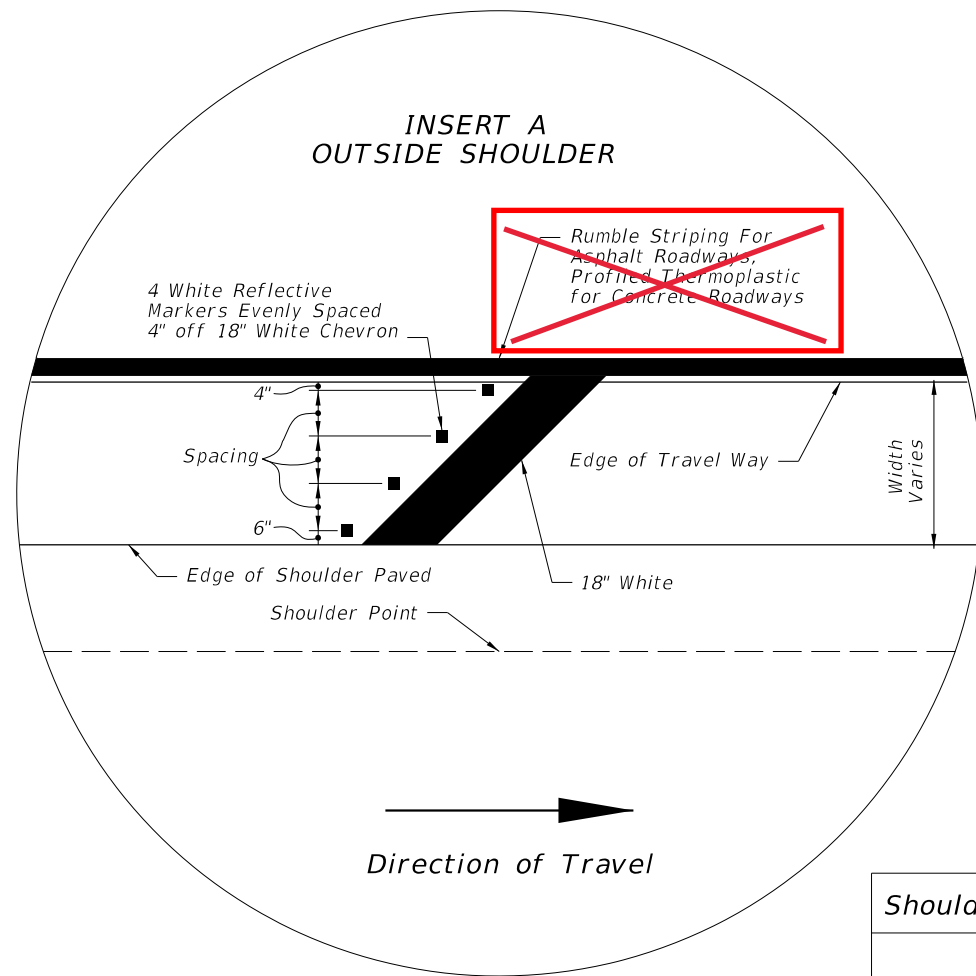
11/01/20

LAST REVISION 11/01/17	DESCRIPTION:
--------------------------------------	--------------


**FY 2020-21
STANDARD PLANS**

RURAL NARROW BRIDGE TREATMENT

INDEX 700-106	SHEET 1 of 2
-------------------------	------------------------



Shoulder Width	No. of RPM's	Spacing
2'	2	14"
3'	3	13"
4'	3	19"
5'	4	16.67"

NOTES:

1. Roadways with Two-Way Traffic:
No passing zone should be extended 1570' in advance of narrow bridge.
2. If the bridge or the approach is on a curve, delineators shall be installed for a distance of 1570' in advance of narrow bridge on the outside portion of the roadway. Spacing shall be 100' between delineators. Delineators are to be placed not less than 2' or not more than 8' outside the outer edge of pavement.
3. Object markers and delineators on both sides of roadway shall face traffic approaching bridge
4. The OM-3R & OM-3L object markers shall be installed 4' above the roadway edge. The panels may be post mounted at the bridges.

Added Note 5

5. Install Audible and Vibratory treatments (e.g., ground-in rumble strips or profiled thermoplastic) in accordance with the Plans.

11/01/20

10/14/2019 2:43:29 PM

LAST REVISION	DESCRIPTION:
11/01/17	

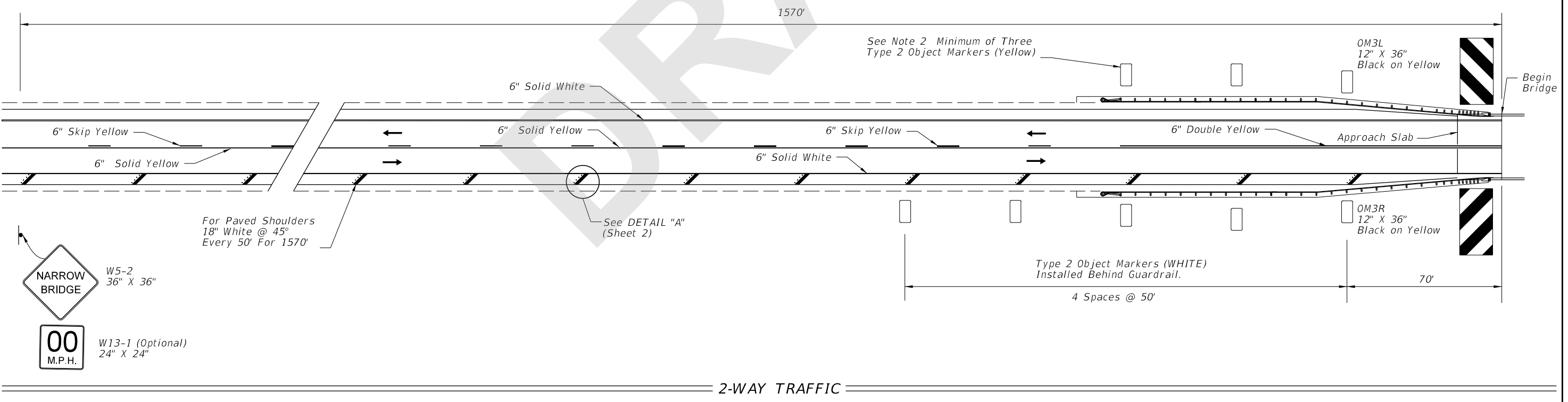
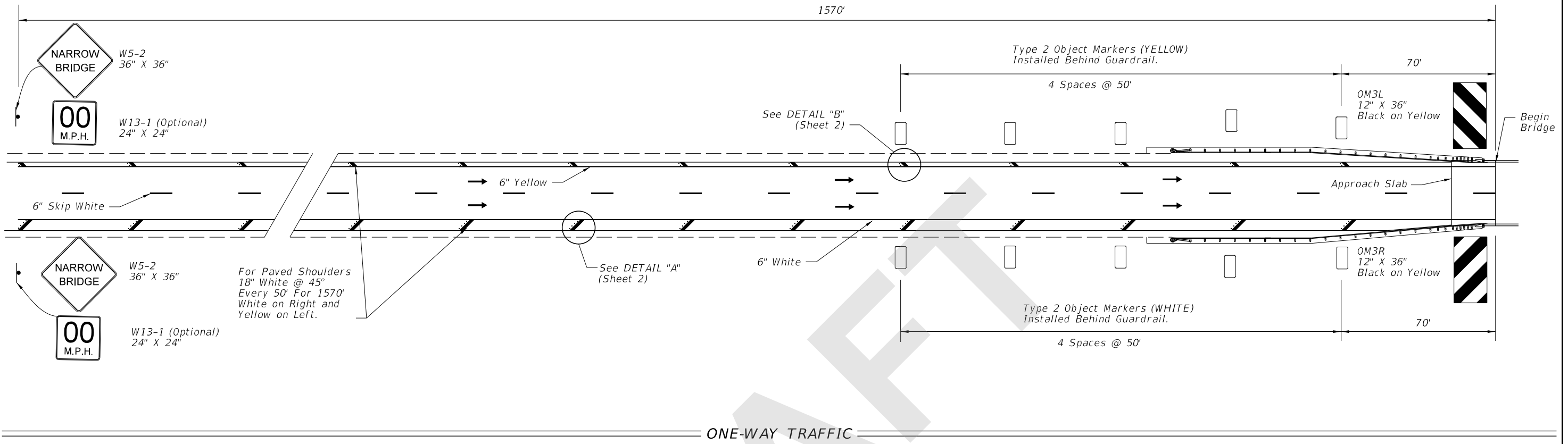


FY 2020-21
STANDARD PLANS


RURAL NARROW BRIDGE TREATMENT

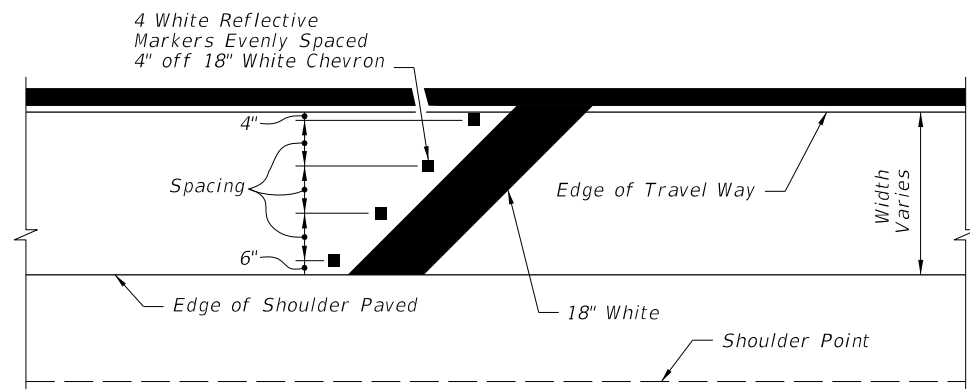
INDEX
700-106

SHEET
2 of 2



6/23/2020 6:43:38 AM

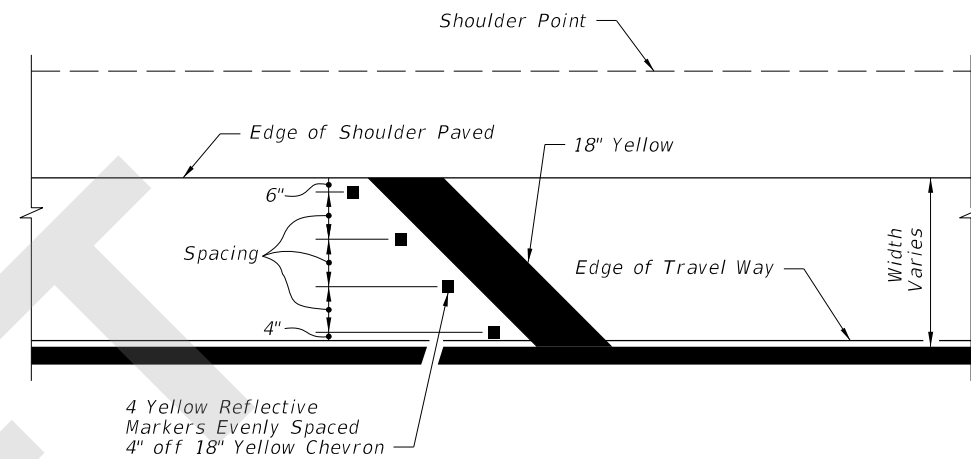
LAST REVISION 11/01/20	REVISION	DESCRIPTION:	 FY 2021-22 STANDARD PLANS	RURAL NARROW BRIDGE TREATMENT	INDEX 700-106	SHEET 1 of 2
---------------------------	----------	--------------	--	-------------------------------	------------------	-----------------



Direction of Travel

Outside Shoulder

DETAIL "A"



Direction of Travel

Median Shoulder

DETAIL "B"

NOTES:

1. Roadways with Two-Way Traffic:
No passing zone should be extended 1570' in advance of narrow bridge.
2. If the bridge or the approach is on a curve, delineators shall be installed for a distance of 1570' in advance of narrow bridge on the outside portion of the roadway. Spacing shall be 100' between delineators. Delineators are to be placed not less than 2' or not more than 8' outside the outer edge of pavement.
3. Object markers and delineators on both sides of roadway shall face traffic approaching bridge
4. The OM-3R & OM-3L object markers shall be installed 4' above the roadway edge. The panels may be post mounted at the bridges.
5. Install Audible and Vibratory treatments (e.g., ground-in rumble strips or profiled thermoplastic) in accordance with the Plans.

Shoulder Width	No. of RPM's	Spacing
2'	2	14"
3'	3	13"
4'	3	19"
5'	4	16.67"

6/22/2020 2:11:27 PM

LAST REVISION 11/01/20	REVISION	DESCRIPTION:
---------------------------	----------	--------------



FY 2021-22
STANDARD PLANS

RURAL NARROW BRIDGE TREATMENT

INDEX
700-106

SHEET
2 of 2