
ORIGINATION FORM

Proposed Revisions to a Standard Plans Index
(Please provide all information — Incomplete forms will be returned)

Contact Information:

Date: September 11, 2014

Originator: Catherine Bradley

Phone: (850) 414-4271

Email: catherine.bradley@dot.state.fl.us

Standard Plans:

Index Number: 509-100

Sheet Number (s): 1

Index Title: Advance Warning For R/R Crossing

Summary of the changes:

Changed table to match MUTCD and index 509-070.

Commentary / Background:

Other Affected Offices / Documents: (Provide name of person contacted)

- | Yes | No | |
|--------------------------|-------------------------------------|-----------------------------|
| <input type="checkbox"/> | <input checked="" type="checkbox"/> | Other Standard Plans – |
| <input type="checkbox"/> | <input checked="" type="checkbox"/> | FDOT Design Manual – |
| <input type="checkbox"/> | <input checked="" type="checkbox"/> | Basis of Estimates Manual – |
| <input type="checkbox"/> | <input checked="" type="checkbox"/> | Standard Specifications – |
| <input type="checkbox"/> | <input checked="" type="checkbox"/> | Approved Product List – |
| <input type="checkbox"/> | <input checked="" type="checkbox"/> | Construction – |
| <input type="checkbox"/> | <input checked="" type="checkbox"/> | Maintenance – |

Origination Package Includes:

(Email or hand deliver package to Rick Jenkins)

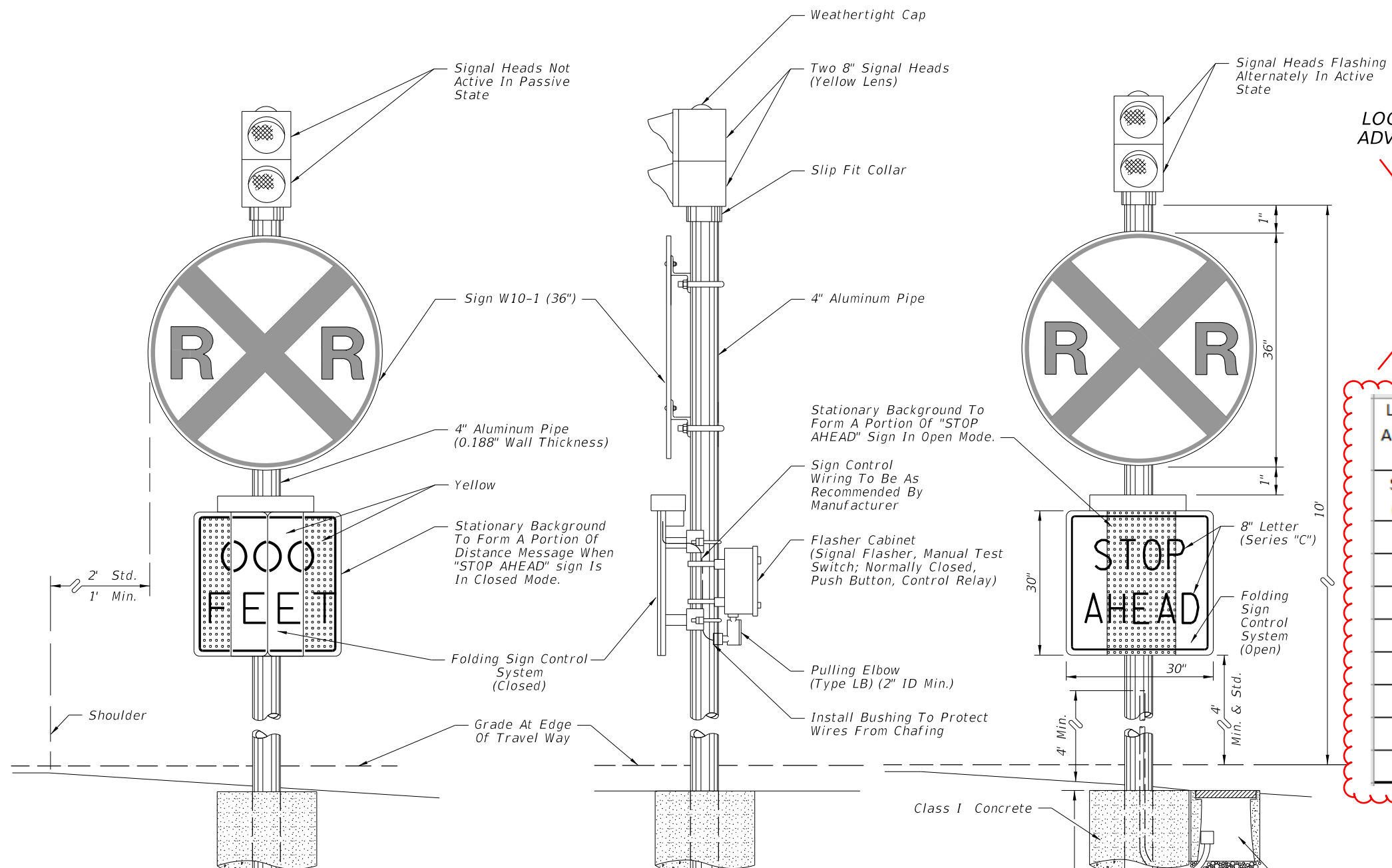
- | Yes | N/A | |
|-------------------------------------|--------------------------|--|
| <input checked="" type="checkbox"/> | <input type="checkbox"/> | Redline Mark-ups |
| <input type="checkbox"/> | <input type="checkbox"/> | Proposed Standard Plan Instruction (SPI) |
| <input type="checkbox"/> | <input type="checkbox"/> | Revised SPI |
| <input type="checkbox"/> | <input type="checkbox"/> | Other Support Documents |

Implementation:

- Design Bulletin (Interim)
- DCE Memo
- Program Mgmt. Bulletin
- FY-Standard Plans (Next Release)

Contact the Roadway Design Office for assistance in completing this form

The Distance Is Measured Along Right Edge Of Pavement From RR Stop Bar To Sign Advance Warning Sign.

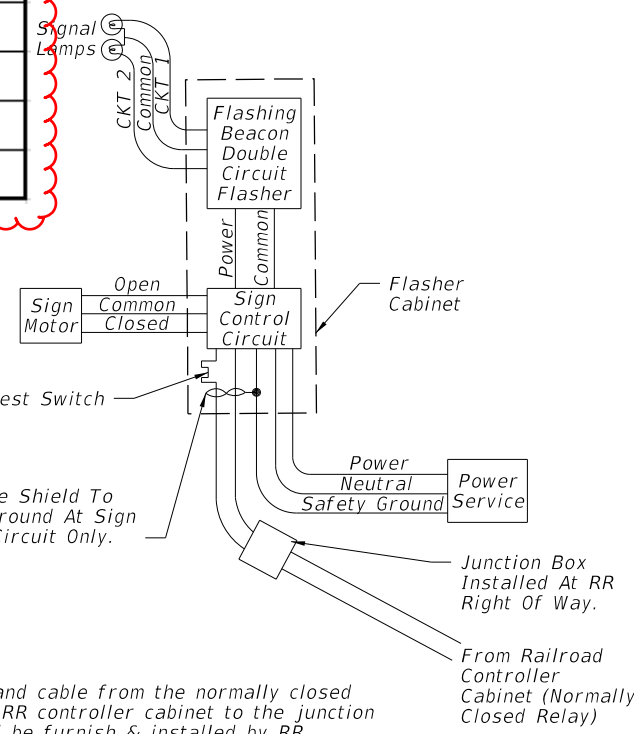
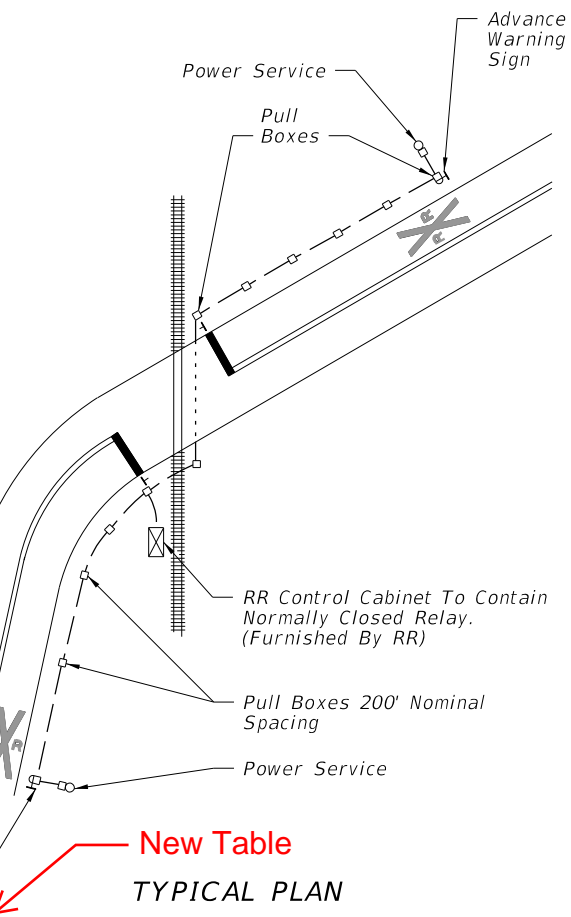


LOCATION OF THE ADVANCE WARNING SIGN

SPEED (mph)	DISTANCE (ft)
Min.	50
30	75
40	125
50	250
55	325

LOCATION OF THE ADVANCE WARNING SIGN

Speed (mph)	Distance (ft)
Min.	50
30	100
35	100
40	125
45	175
50	250
55	325
60	400



NOTE:
1. "STOP AHEAD" is standard and preferred sign message.
Another message may be approved when appropriate for specific situations.

NOTE:
Conduit and cable from the normally closed relay of RR controller cabinet to the junction box shall be furnish & installed by RR.

10/14/2019 11:01:31 AM

11/01/20

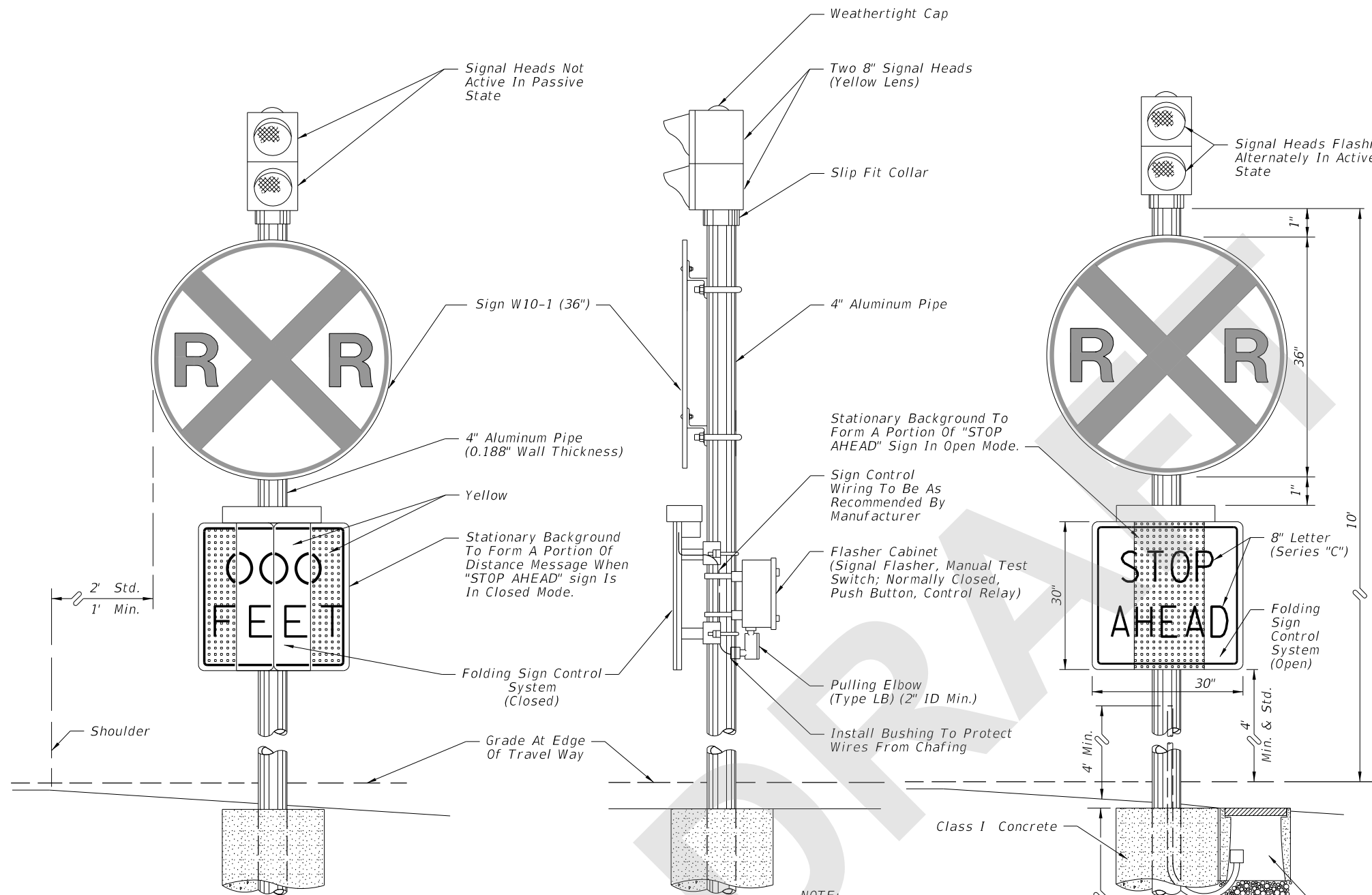
LAST REVISION	DESCRIPTION:
11/01/17	

FDOT FY 2020-21 STANDARD PLANS

ADVANCE WARNING FOR R/R CROSSING

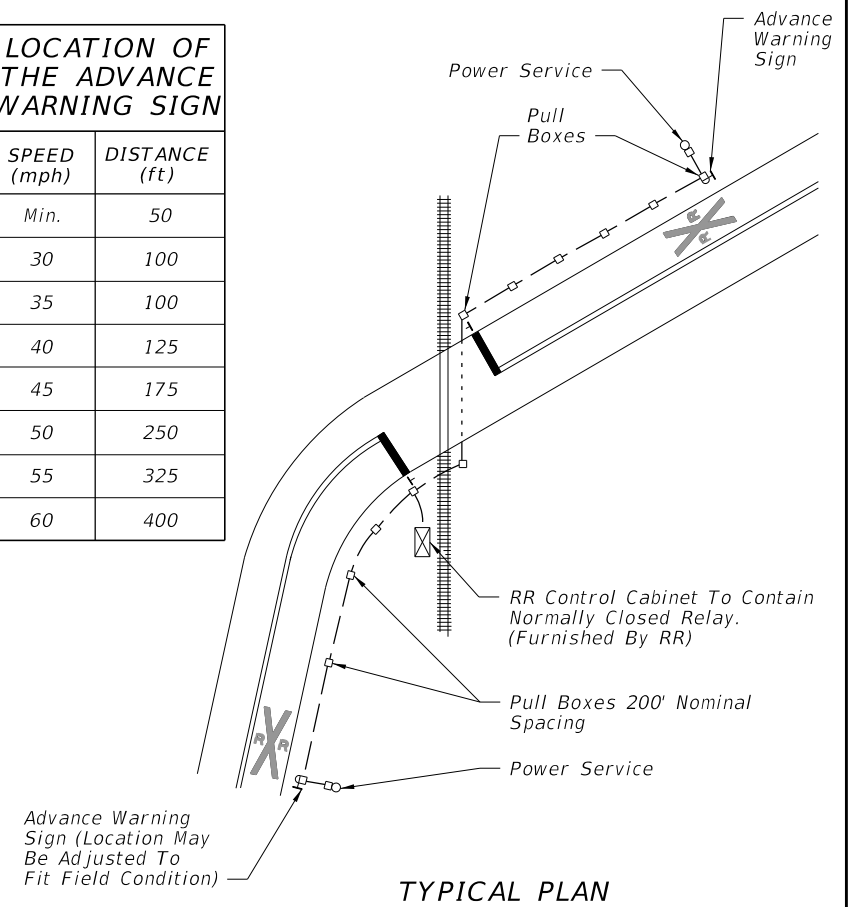
INDEX	SHEET
509-100	1 of 1

The Distance Is Measured Along Right Edge Of Pavement From RR Stop Bar To Sign Advance Warning Sign.



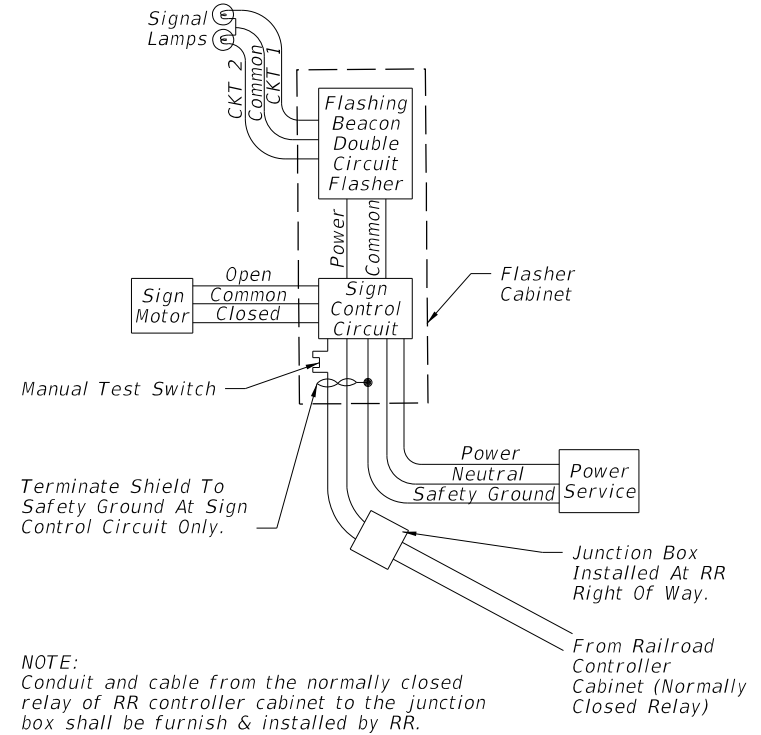
LOCATION OF THE ADVANCE WARNING SIGN

SPEED (mph)	DISTANCE (ft)
Min.	50
30	100
35	100
40	125
45	175
50	250
55	325
60	400



TYPICAL PLAN

NOTE:
1. "STOP AHEAD" is standard and preferred sign message.
Another message may be approved when appropriate for specific situations.



NOTE:
Conduit and cable from the normally closed relay of RR controller cabinet to the junction box shall be furnished & installed by RR.

FUNCTIONAL BLOCK DIAGRAM

7/1/2020 8:56:18 AM

LAST REVISION	DESCRIPTION:
11/01/20	

**FY 2021-22
STANDARD PLANS**

ADVANCE WARNING FOR R/R CROSSING

INDEX	SHEET
509-100	1 of 1