

---

## ORIGINATION FORM

---

Proposed Revisions to a Standard Plans Index  
(Please provide all information — Incomplete forms will be returned)

**Contact Information:**

Date: July 14, 2020

Originator: Cheryl Hudson

Phone: 414-5332

Email: cheryl.hudson@dot.state.fl.us

**Standard Plans:**

Index Number: 415-010

Sheet Number (s): 1

Index Title: Bar Bending Details (FRP)

**Summary of the changes:**

New

**Commentary / Background:**

Moved from Dev Pultruded FRP Bar Bending Diagram

**Other Affected Offices / Documents:** (Provide name of person contacted)

- | Yes                      | No                                  |                             |
|--------------------------|-------------------------------------|-----------------------------|
| <input type="checkbox"/> | <input checked="" type="checkbox"/> | Other Standard Plans –      |
| <input type="checkbox"/> | <input checked="" type="checkbox"/> | FDOT Design Manual –        |
| <input type="checkbox"/> | <input checked="" type="checkbox"/> | Basis of Estimates Manual – |
| <input type="checkbox"/> | <input checked="" type="checkbox"/> | Standard Specifications –   |
| <input type="checkbox"/> | <input checked="" type="checkbox"/> | Approved Product List –     |
| <input type="checkbox"/> | <input checked="" type="checkbox"/> | Construction –              |
| <input type="checkbox"/> | <input checked="" type="checkbox"/> | Maintenance –               |

**Origination Package Includes:**

(Email or hand deliver package to Rick Jenkins)

- | Yes                      | N/A                                 |  |
|--------------------------|-------------------------------------|--|
| <input type="checkbox"/> | <input checked="" type="checkbox"/> | Redline Mark-ups                         |
| <input type="checkbox"/> | <input checked="" type="checkbox"/> | Proposed Standard Plan Instruction (SPI) |
| <input type="checkbox"/> | <input checked="" type="checkbox"/> | Revised SPI                              |
| <input type="checkbox"/> | <input checked="" type="checkbox"/> | Other Support Documents                  |

**Implementation:**

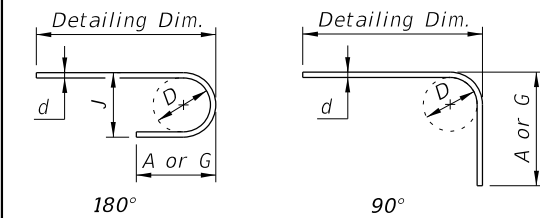
- Design Bulletin (Interim)
- DCE Memo
- Program Mgmt. Bulletin
- FY-Standard Plans (Next Release)

---

Contact the Roadway Design Office for assistance in completing this form

---

FRP REBAR HOOK DETAILS



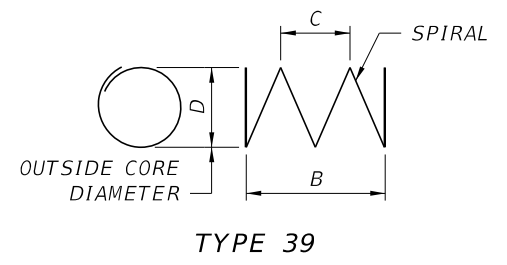
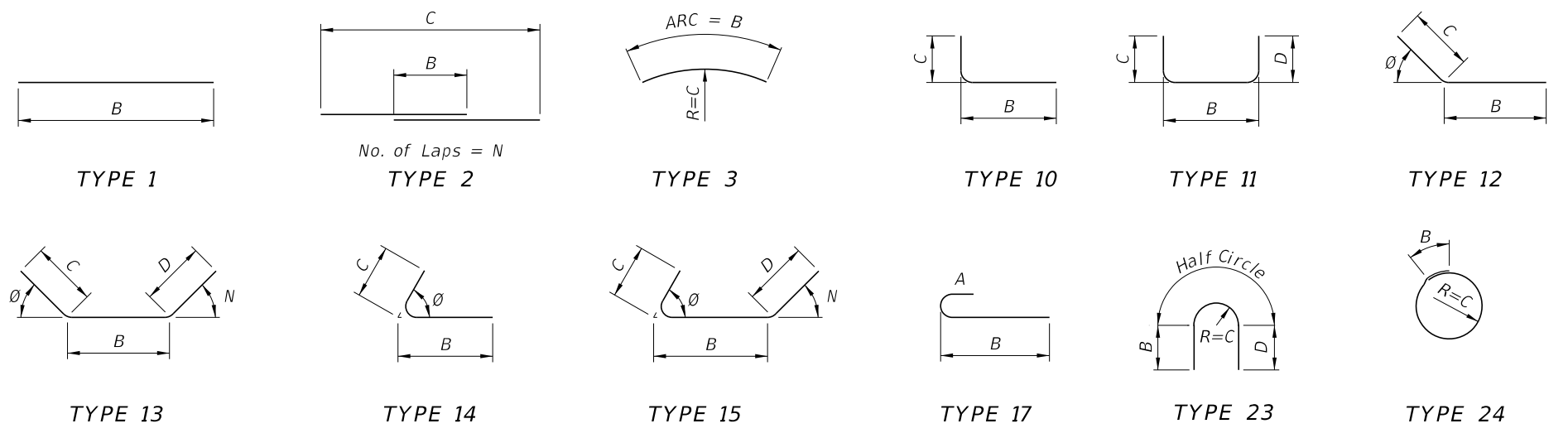
| BAR SIZE | D   | 180° HOOKS |     | 90° HOOKS |
|----------|-----|------------|-----|-----------|
|          |     | A or G     | J   | A or G    |
| #2       | 3"  | 4½"        | 3½" | 4¾"       |
| #3       | 4½" | 6¾"        | 5¼" | 7⅛"       |
| #4       | 4½" | 8¼"        | 5½" | 8¾"       |
| #5       | 4½" | 9¾"        | 5¾" | 10⅝"      |
| #6       | 4½" | 11½"       | 6"  | 1'-0"     |
| #7       | 6"  | 1'-1½"     | 7¾" | 1'-2"     |
| #8       | 6"  | 1'-3"      | 8"  | 1'-4"     |
| STYLE    |     | 1          |     | 3         |

NOTES

**GENERAL**  
 All dimensions are out-to-out.  
 For Bar Dimensions See REINFORCING BAR LIST Sheet(s) in Structures Plans.

**SPIRALS (TYPE 39 BARS)**  
 C = Pitch  
 B = Overall Height  
 N = Total number of closed turns at Top and Bottom of spiral  
 Splices = 1.5 turns  
 Include spiral splice in the Contract Unit Price for FRP Reinforcing.

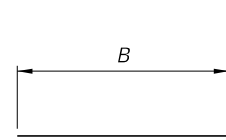
**HOOKS**  
 All dimensions are approximate.  
 Hook Styles Detailed on this sheet are for Illustration Only.  
 Actual Hook Style for any particular bar will be shown under A or G Heading on REINFORCING BAR LIST sheet(s) in Structures Plans.



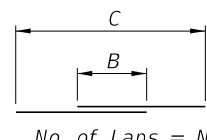
SINGLE BAR BENDING DETAILS

7/15/2020 9:35:09 AM

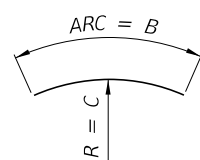
11/01/20



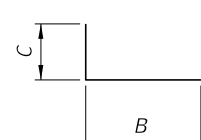
TYPE 1



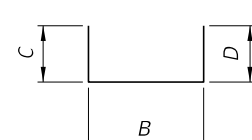
TYPE 2



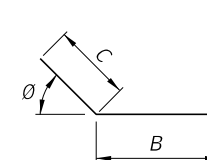
TYPE 3



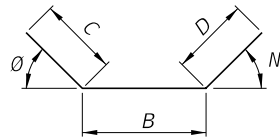
TYPE 10



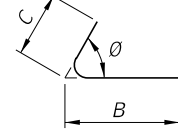
TYPE 11



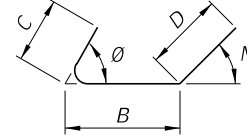
TYPE 12



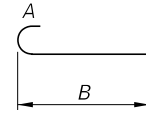
TYPE 13



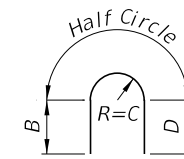
TYPE 14



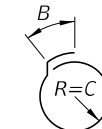
TYPE 15



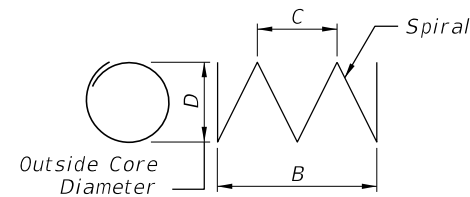
TYPE 17



TYPE 23

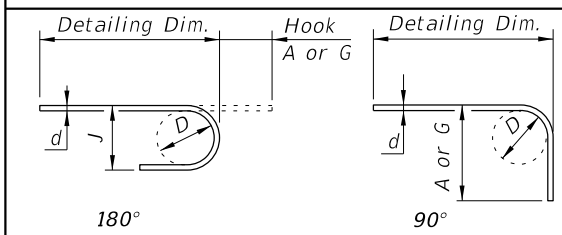


TYPE 24



TYPE 39

HOOK DETAILS



| BAR SIZE | D      | 180° HOOKS |    | 90° HOOKS |
|----------|--------|------------|----|-----------|
|          |        | A OR G     | J  | A OR G    |
| #3       | 2 1/4" | 5"         | 3" | 6"        |
| #4       | 3"     | 6"         | 4" | 8"        |
| #5       | 3 3/4" | 7"         | 5" | 10"       |
| #6       | 4 1/2" | 8"         | 6" | 1'-0"     |
| #7       | 5 1/4" | 10"        | 7" | 1'-2"     |
| #8       | 6"     | 11"        | 8" | 1'-4"     |

NOTES

**GENERAL**  
 All dimensions are out-to-out.  
 For Bar dimensions See REINFORCING BAR LIST Sheet(s) in Structures Plans.

**SPIRALS (TYPE 39 BARS)**

C = Pitch  
 B = Overall Height  
 N = Total number of closed turns at Top and Bottom of columns  
 Spirals = 1.5 turns

Include spiral splice in Contract Unit Price for FRP Reinforcing.

**HOOKS**

All Dimensions are approximate.  
 Hook Styles Detailed on this sheet are for Illustration Only.  
 Actual Hook Style for any particular bar will be shown under A or G Heading on REINFORCING BAR LIST sheet(s) in Structures Plans.

SINGLE BAR BENDING DETAILS

DRAFT

SDATES STIMES

|               |          |          |              |
|---------------|----------|----------|--------------|
| LAST REVISION | 11/01/20 | REVISION | DESCRIPTION: |
|---------------|----------|----------|--------------|