
ORIGINATION FORM

Proposed Revisions to a Standard Plans Index
(Please provide all information — Incomplete forms will be returned)

Contact Information:

Date: May 13, 2020

Originator: Cheryl Hudson

Phone: 414-5332

Email: cheryl.hudson@dot.state.fl.us

Standard Plans:

Index Number: 415-001

Sheet Number (s): 1

Index Title: Bar Bending Details (Steel)

Summary of the changes:

Delete phi for Type 39 spiral

Commentary / Background:

Phi was the grade which is now covered in the standard and SDG. Bar or wire is at the contractors discretion.



Other Affected Offices / Documents: (Provide name of person contacted)

- | Yes | No | |
|--------------------------|-------------------------------------|-----------------------------|
| <input type="checkbox"/> | <input checked="" type="checkbox"/> | Other Standard Plans – |
| <input type="checkbox"/> | <input checked="" type="checkbox"/> | FDOT Design Manual – |
| <input type="checkbox"/> | <input checked="" type="checkbox"/> | Basis of Estimates Manual – |
| <input type="checkbox"/> | <input checked="" type="checkbox"/> | Standard Specifications – |
| <input type="checkbox"/> | <input checked="" type="checkbox"/> | Approved Product List – |
| <input type="checkbox"/> | <input checked="" type="checkbox"/> | Construction – |
| <input type="checkbox"/> | <input checked="" type="checkbox"/> | Maintenance – |

Origination Package Includes:

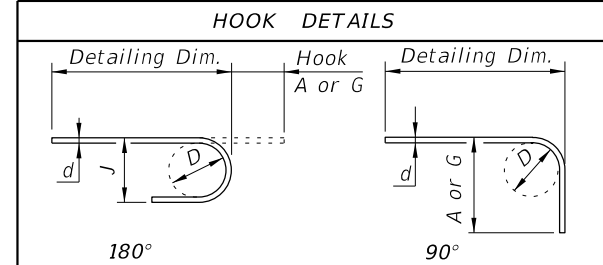
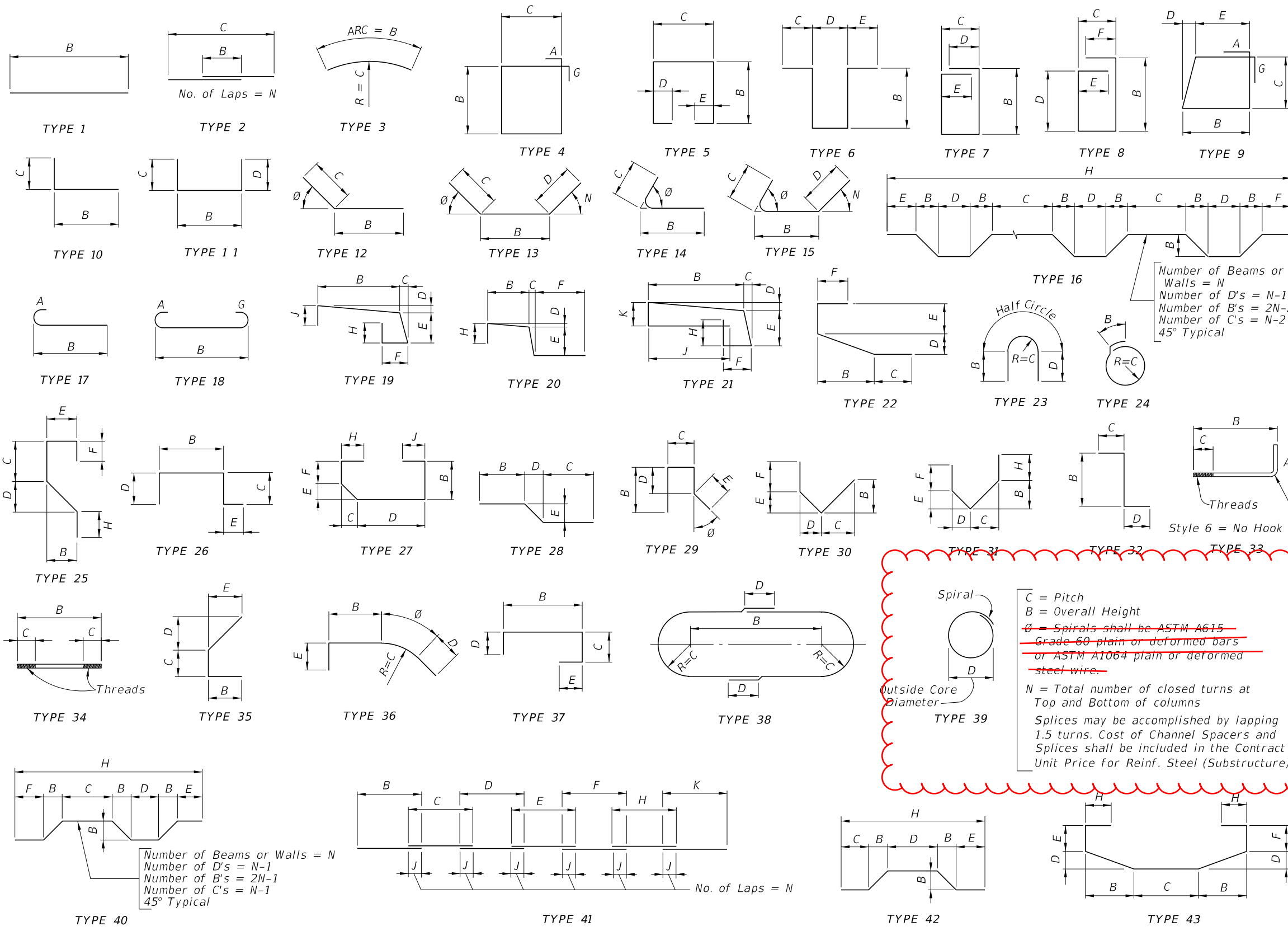
(Email or hand deliver package to Rick Jenkins)

- | Yes | N/A | |
|-------------------------------------|-------------------------------------|------------------------------------------|
| <input checked="" type="checkbox"/> | <input type="checkbox"/> | Redline Mark-ups |
| <input type="checkbox"/> | <input checked="" type="checkbox"/> | Proposed Standard Plan Instruction (SPI) |
| <input type="checkbox"/> | <input checked="" type="checkbox"/> | Revised SPI |
| <input type="checkbox"/> | <input checked="" type="checkbox"/> | Other Support Documents |

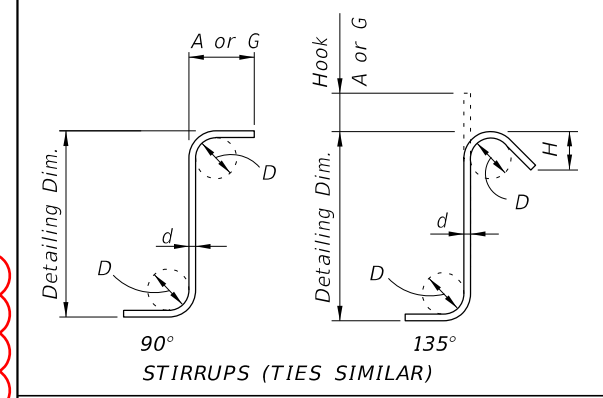
Implementation:

- Design Bulletin (Interim)
- DCE Memo
- Program Mgmt. Bulletin
- FY-Standard Plans (Next Release)

Contact the Roadway Design Office for assistance in completing this form



BAR SIZE	D	180° HOOKS		90° HOOKS
		A OR G	J	A OR G
#3	2 1/4"	5"	3"	6"
#4	3"	6"	4"	8"
#5	3 3/4"	7"	5"	10"
#6	4 1/2"	8"	6"	1'-0"
#7	5 1/4"	10"	7"	1'-2"
#8	6"	11"	8"	1'-4"
#9	9 1/2"	1'-3"	11 3/4"	1'-7"
#10	10 3/4"	1'-5"	1'-1 1/4"	1'-10"
#11	12"	1'-7"	1'-2 3/4"	2'-0"
#14	18 1/4"	2'-3"	1'-9 3/4"	2'-7"
#18	24"	3'-0"	2'-4 1/2"	3'-5"
STYLE		1		3



BAR SIZE	D	90° HOOKS		135° HOOKS	
		A or G	A or G	A or G	H *
#3	1 1/2"	4"	4"	4"	2 1/2"
#4	2"	4 1/2"	4 1/2"	4 1/2"	3"
#5	2 1/2"	6"	5 1/2"	5 1/2"	3 3/4"
#6	4 1/2"	1'-0"	8"	8"	4 1/2"
#7	5 1/4"	1'-2"	9"	9"	5 1/4"
#8	6"	1'-4"	10 1/2"	10 1/2"	6"
STYLE		4		5	

STYLE 6 = NO HOOK

* Dimension is approximate.
Hook Styles Detailed on this sheet are for Illustration Only.
Actual Hook Style for any particular bar will be shown under A or G Heading on REINFORCING BAR LIST sheet(s) in Structures Plans.
All Dimensions are out-to-out.

Spiral

C = Pitch
B = Overall Height
~~Ø = Spirals shall be ASTM A615~~
~~Grade 60 plain or deformed bars~~
~~or ASTM A1064 plain or deformed steel wire.~~

N = Total number of closed turns at Top and Bottom of columns
Splices may be accomplished by lapping 1.5 turns. Cost of Channel Spacers and Splices shall be included in the Contract Unit Price for Reinf. Steel (Substructure)

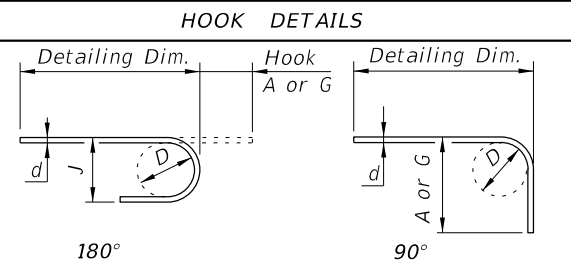
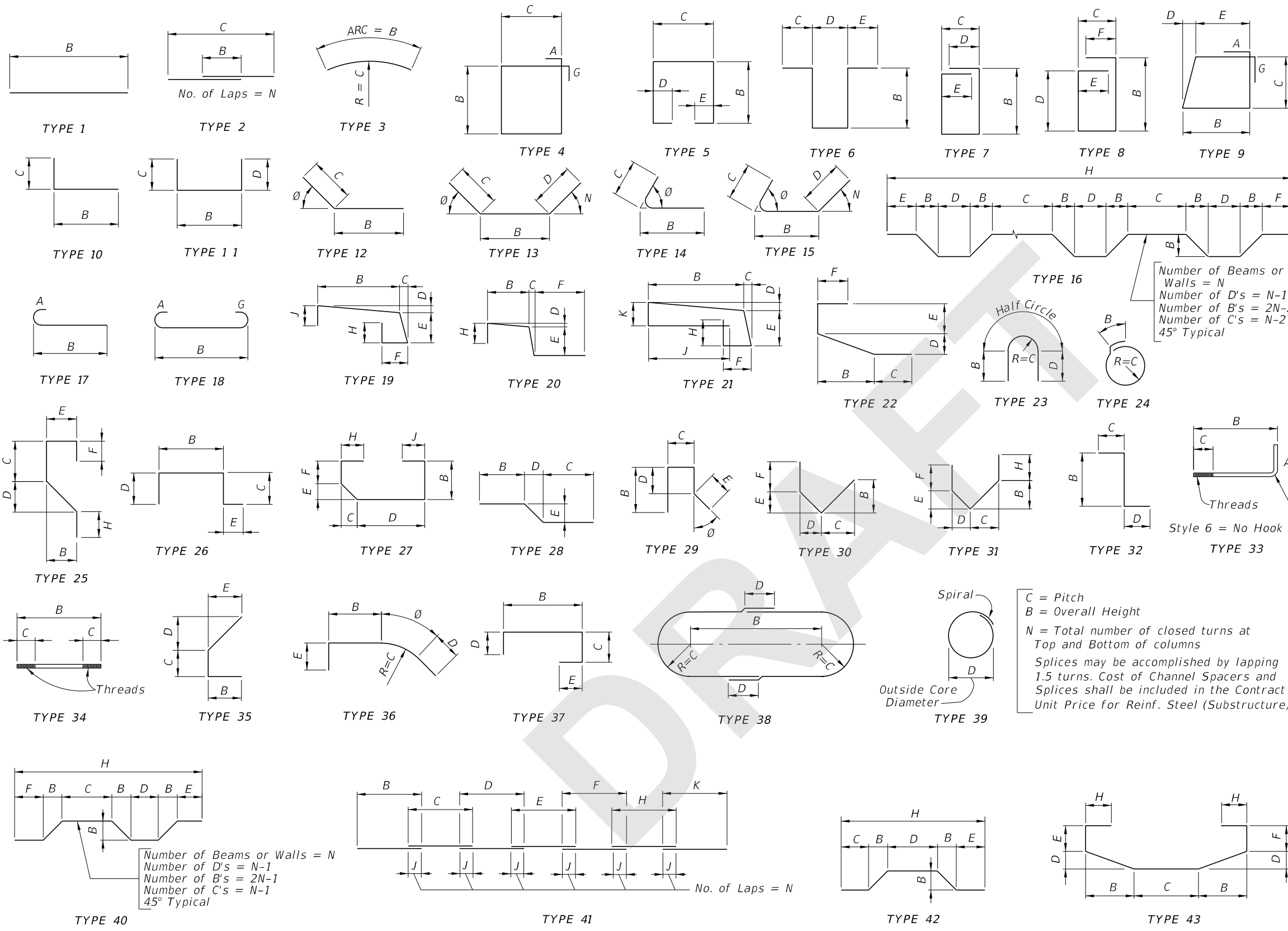
Outside Core Diameter

NOTE: For Bar Dimensions See REINFORCING BAR LIST Sheet(s) in Structures Plans.

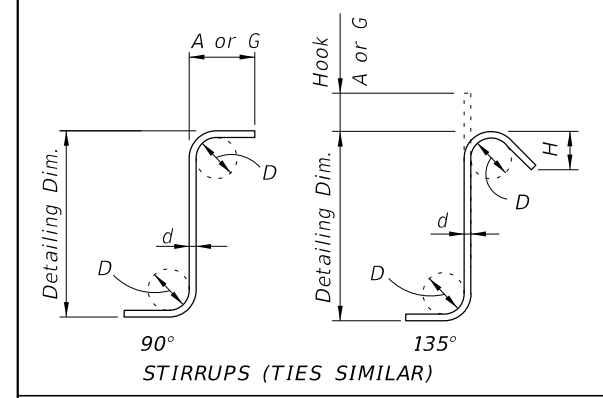
10/14/2019 3:42:55 PM

LAST REVISION	DESCRIPTION:
11/01/16	

CMH
05/13/
20



BAR SIZE	D	180° HOOKS		90° HOOKS
		A OR G	J	A OR G
#3	2 1/4"	5"	3"	6"
#4	3"	6"	4"	8"
#5	3 3/4"	7"	5"	10"
#6	4 1/2"	8"	6"	1'-0"
#7	5 1/4"	10"	7"	1'-2"
#8	6"	11"	8"	1'-4"
#9	9 1/2"	1'-3"	11 3/4"	1'-7"
#10	10 3/4"	1'-5"	1'-1 1/4"	1'-10"
#11	12"	1'-7"	1'-2 3/4"	2'-0"
#14	18 1/4"	2'-3"	1'-9 3/4"	2'-7"
#18	24"	3'-0"	2'-4 1/2"	3'-5"
STYLE		1		3



BAR SIZE	D	90° HOOKS		135° HOOKS	
		A or G	A or G	A or G	H *
#3	1 1/2"	4"	4"	4"	2 1/2"
#4	2"	4 1/2"	4 1/2"	4 1/2"	3"
#5	2 1/2"	6"	5 1/2"	5 1/2"	3 3/4"
#6	4 1/2"	1'-0"	8"	8"	4 1/2"
#7	5 1/4"	1'-2"	9"	9"	5 1/4"
#8	6"	1'-4"	10 1/2"	10 1/2"	6"
STYLE		4		5	

STYLE 6 = NO HOOK

* Dimension is approximate.
 Hook Styles Detailed on this sheet are for Illustration Only.
 Actual Hook Style for any particular bar will be shown under A or G Heading on REINFORCING BAR LIST sheet(s) in Structures Plans.
 All Dimensions are out-to-out.

NOTE: For Bar Dimensions See REINFORCING BAR LIST Sheet(s) in Structures Plans.

SDATES

LAST REVISION 11/01/20	DESCRIPTION:
---------------------------	--------------