

ORIGINATION FORM

Proposed Revisions to a Standard Plans Index
(Please provide all information – Incomplete forms will be returned)

Contact Information:

Date: July 23, 2018
Originator: **Ed Cashman**
Phone: (850) 414-4314
Email: edward.cashman@dot.state.fl.us

Standard Plans:

Index Number: **700-109**
Sheet Number (s): 1
Index Title: Traffic Controls for Street Terminations

Summary of the changes:

Changed detail to show two wind beams. Changed "Notes" and deleted redundant material information. Changed "Dead End" sign requirements.

Commentary / Background:

Previously only a single wind beam was shown. The other changes were incidental.

Other Affected Offices / Documents: (Provide name of responsible personnel)

Yes	No	
<input type="checkbox"/>	<input checked="" type="checkbox"/>	Other Standard Plans –
<input type="checkbox"/>	<input checked="" type="checkbox"/>	FDOT Design Manual –
<input type="checkbox"/>	<input checked="" type="checkbox"/>	Basis of Estimates Manual –
<input type="checkbox"/>	<input checked="" type="checkbox"/>	Standard Specifications –
<input type="checkbox"/>	<input checked="" type="checkbox"/>	Approved Product List –
<input type="checkbox"/>	<input checked="" type="checkbox"/>	Construction –
<input type="checkbox"/>	<input checked="" type="checkbox"/>	Maintenance –

Origination Package Includes: (Email or hand deliver package to Derwood Sheppard)

Yes	N/A	
<input checked="" type="checkbox"/>	<input type="checkbox"/>	Redline Mark-ups
<input type="checkbox"/>	<input checked="" type="checkbox"/>	Proposed Standard Plan Instructions (SPI)
<input type="checkbox"/>	<input checked="" type="checkbox"/>	Revised SPI
<input type="checkbox"/>	<input checked="" type="checkbox"/>	Other Support Documents

Implementation:

Design Bulletin (Interim) DCE Memo Program Mgmt. Bulletin FY-Standard Plans (Next Release)

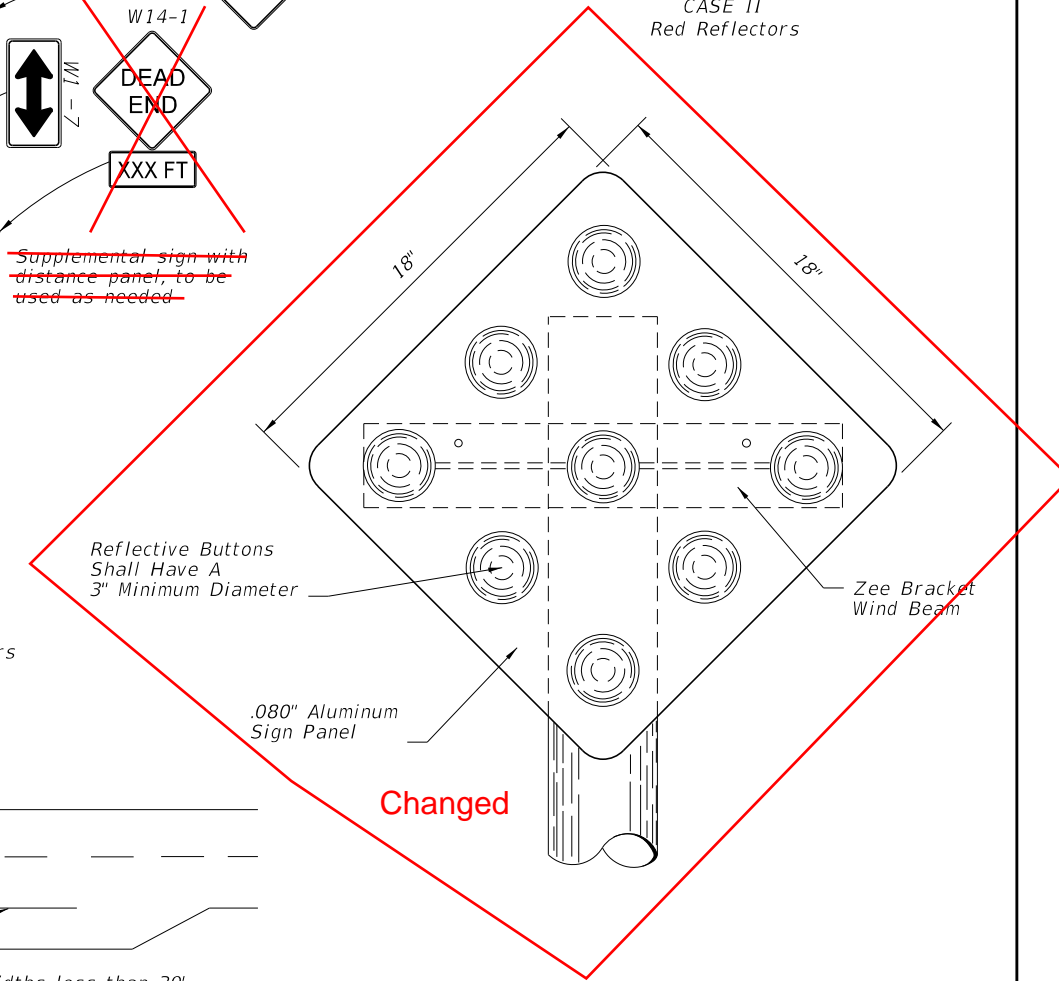
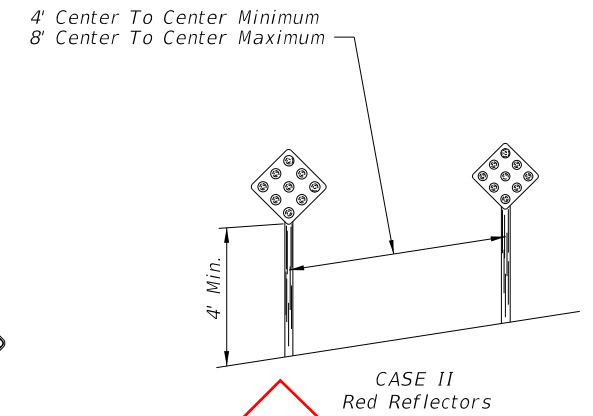
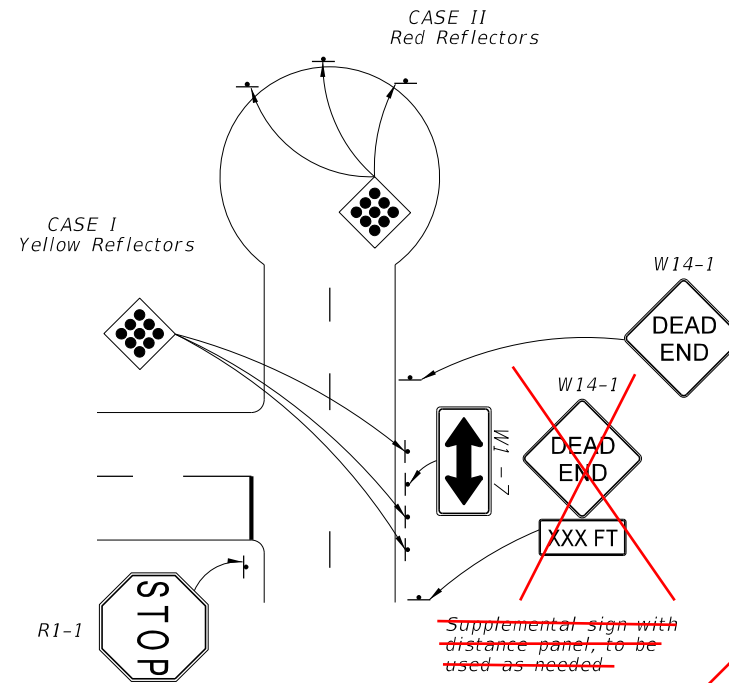
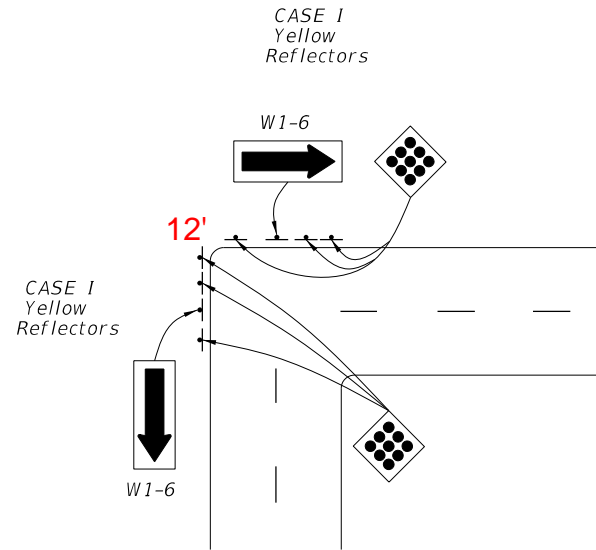
————— **Contact the Roadway Design Office for assistance in completing this form** —————

CASE I Type 1 Object Markers shall consist of nine yellow reflectors mounted on a yellow reflective background or consist of a retroreflective panel of the same size.

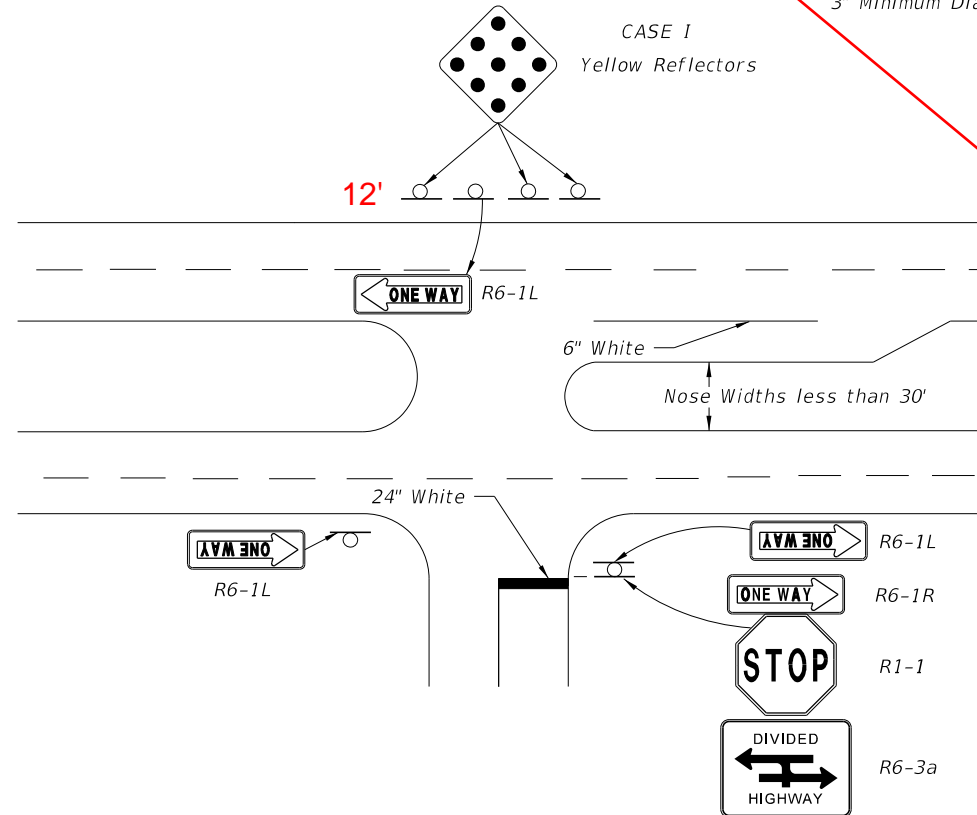
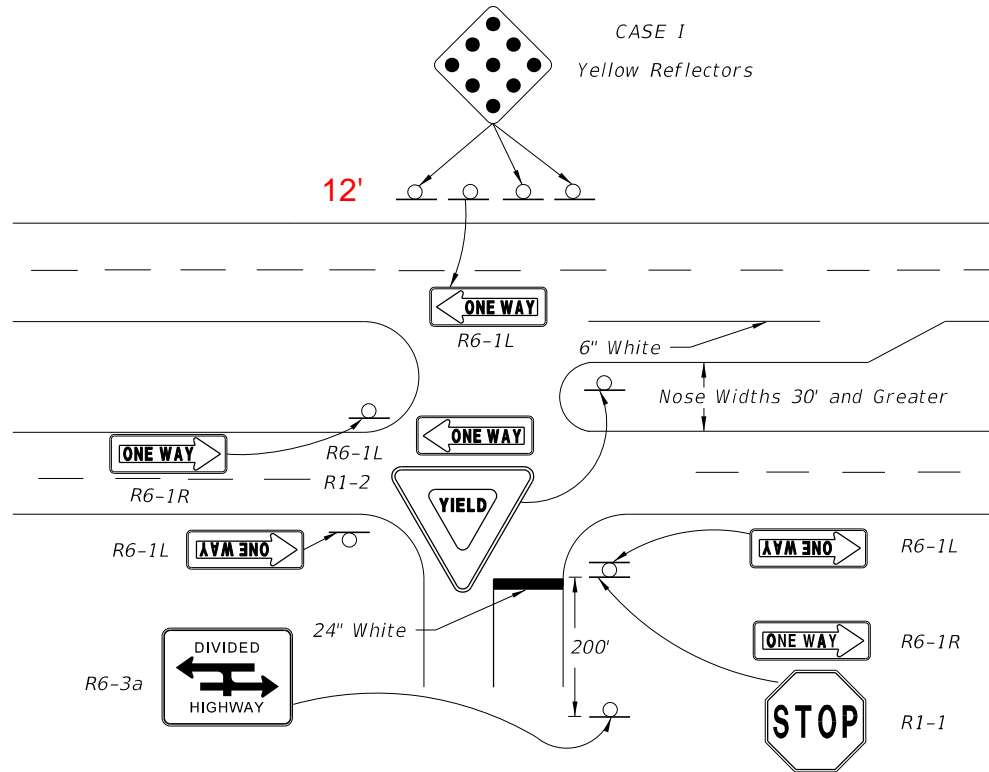
CASE II End of Road Markers shall consist of nine red reflectors mounted on a red reflective background or consist of a retroreflective panel of the same size.

NOTES:

1. This index applicable to residential and minor streets only. Major streets to be evaluated on a case by case basis.
2. ~~"T" intersection Two Way arrows and reflectors are optional. The need should be based on a review of each location.~~
3. For additional details on aluminum round post, sign panel material and bolts, nuts and washers see Index 700-010. **Changed**
4. ~~Case I Installation - The arrow panels and object markers shall be located approximately 20' but not less than 12' from the edge of the travel lane.~~
5. ~~Dead end sign shall be posted a sufficient advance distance to permit the vehicle operator to avoid the dead end by turning off, if possible, at the nearest intersecting street.~~
6. For pavement marking see Index 711-001.
7. ~~No guardrail is required unless special field conditions require its use.~~

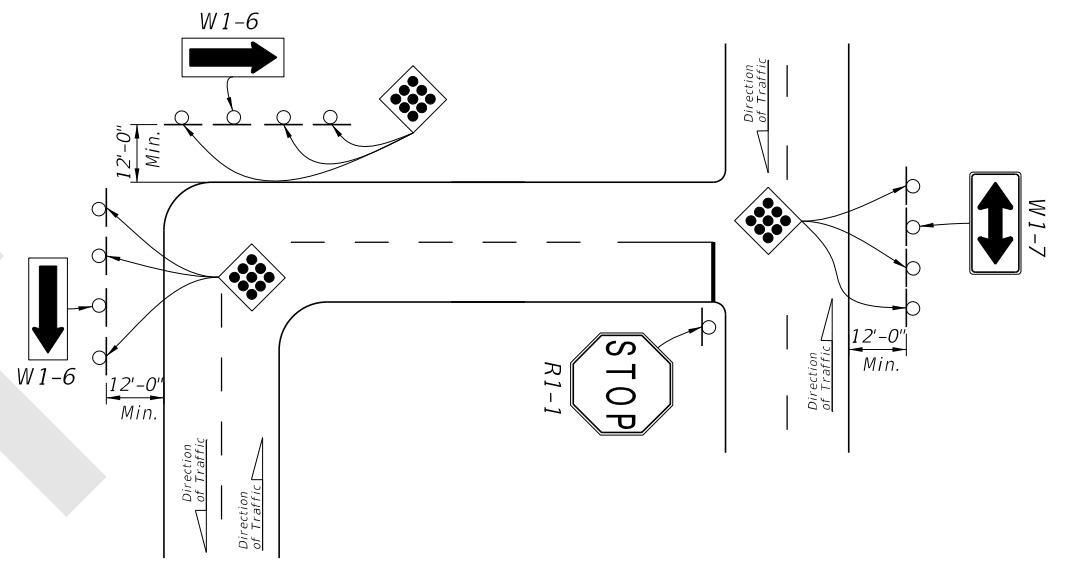
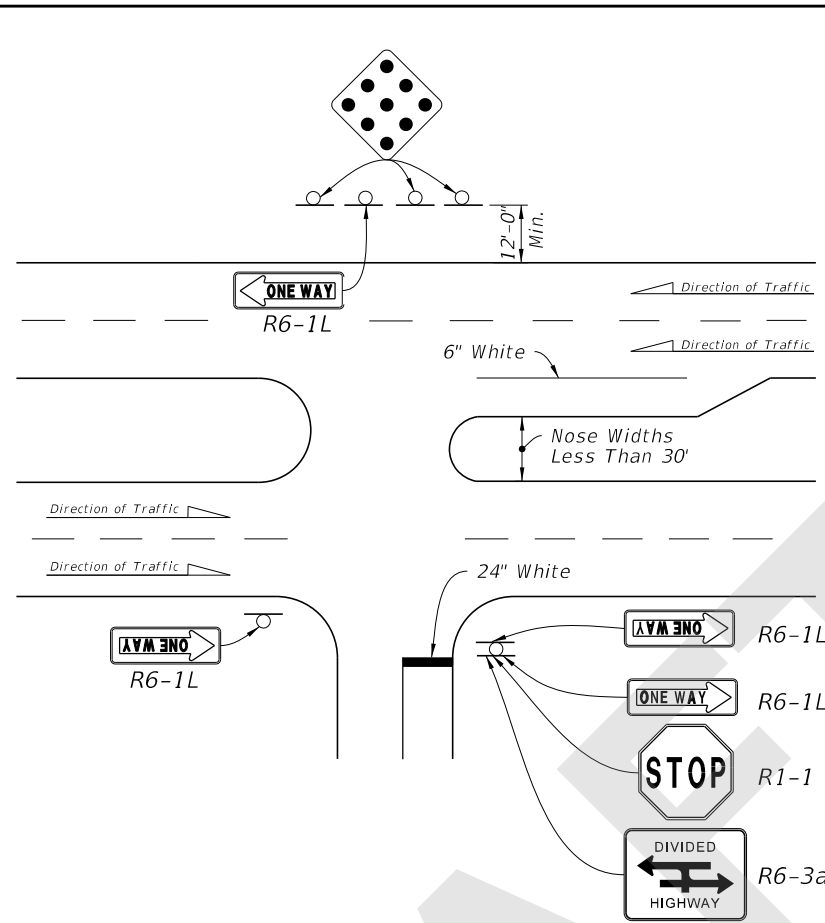
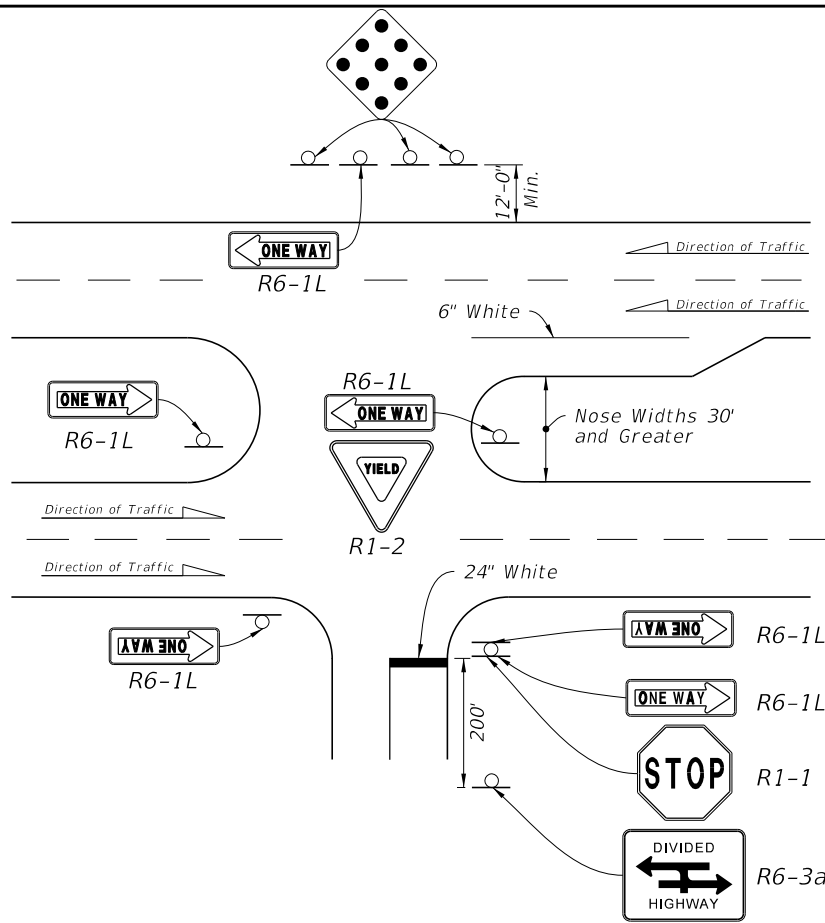


~~Object markers shall be installed on 2" Ø x 1/8" Aluminum Round Post. 3/8" Ø Aluminum Button Head Bolt with Nut and Lockwasher or 1/16" Ø Stainless Steel Hex Head Bolt with Flat Washer under Head and Lockwasher under Nut. Post foundation shall be installed in accordance with Index 700-010.~~

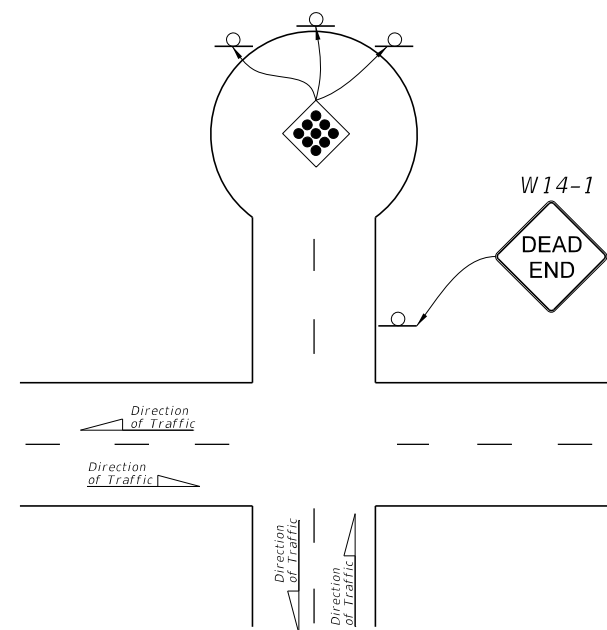


10/16/2017 2:48:22 PM

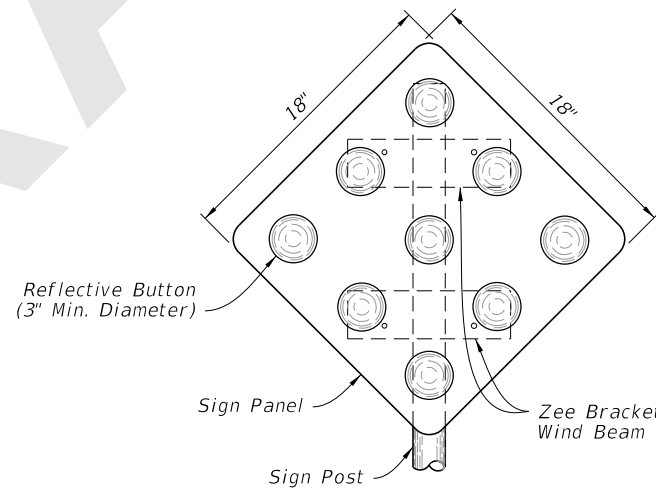
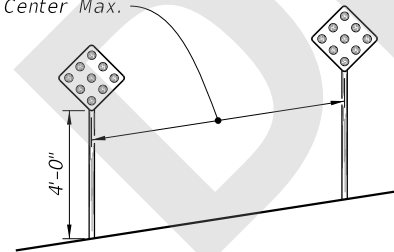
LAST REVISION	DESCRIPTION:
11/01/17	← 11/01/18



CASE I - YELLOW REFLECTORS



4'-0" Center to Center Min.
8'-0" Center to Center Max.



NOTES:

1. Index applicable to residential and minor streets only. Major streets to be evaluated on a case-by-case basis.
2. Install Object Markers in accordance with Index 700-010
3. See Index 711-001 for pavement markings.


CASE I: Type 1 Object Markers consist of nine yellow reflectors mounted on a yellow reflective background or consist of a yellow retroreflective panel of the same size.

CASE II: End of Road Markers consist of nine red reflectors mounted on a red reflective background or consist of a red retroreflective panel of the same size.

CASE II - RED REFLECTORS

OBJECT MARKER DETAIL

8/13/2018 6:55:52 AM

LAST REVISION 11/01/18	REVISION	DESCRIPTION:	 FY 2019-20 STANDARD PLANS	TRAFFIC CONTROLS FOR STREET TERMINATIONS	INDEX 700-109	SHEET 1 of 1
---------------------------	----------	--------------	---	--	------------------	-----------------