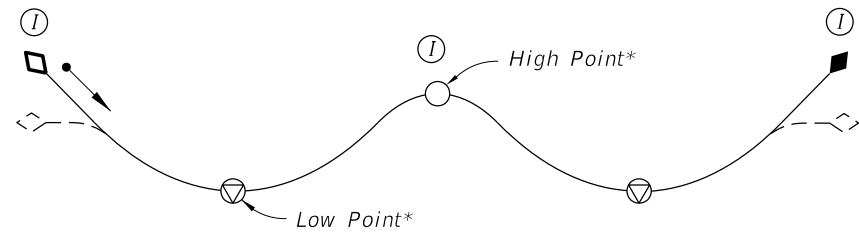
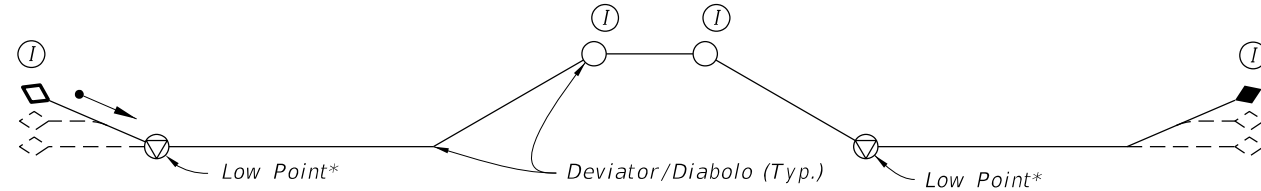


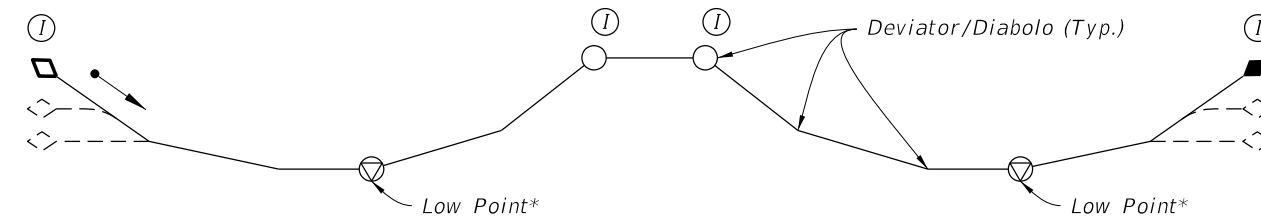
TYPICAL PROFILES FOR TENDONS WITH FLEXIBLE FILLER



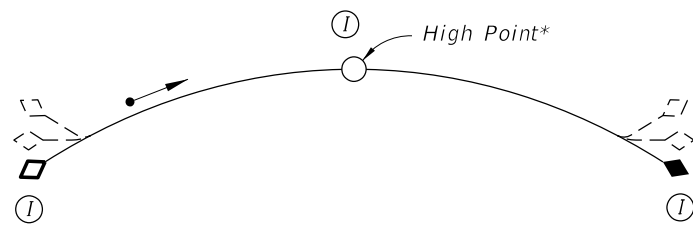
Profile F1
(2 Span Profile shown; Profiles for 3 or more Spans similar)



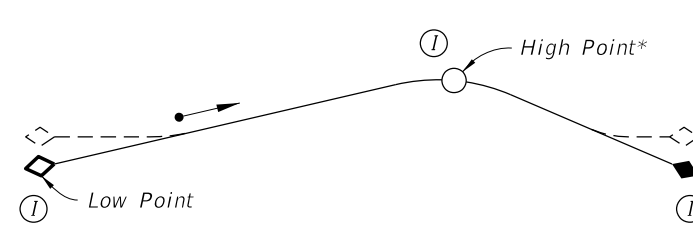
Profile F2
(2 Span Profile shown; Profiles for 3 or more Spans similar)



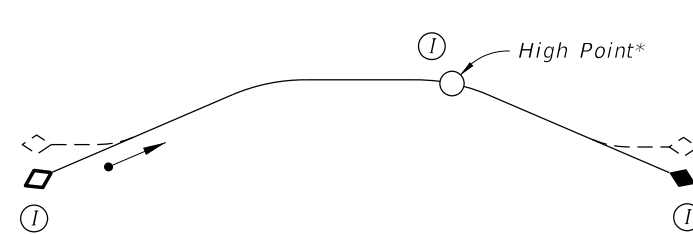
Profile F3
(2 Span Profile shown; Profiles for 3 or more Spans similar)



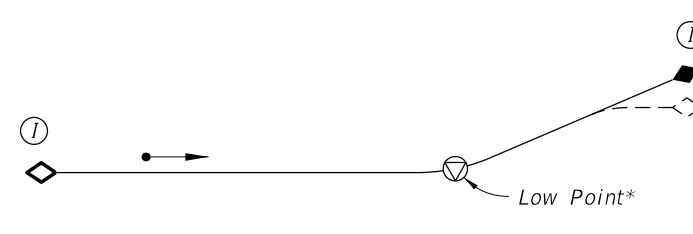
Profile F4



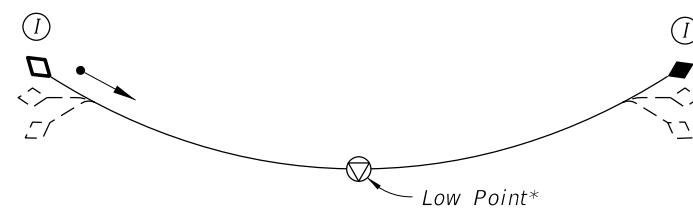
Profile F6



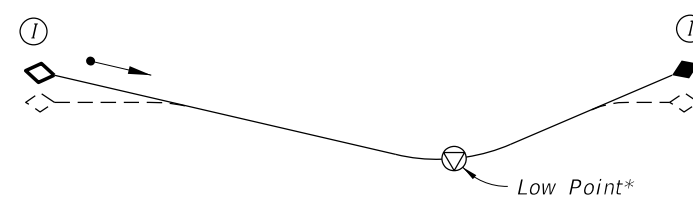
Profile F10



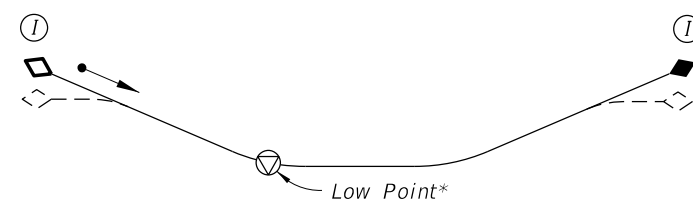
Profile F13



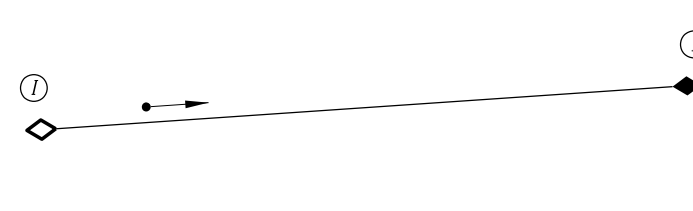
Profile F5



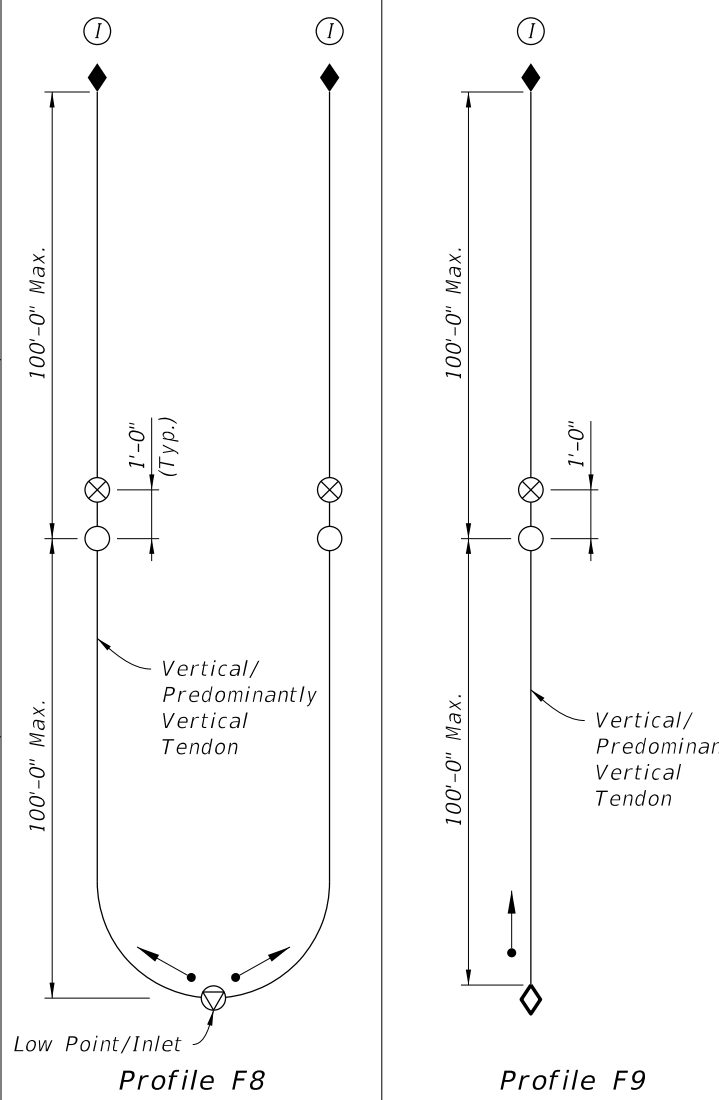
Profile F7



Profile F11



Profile F14



Profile F8

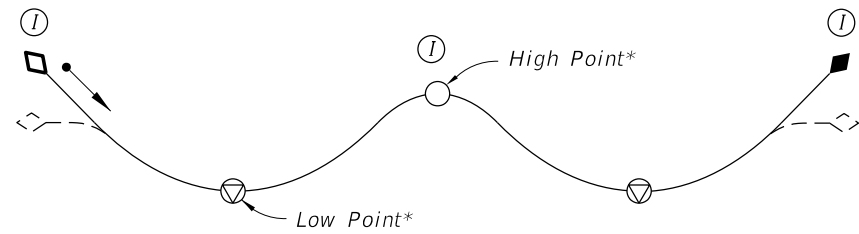
Profile F9

- LEGEND:**
- Strand, Wire or Bar Tendon
 - ◊ Anchorage with Filler Inlet at lower end of Tendon
 - ◆ Anchorage with Filler Outlet at higher end of Tendon
 - - - Alternate tendon profile immediately adjacent to Anchorage
 - ⊗ Supplementary Filler Inlet
 - Filler Port / Outlet
 - ▽ Drain (See Specifications Section 462 for additional Drain location requirements)
 - Direction of Filler Flow
 - Ⓜ Inspection Location
- * Adjust location to coincide with the true high or low point(s) of the tendon.

10/6/2025 3:04:43 PM

TYPICAL PROFILES FOR TENDONS WITH GROUT FILLER

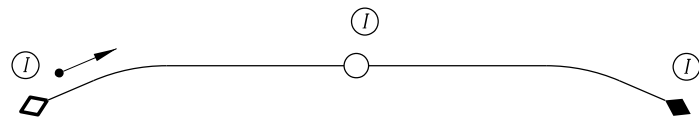
NOTE: See Sheet 1 of 2 for Typical Profiles for Tendons with Flexible Filler and for Legend of Symbols.



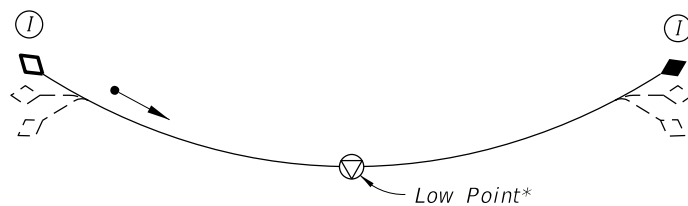
Profile G1
(2 Span Profile shown; Profiles for 3 or more Spans similar)



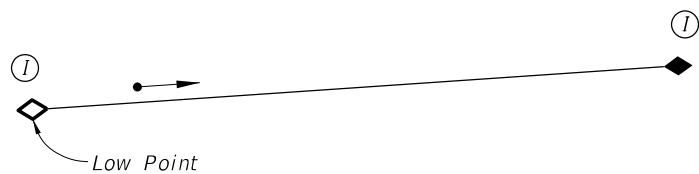
Profile G2
(Profile for Single Cell Box shown; Profiles for Multiple Cell Boxes similar)



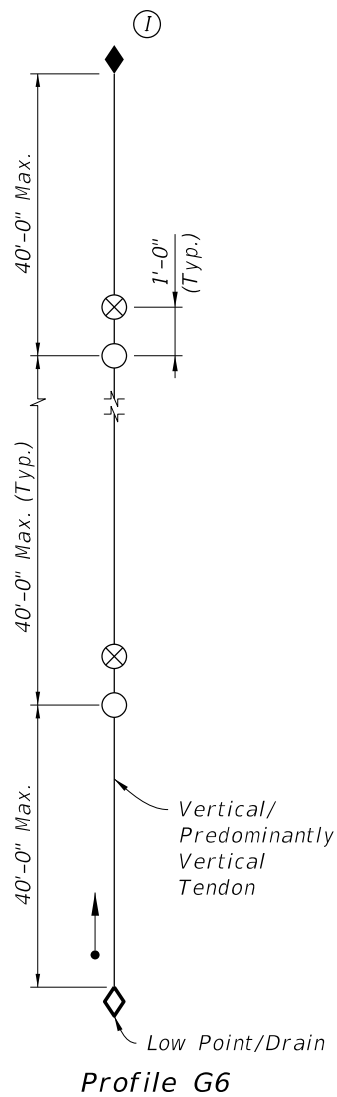
Profile G3



Profile G4



Profile G5



Profile G6

10/6/2025 3:04:48 PM

LAST REVISION 7/22/16	REVISION	DESCRIPTION:
--------------------------	----------	--------------



FY 2026-27
STANDARD PLANS

POST-TENSIONING TENDON PROFILES

INDEX
462-001

SHEET
2 of 2