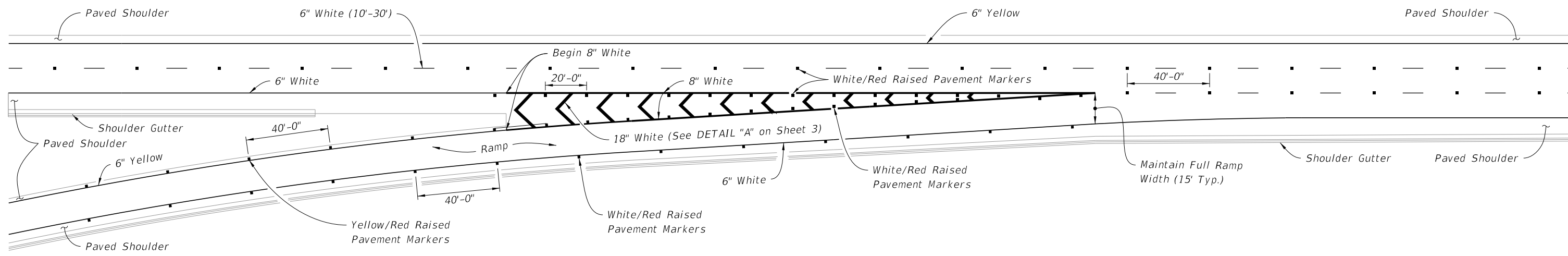


TAPER - TYPE ENTRANCE




PARALLEL - TYPE ENTRANCE

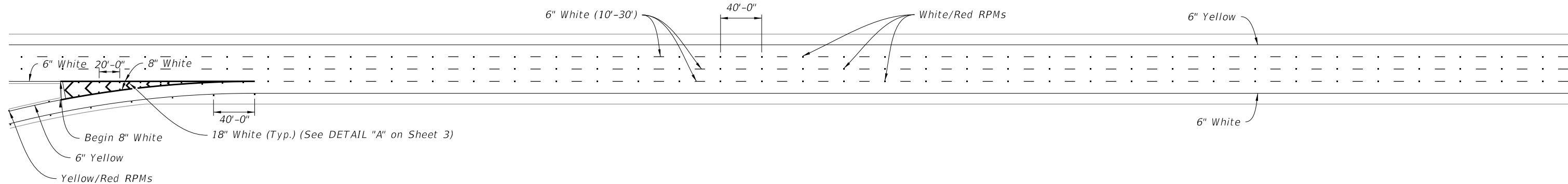
GENERAL NOTES:

1. Make the traffic face of the raised pavement marker (RPM) the same color as the pavement marking that it is supplementing.
2. See Index 706-001 for additional Raised Pavement Markers (RPM) requirements.

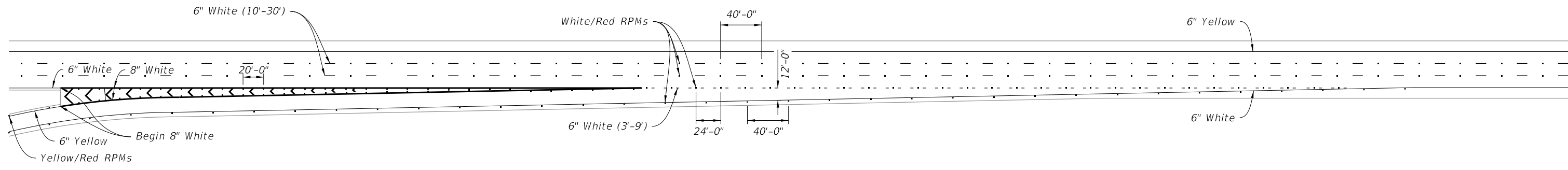
SINGLE LANE RAMPS - ENTRANCE TERMINALS

9/10/2024 3:00:55 PM

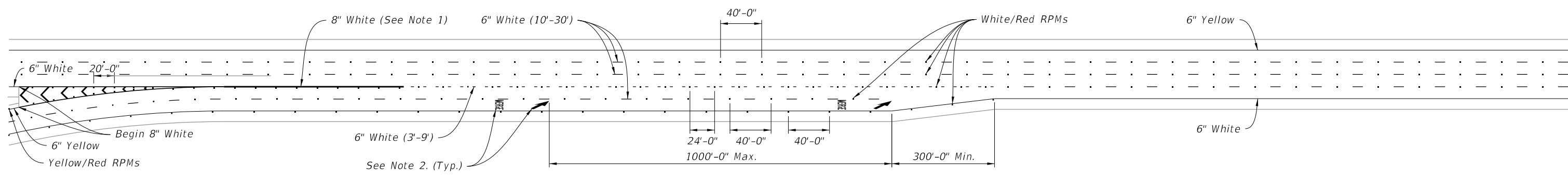
LAST REVISION 11/01/23	REVISION	DESCRIPTION:		FY 2025-26 STANDARD PLANS	INTERCHANGE MARKINGS	INDEX 711-003	SHEET 1 of 8
---------------------------	----------	--------------	--	------------------------------	----------------------	------------------	-----------------



PARALLEL-TYPE ENTRANCE WITH ADDED LANE



TAPER-TYPE ENTRANCE




TWO-LANE PARALLEL-TYPE ENTRANCE WITH ADDED LANE
(Single-Lane Parallel-Type Entrance Without Added Lane Similar, See Note 3)

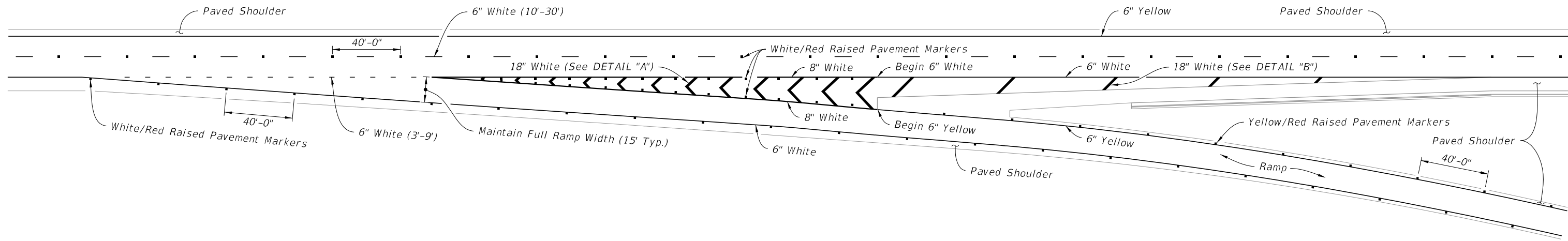
NOTES:

1. Extend this 8" white Pavement Marker one-fourth the length of the acceleration lane from the gore markings.
2. See Index 711-001 for pavement message dimensions and details.
3. Merge Pavement Message and Arrow only used for Two-Lane Entrances.

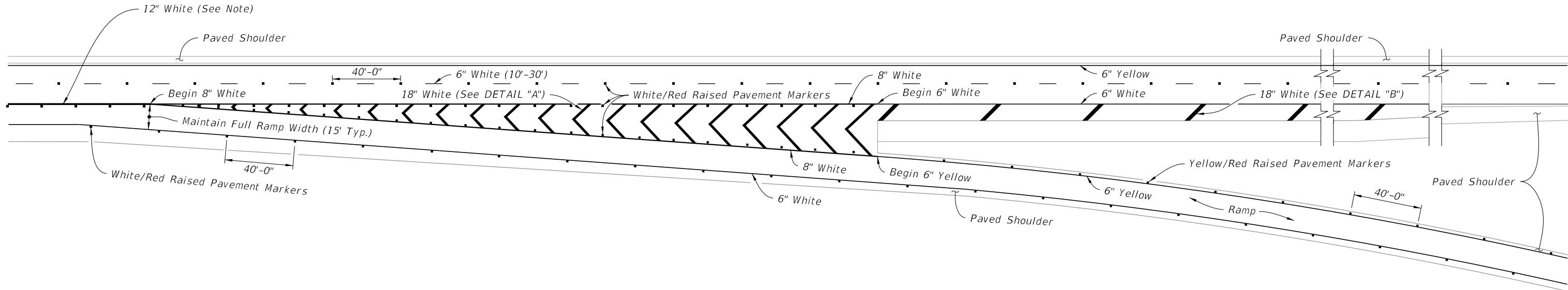
TYPICAL PAVEMENT MARKINGS AT ENTRANCE RAMPS

12/20/2024 2:22:44 PM

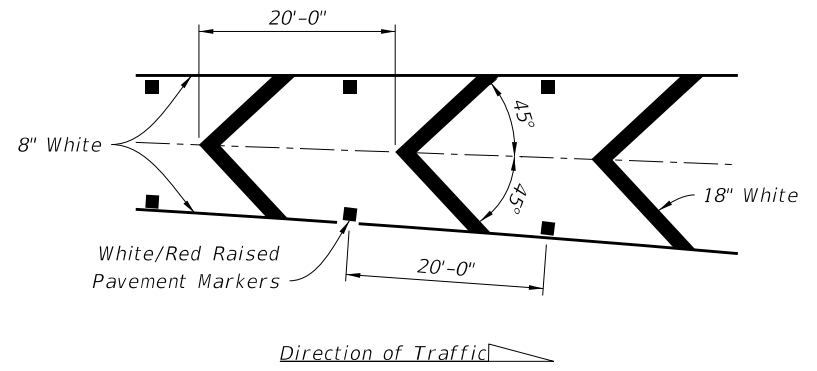
LAST REVISION 11/01/23	REVISION	DESCRIPTION:		FY 2025-26 STANDARD PLANS	INTERCHANGE MARKINGS	INDEX 711-003	SHEET 2 of 8
---------------------------	----------	--------------	--	------------------------------	----------------------	------------------	-----------------



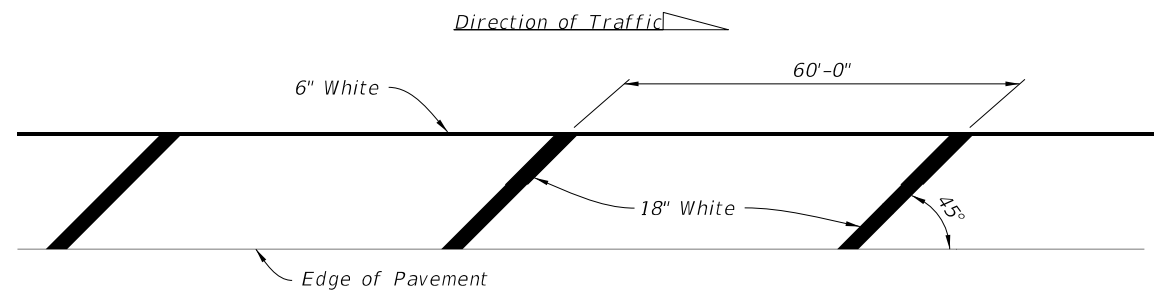
TWO THRU LANES



THREE APPROACH LANES - TWO THRU LANES



DETAIL "A"



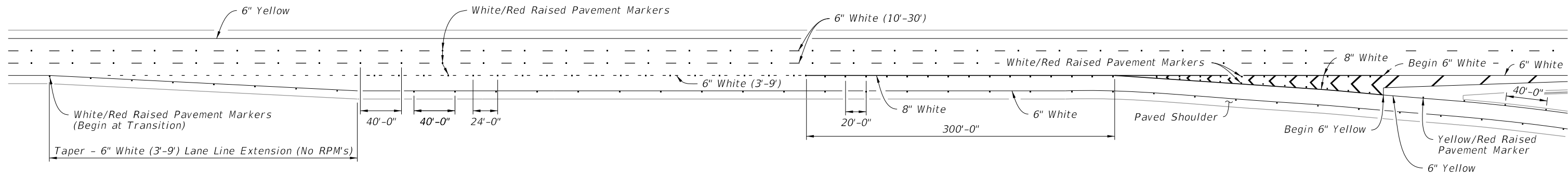
DETAIL "B"

NOTE:
Extend 12" White 300' from the gore markings.

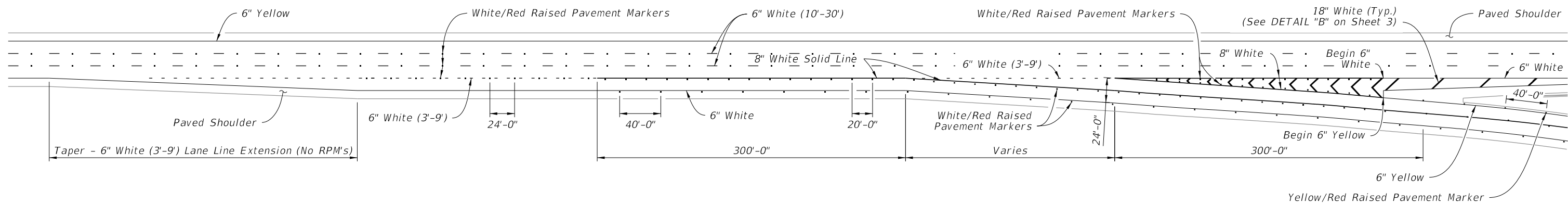
SINGLE LANE RAMPS - EXIT TERMINALS

9/10/2024 3:01:08 PM

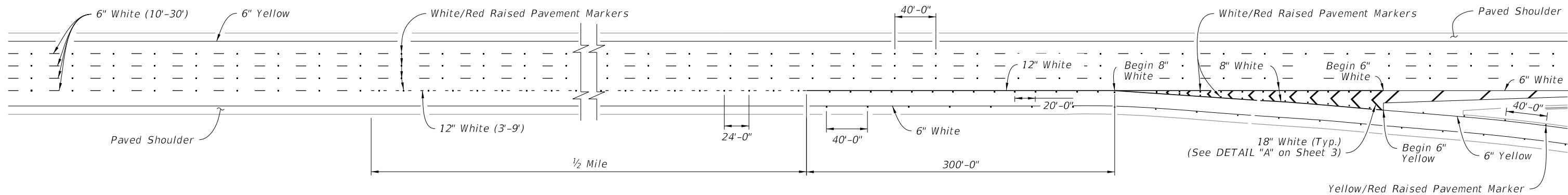
LAST REVISION 11/01/21	REVISION	DESCRIPTION:		FY 2025-26 STANDARD PLANS	INTERCHANGE MARKINGS	INDEX 711-003	SHEET 3 of 8
---------------------------	----------	--------------	--	------------------------------	----------------------	------------------	-----------------



PARALLEL DECELERATION LANE



MARKINGS AT DUAL LANE EXITS



LANE DROP MARKINGS AT EXIT RAMPS

TYPICAL PAVEMENT MARKINGS AT EXIT RAMPS

9/10/2024 3:01:15 PM

LAST REVISION 11/01/21	DESCRIPTION:
---------------------------	--------------



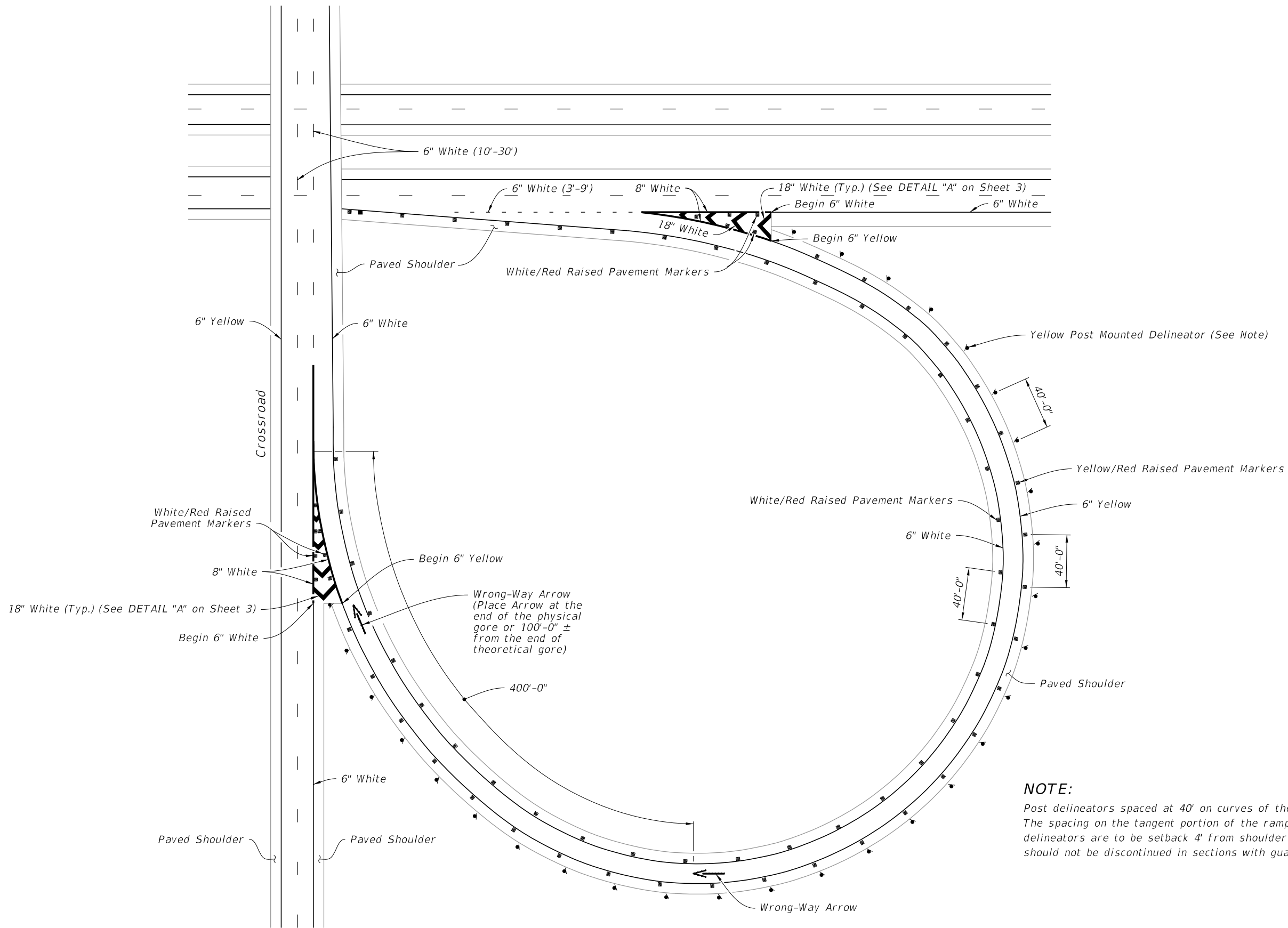
FY 2025-26
STANDARD PLANS

INTERCHANGE MARKINGS

INDEX
711-003

SHEET
4 of 8


9/10/2024 3:01:22 PM

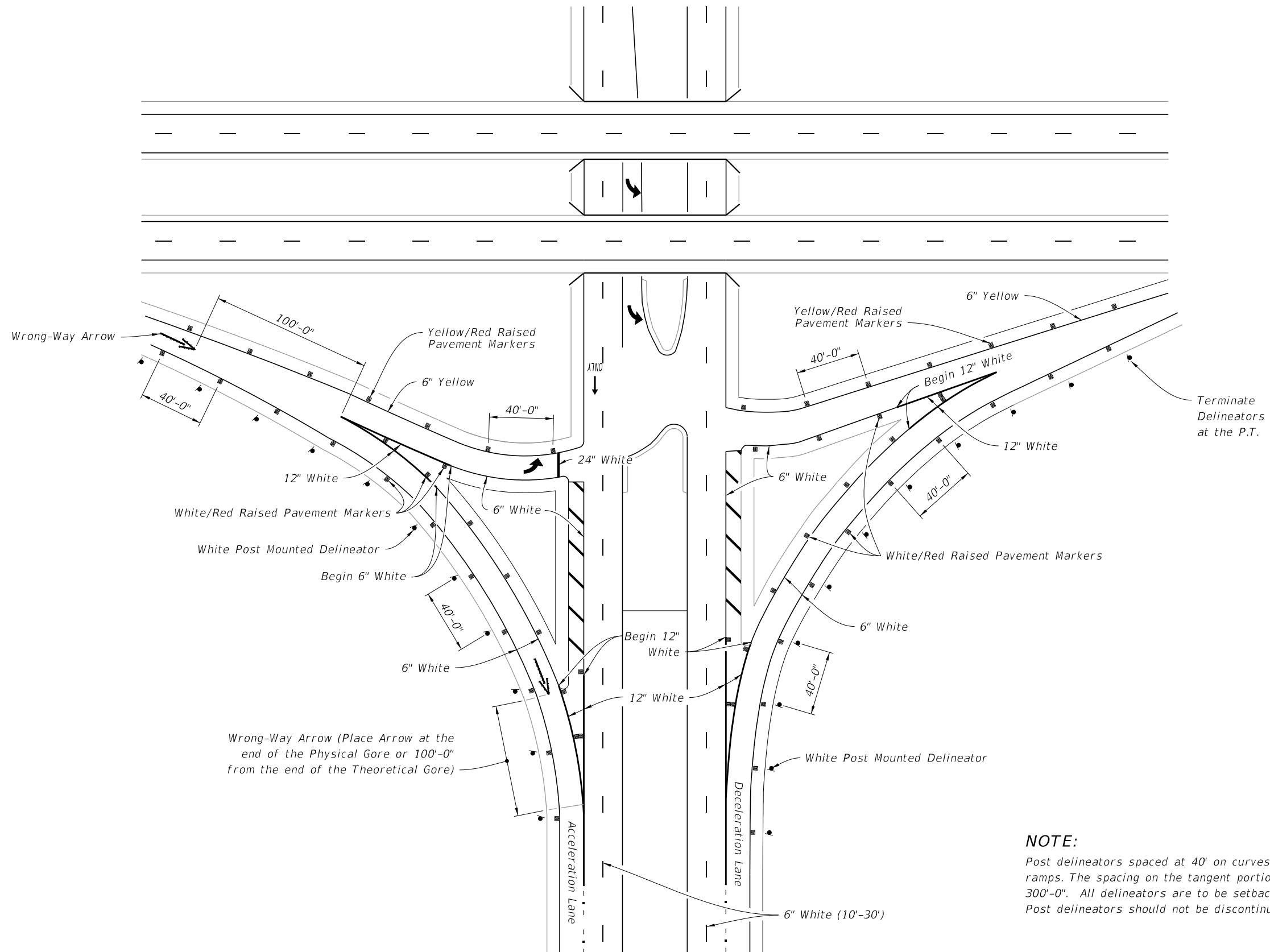


NOTE:
 Post delineators spaced at 40' on curves of the entrance and exit of ramps.
 The spacing on the tangent portion of the ramp section is 300'-0". All delineators are to be setback 4' from shoulder break. Post delineators should not be discontinued in sections with guardrail.

TYPICAL CURVED EXIT RAMP

TYPICAL CURVED EXIT RAMP

LAST REVISION 11/01/21	REVISION DESCRIPTION:	 FY 2025-26 STANDARD PLANS	INTERCHANGE MARKINGS	INDEX 711-003	SHEET 5 of 8
---------------------------	--------------------------	---	----------------------	------------------	-----------------



NOTE:
 Post delineators spaced at 40' on curves of the entrance and exit of ramps. The spacing on the tangent portion of the ramp section is 30'-0". All delineators are to be setback 4' from shoulder break. Post delineators should not be discontinued in sections with guardrail.

TYPICAL INTERSECTION

9/10/2024 3:01:28 PM

LAST REVISION 11/01/21	DESCRIPTION:
---------------------------	--------------



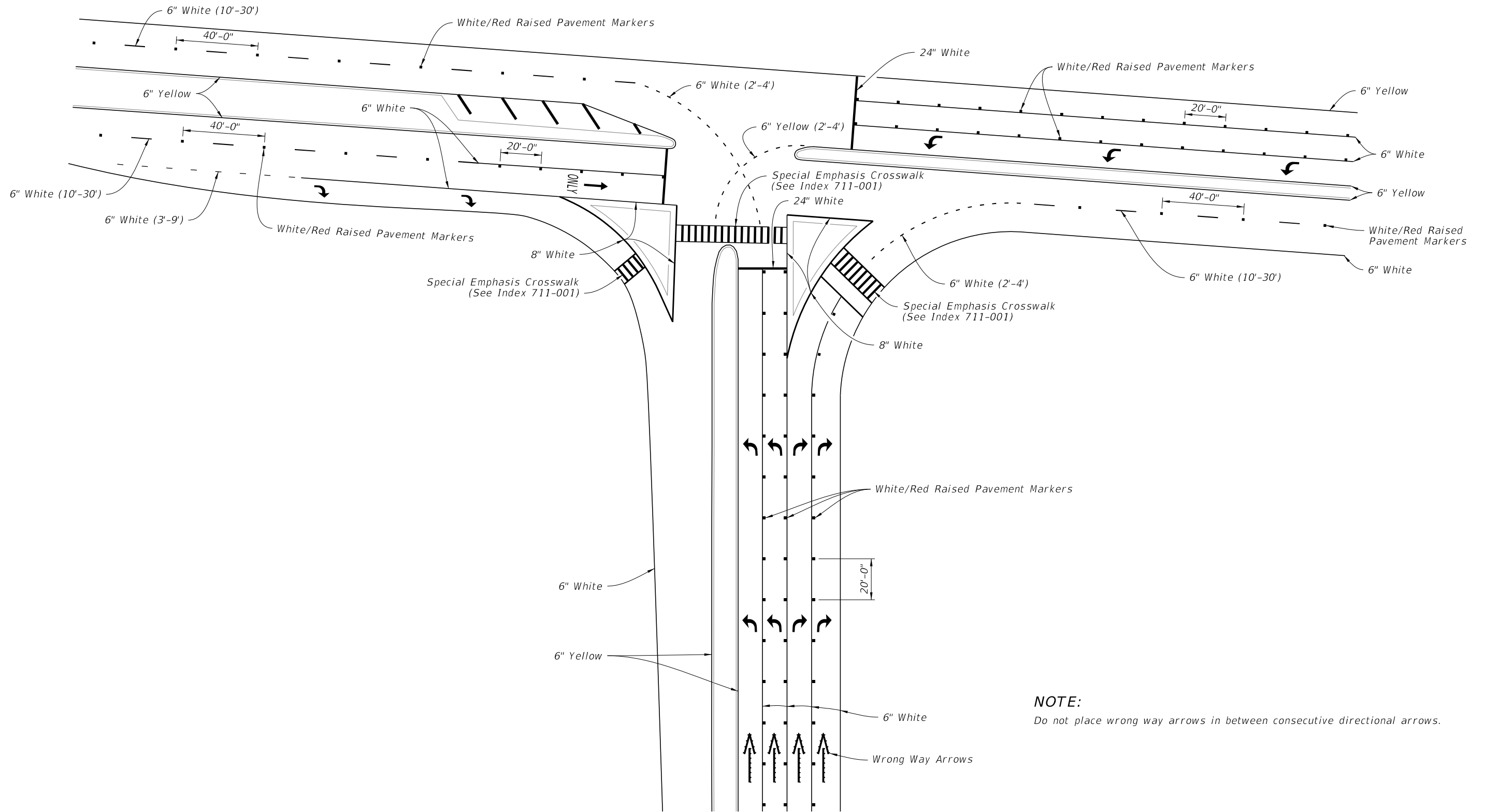
FY 2025-26
 STANDARD PLANS

INTERCHANGE MARKINGS

INDEX
 711-003


SHEET
 6 of 8

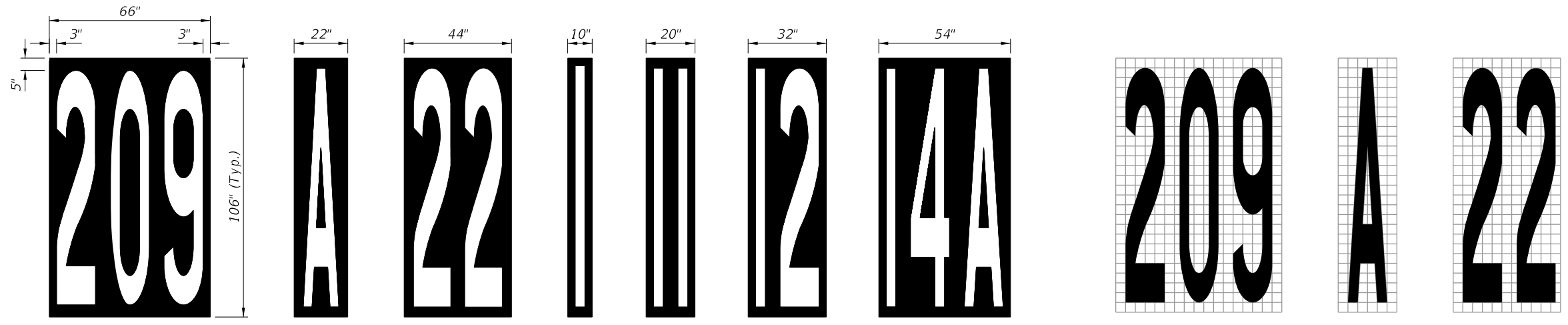
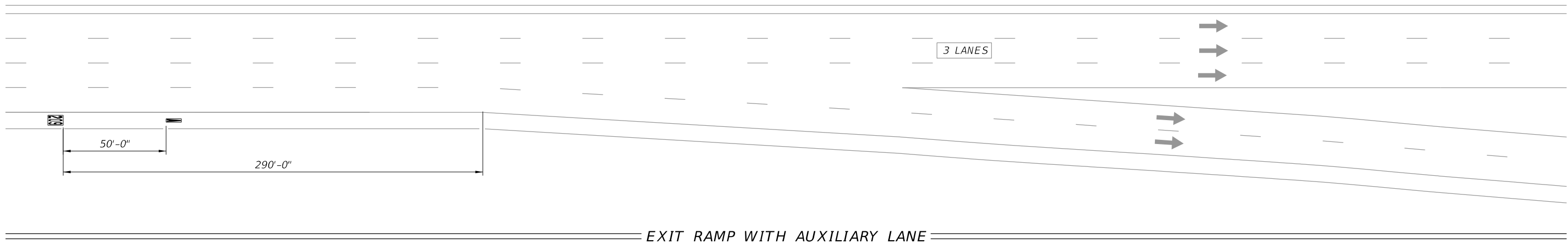
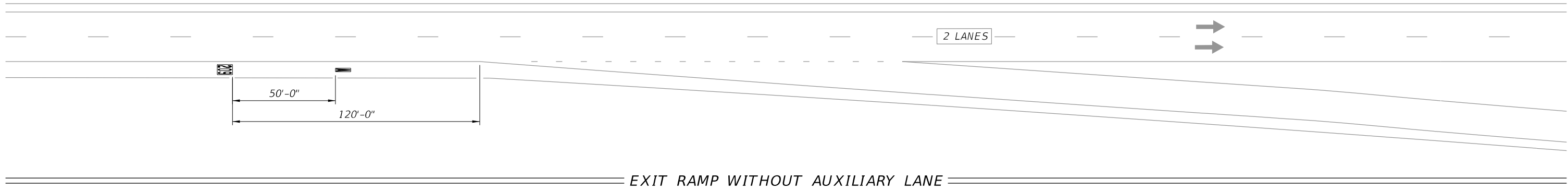
9/10/2024 3:01:35 PM



NOTE:
Do not place wrong way arrows in between consecutive directional arrows.


TYPICAL PARTIAL CLOVERLEAF/TRUMPET EXIT RAMP

LAST REVISION 11/01/21	REVISION DESCRIPTION:	 FY 2025-26 STANDARD PLANS	INTERCHANGE MARKINGS	INDEX 711-003	SHEET 7 of 8
---------------------------	-----------------------	--	----------------------	------------------	-----------------



- NOTES:**
1. This Index shows layouts for 1, 2, and 3 digit numbers and letters.
 2. The message consist of white letters and numbers with black contrasting material.
 3. The "EXIT NUMBER" position remains the same distance from the beginning of taper regardless of the number of lines of information.
 4. All Grids are 4" x4".

9/10/2024 3:01:41 PM

LAST REVISION 11/01/21	REVISION	DESCRIPTION:		FY 2025-26 STANDARD PLANS	INTERCHANGE MARKINGS	INDEX 711-003	SHEET 8 of 8
---------------------------	----------	--------------	--	------------------------------	----------------------	------------------	-----------------

EXIT RAMP MESSAGING