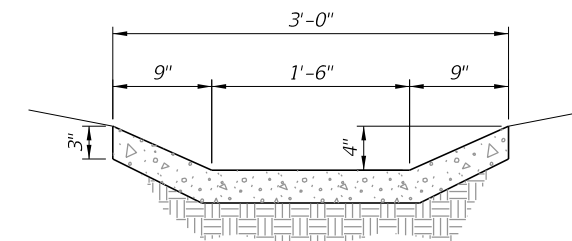
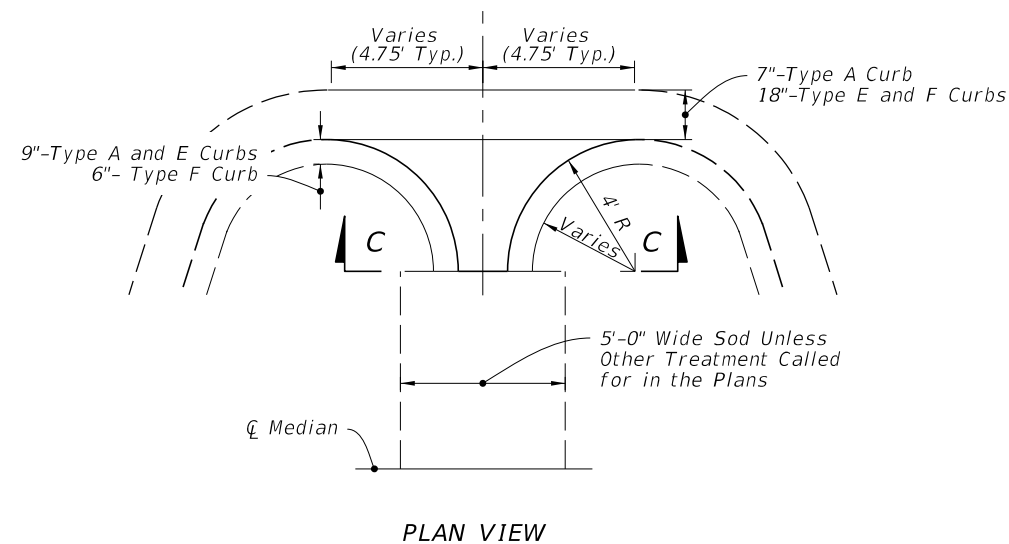


MEDIAN OPENING DETAIL


NOTES:

1. These details are to apply to projects which provide for the conversion of 2-lane sections to 4-lane divided highway sections and for superelevated sections of new 4-lane divided highways. Layout above is illustration only.
2. See Plans for flume length and location and grade of gutter. Flume locations may be adjusted by the Engineer during construction. If necessary to provide minimum gutter grade, warp surface of the median pavement within limits of the median curb or curb and gutter.



FLUME DETAIL

9/10/2024 1:19:01 PM

LAST REVISION 11/01/21	REVISION	DESCRIPTION:		FY 2025-26 STANDARD PLANS	MEDIAN OPENING FLUME	INDEX 520-010	SHEET 1 of 1
---------------------------	----------	--------------	---	------------------------------	----------------------	------------------	-----------------