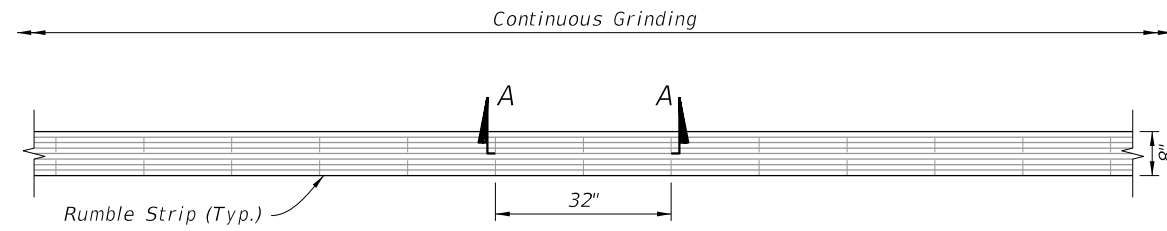
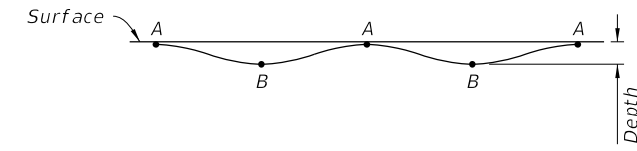


SKIP ARRAY
(Plan View)



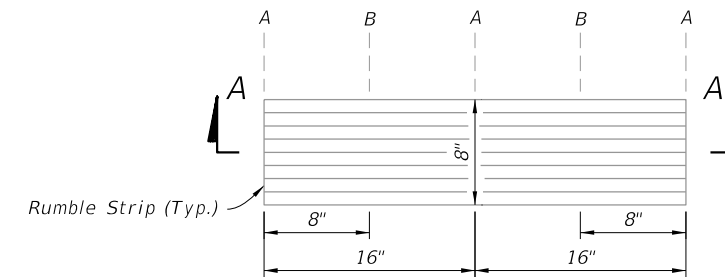
CONTINUOUS ARRAY
(Plan View)

LOCATION	DEPTH FROM SURFACE (IN.)
A	$\frac{1}{16}$
B	$\frac{9}{16}$



SECTION A-A
(Sinusoidal Pattern)

Rumble Strip Placement	Array
Outside Shoulder with Buffered Bike Lane	Skip
Outside Paved Shoulder Width Greater than or Equal to 5'-0"	Skip
Outside Paved Shoulder Width Greater than 0'-0" and Less Than 5'-0"	Skip
Outside Paved Shoulder Equal to 0'-0"	Skip
Inside Paved Shoulder Width Greater Than or Equal to 1'-0"	Continuous
Inside Paved Shoulder Width Greater Than 0'-0" and Less Than 1'-0"	Skip
Inside Paved Shoulder Width Equal to 0'-0"	Skip
One - Direction Passing Centerline	Continuous (See Note 3)
Two - Direction Passing Centerline	Continuous (See Note 3)
Two - Direction No-Passing Centerline	Continuous



PLAN VIEW

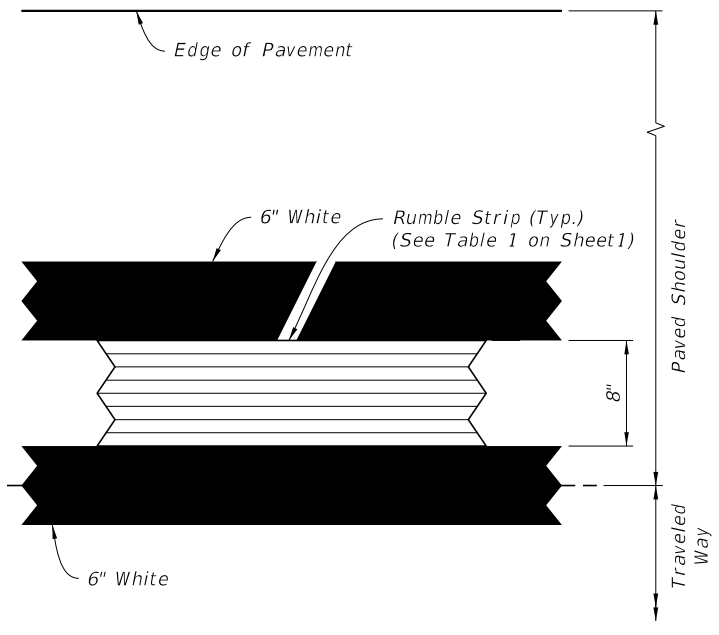
RUMBLE STRIP ARRAY DETAILS

RUMBLE STRIP DETAILS

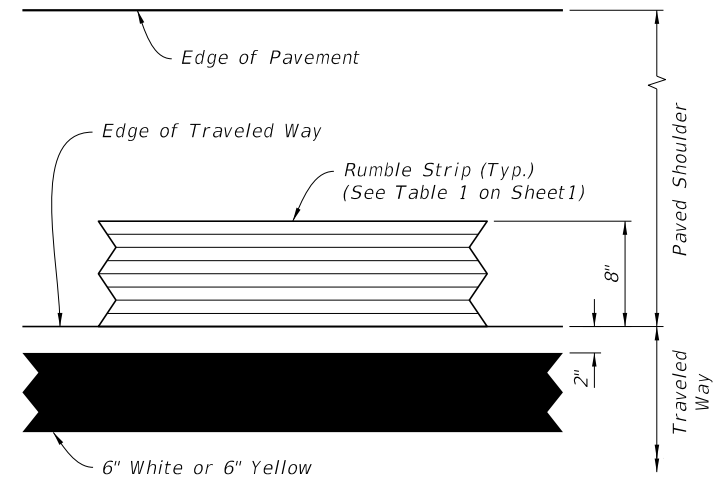
GENERAL NOTES:

- Straightness tolerance of ground-in rumble strips in the roadway longitudinal direction is plus or minus 1/2".
- At intersections and major driveways:
 - Terminate outside shoulder rumble strips at the radius return.
 - Terminate median shoulder rumble strips at the radial return of median nose.
 - Terminate centerline rumble strips on undivided highways at the termination of centerline striping.
 - Terminate rumble strips at auxiliary lane tapers.
- For Centerlines in passing zones, provide 2 foot gaps in the continuous array spaced at 40 feet and centered on RPM locations.

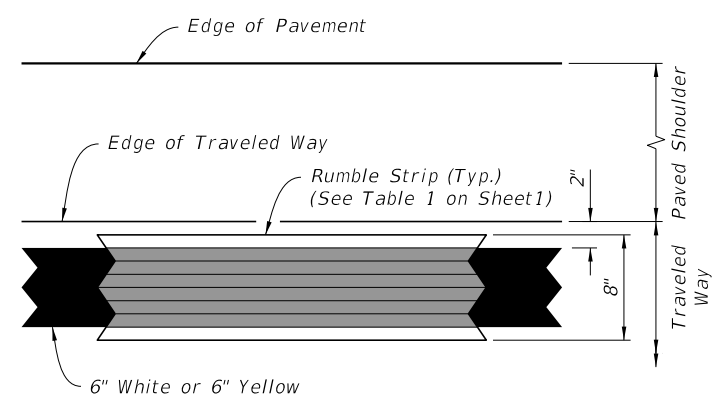
10/3/2023 1:50:26 PM



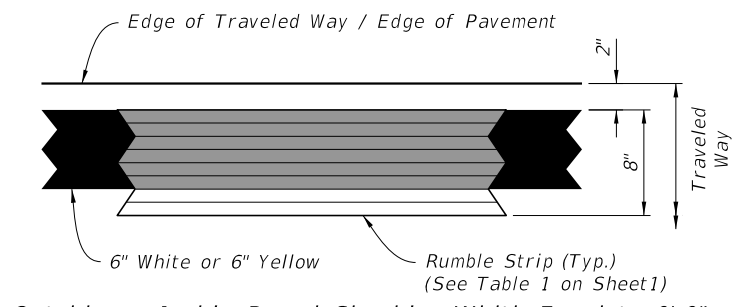
Outside Shoulder with Buffered Bike Lane



Outside Paved Shoulder Width Greater Than or Equal to 5'-0" or Inside Paved Shoulder Width Greater Than or Equal to 1'-0"

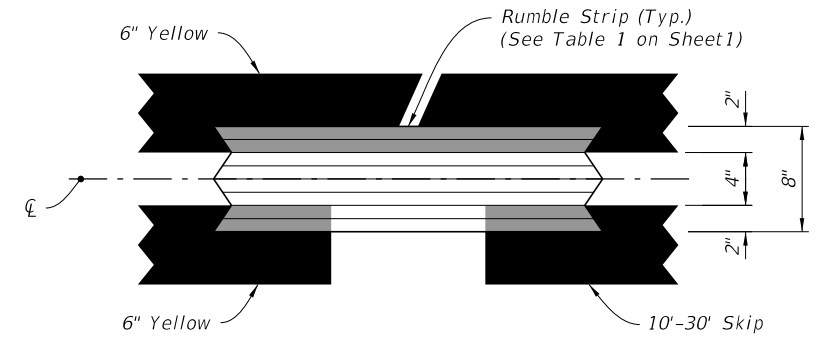


Outside Paved Shoulder Width Greater Than 0'-0" and Less Than 5'-0" or Inside Paved Shoulder Width Greater Than 0'-0" and Less Than 1'-0"

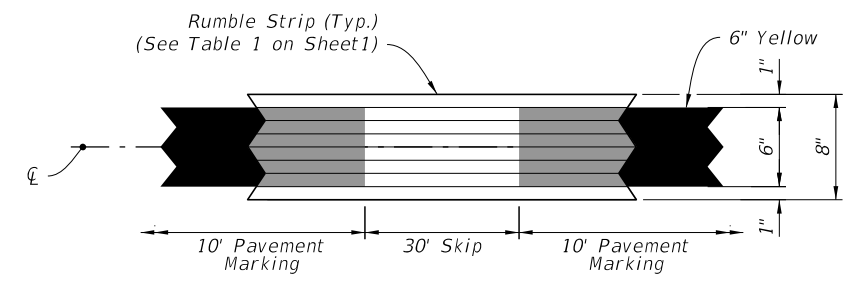


Outside or Inside Paved Shoulder Width Equal to 0'-0"

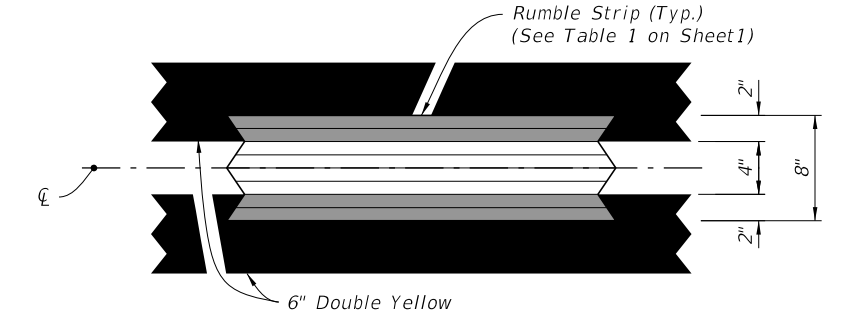
EDGE LINE AND SHOULDER RUMBLE STRIP PLACEMENT (Plan View)



ONE-DIRECTION PASSING CENTERLINE



TWO-DIRECTION PASSING CENTERLINE



TWO-DIRECTION NO-PASSING CENTERLINE

CENTERLINE RUMBLE STRIP PLACEMENT (Plan View)

10/3/2023 1:50:32 PM

LAST REVISION 11/01/22	REVISION	DESCRIPTION:		FY 2024-25 STANDARD PLANS	GROUND-IN RUMBLE STRIPS - ARTERIALS AND COLLECTORS	INDEX 546-020	SHEET 2 of 2
---------------------------	----------	--------------	--	------------------------------	---	------------------	-----------------