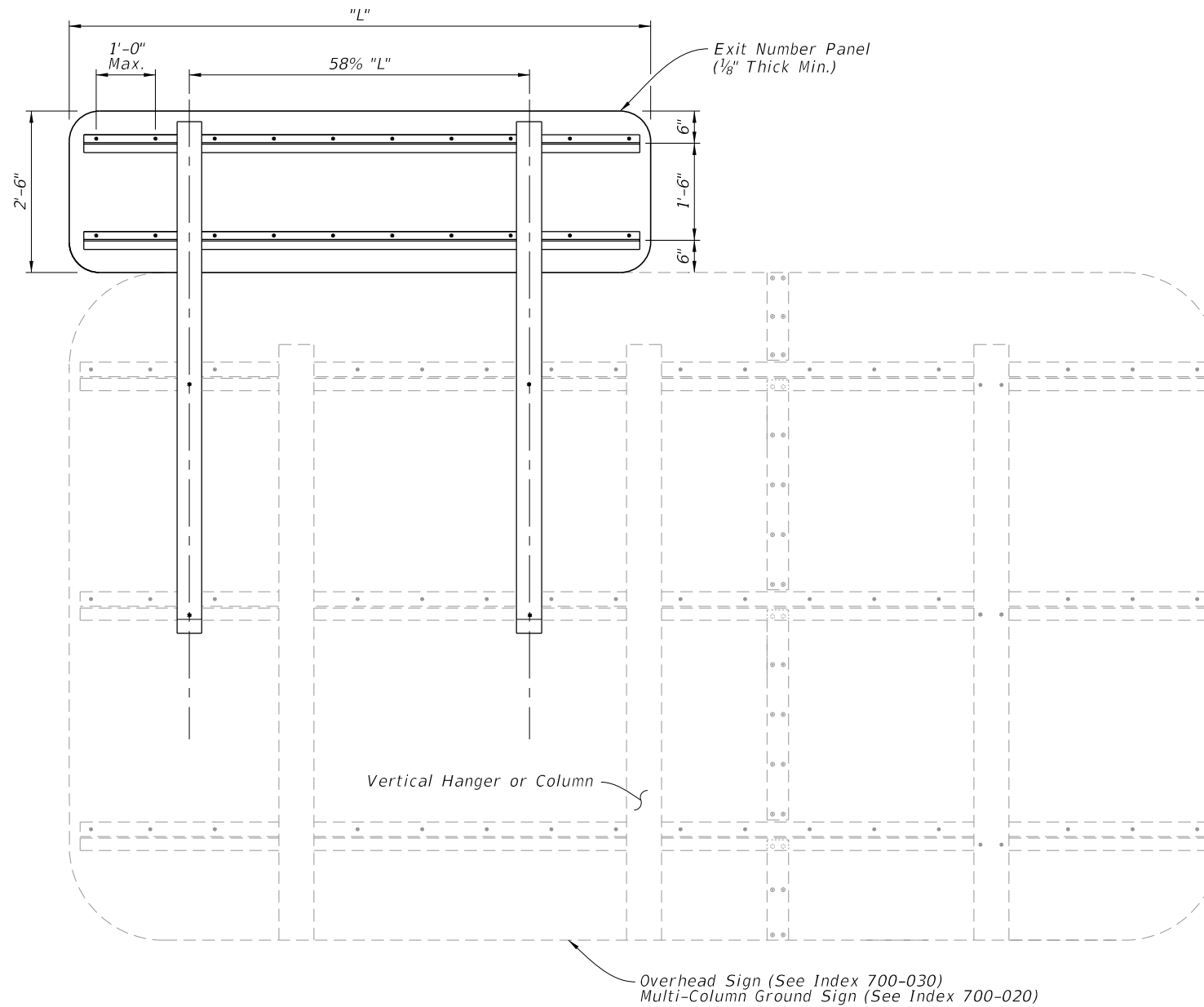


GENERAL NOTES:

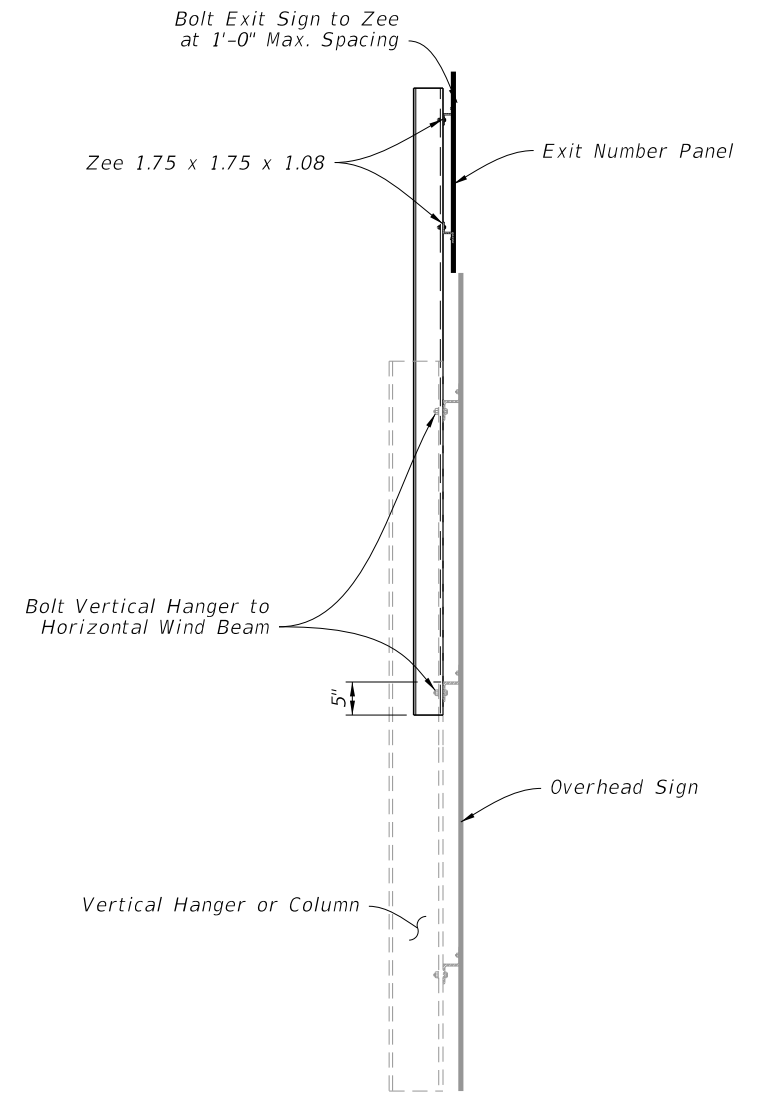
1. Meet the requirements of Specification 700.
2. Work with Indexes 700-020 and 700-030.
3. Fabrication:
See sign layout sheet for dimension "L" and sign face details in the Plans.
4. For right exits, install the Exit Numbering Panel to the top right side of the Highway Sign.
5. For left exits, install the Exit Numbering Panel to the top left side of the Highway Sign.

6. Materials (Aluminum):

- A. Sheets and Plates: ASTM B209 Alloy 6061-T6
- B. Extruded and Standard Structural Shapes: ASTM B221 Alloy 6061-T6
- C. For Bolts, Nuts, and Washers requirements see Index 700-020 or 700-030.




BACK ELEVATION



SIDE ELEVATION

5/13/2024 1:46:13 PM

LAST REVISION 11/01/22	REVISION	DESCRIPTION:		FY 2023-24 STANDARD PLANS	MOUNTING EXIT NUMBER PANELS TO SIGNS	INDEX 700-110	SHEET 1 of 1
---------------------------	----------	--------------	---	------------------------------	--------------------------------------	------------------	-----------------