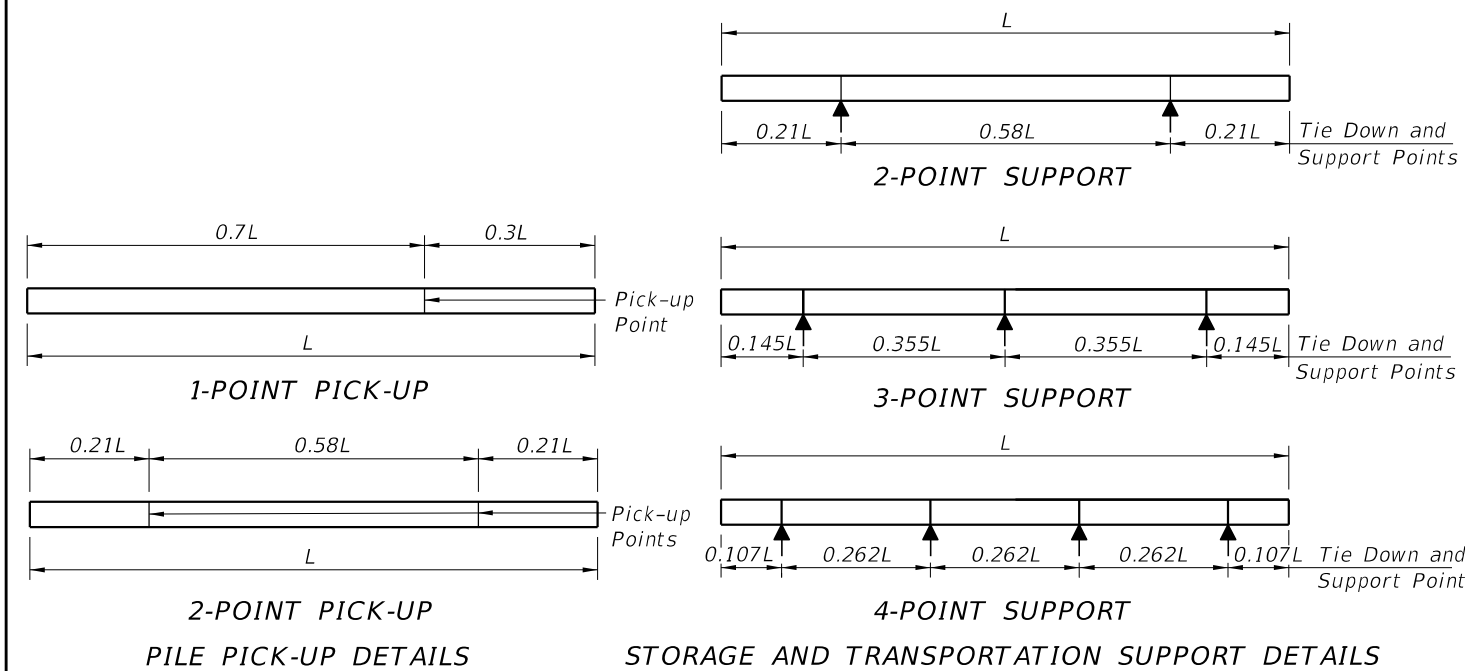


ELEVATION



NOTES

1. Work this Index with the Pile Data Table in the Structures Plans.
2. Concrete:
 - A. Piles: Class V (Special)
 - B. Splice: Class IV
 - C. See "GENERAL NOTES" in Structures Plans for locations where the use of Highly Reactive Pozzolans is required for options using stainless steel strand and reinforcing.
3. Concrete Strength at time of prestress transfer:
 - A. Piles: 6,000 psi minimum.
4. Reinforcing:
 - A. Bars:
 - a. Stainless Steel: Meet the requirements of Specification Section 931 for Type 304, Grade 75.
 - b. Carbon FRP: Meet the requirements of Specification Section 932.
 - B. Prestressing Strands:
 - a. Stainless Steel: Seven-wire HSSS, UNS S32205 (Type 2205) or UNS S31803 strand, meeting the requirements of Specification Section 933.
 - b. Carbon FRP: Meet the requirements of Specification Section 933.
 - C. Spiral Ties:
 - a. One half turn is required for carbon steel spiral splice.
 - b. One full turn is required at the pile head and tip.
5. Pile Splices:
 - A. Epoxy: Type AB Epoxy Compound or Mortar must meet the requirements of Specification Section 926.
 - a. Use a Type AB Epoxy Bonding Compound or Epoxy Mortar, as recommended by the Manufacturer, to form the joint between pile sections.
 - b. Use a Type AB Epoxy Bonding Compound as a bonding agent on internal pile surfaces.
 - B. Driving: Resume pile driving after splice concrete reaches a minimum strength of 5,500 psi.
6. Mark piles at the pick-up points to indicate the proper points for attaching handling lines.

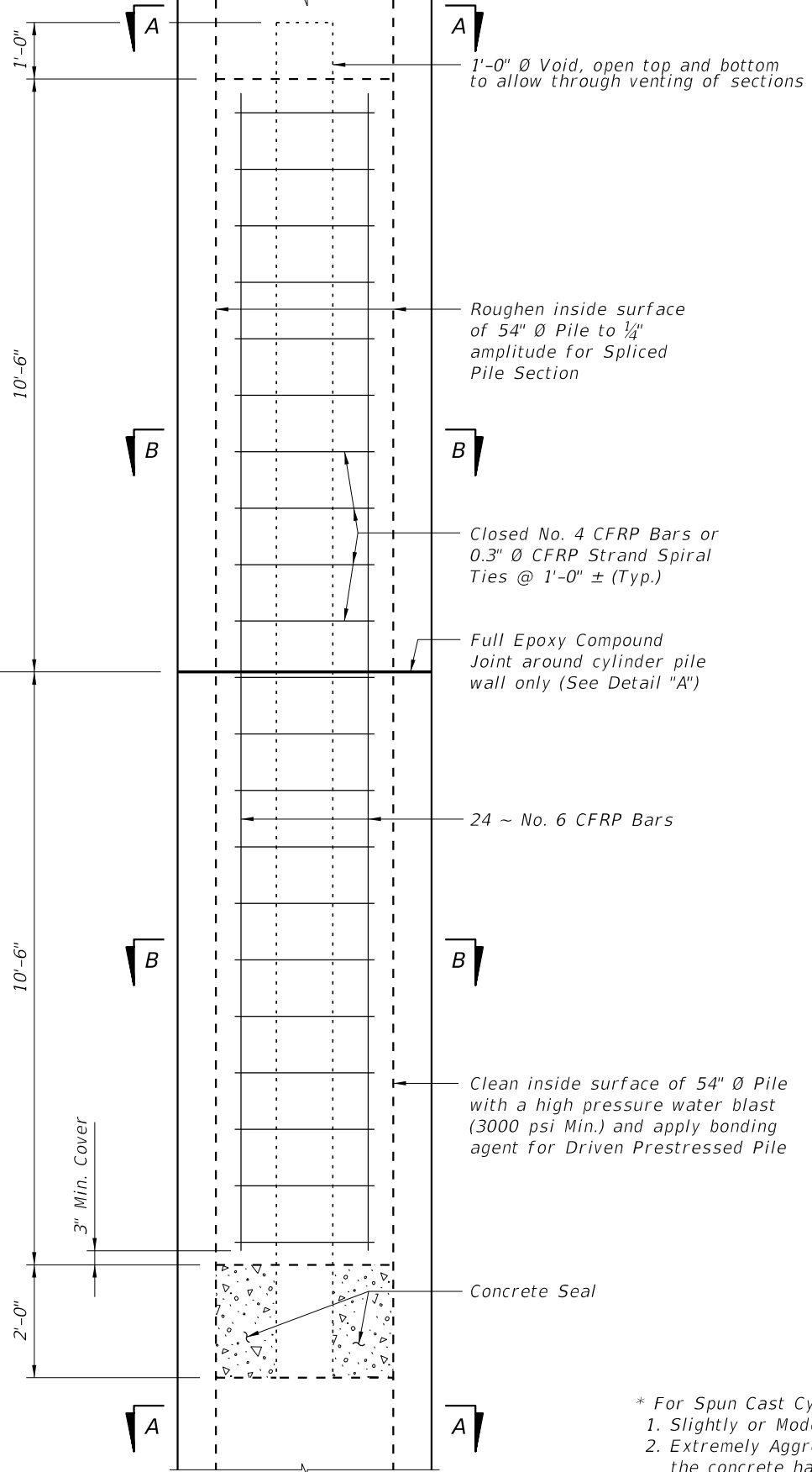
TABLE OF MAXIMUM PILE PICK-UP AND SUPPORT LENGTHS

Maximum Pile Length (Feet)	Required Storage and Transportation Detail	Pick-Up Detail
119	2, 3, or 4 point	1 Point
170	2, 3, or 4 point	2 Point

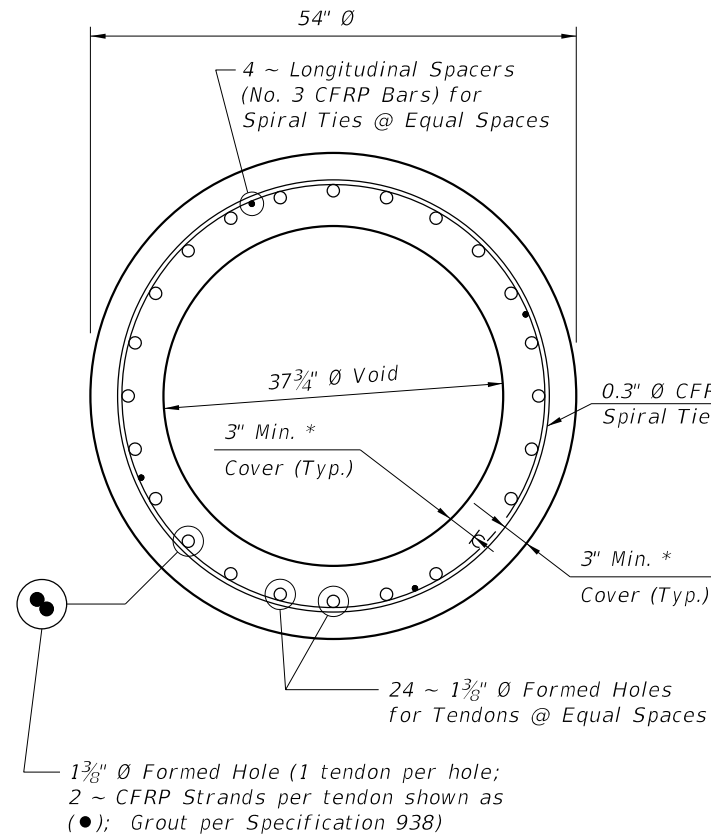
9/23/2021 8:48:53 AM

Spliced Precast/Post-Tensioned Pile Section

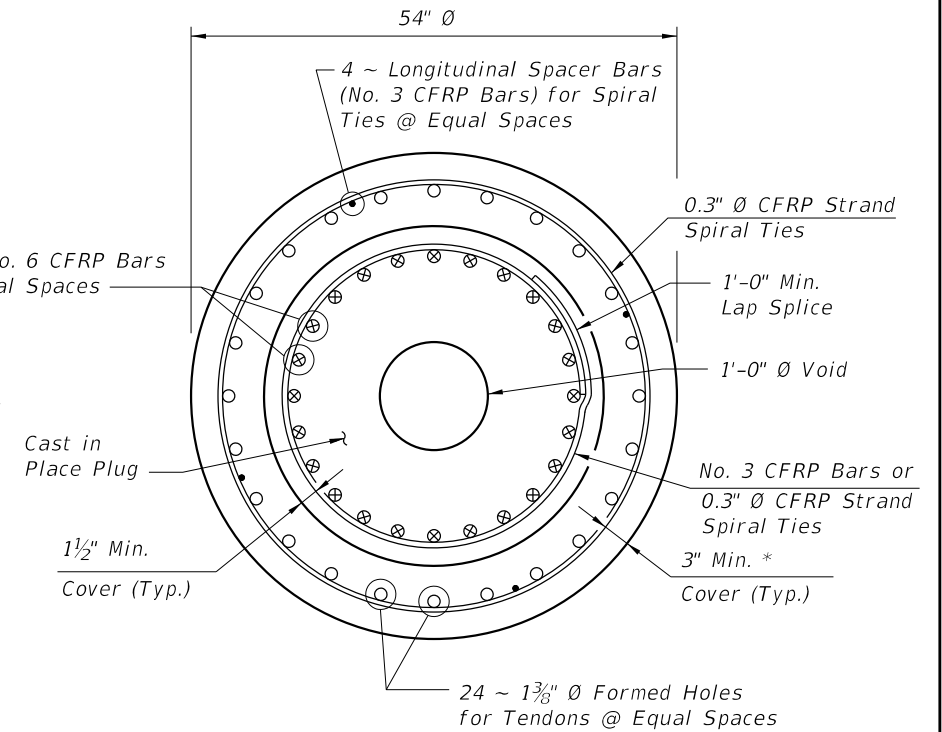
Driven Precast/Post-Tensioned Pile



DRIVABLE UNFORESEEN FIELD SPLICE DETAIL
(Cast-In-Place Plug)



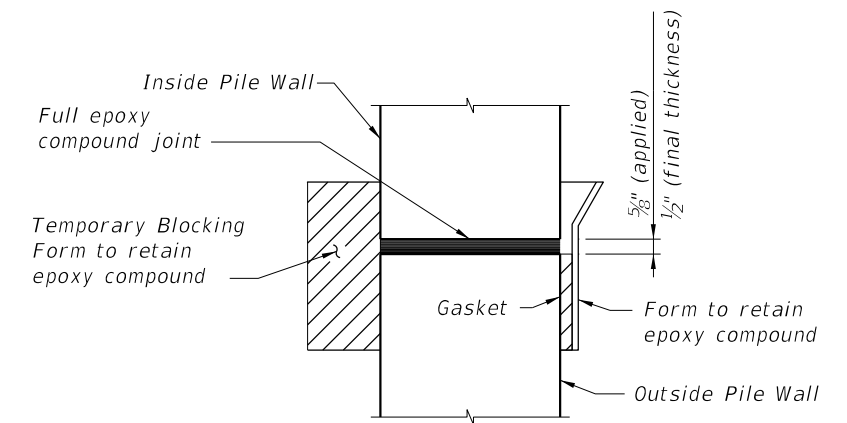
SECTION A-A



SECTION B-B

ALTERNATE STRAND PATTERNS

- 48 ~ 0.5" Ø, Single-Strand, at 28 kips
- 48 ~ 0.6" Ø, 7-Strand, at 29 kips



DETAIL "A"

* For Spun Cast Cylinder Piles, the following requirements for concrete cover apply:
 1. Slightly or Moderately Aggressive Environments: The concrete cover may be reduced to 2 inches.
 2. Extremely Aggressive Environments: The concrete cover may be reduced to 2 inches as long as the concrete has a documented chloride ion penetration apparent diffusion coefficient with a mean value of 0.005 in² per year or less; otherwise, a 3-inch concrete cover is required.

CFRP POST-TENSIONED PILE DETAILS

9/23/2021 8:48:55 AM

LAST REVISION 01/01/16	DESCRIPTION:
---------------------------	--------------



FY 2022-23
STANDARD PLANS

54" PRECAST/POST-TENSIONED CFRP & SS
CONCRETE CYLINDER PILE

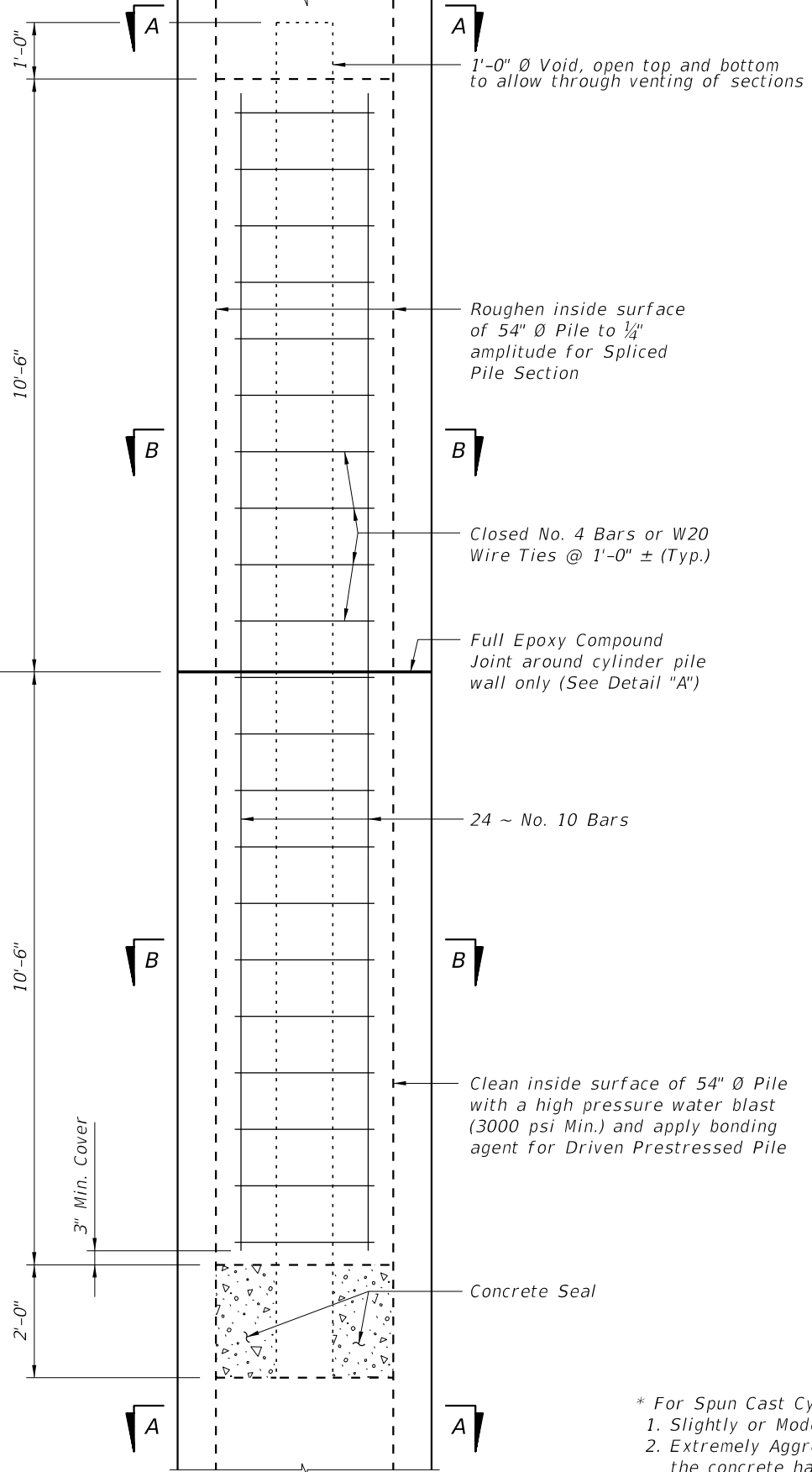
INDEX
455-154

SHEET
2 of 3

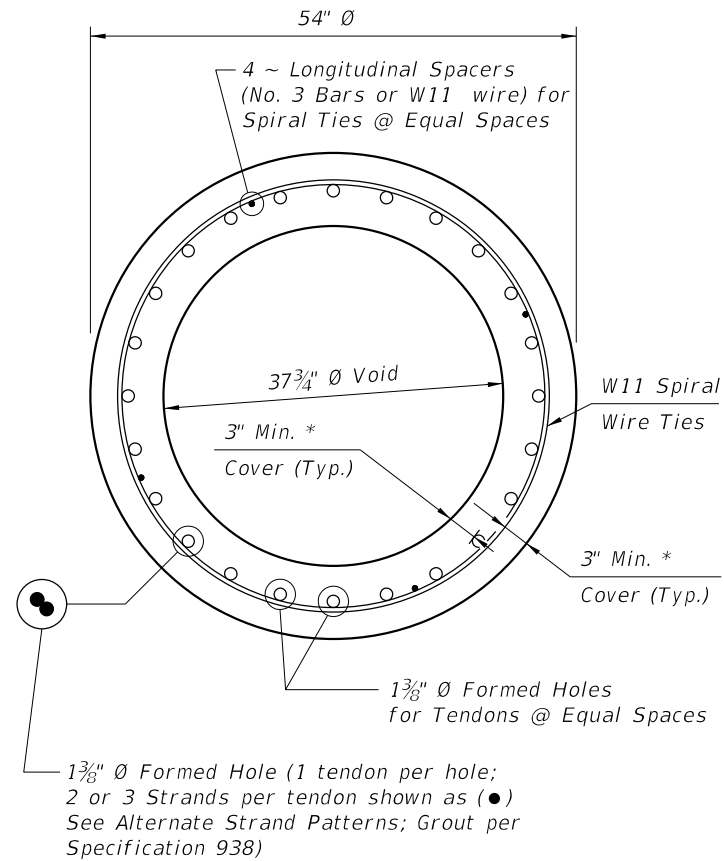
9/23/2021 8:48:56 AM

Spliced Precast/Post-Tensioned Pile Section

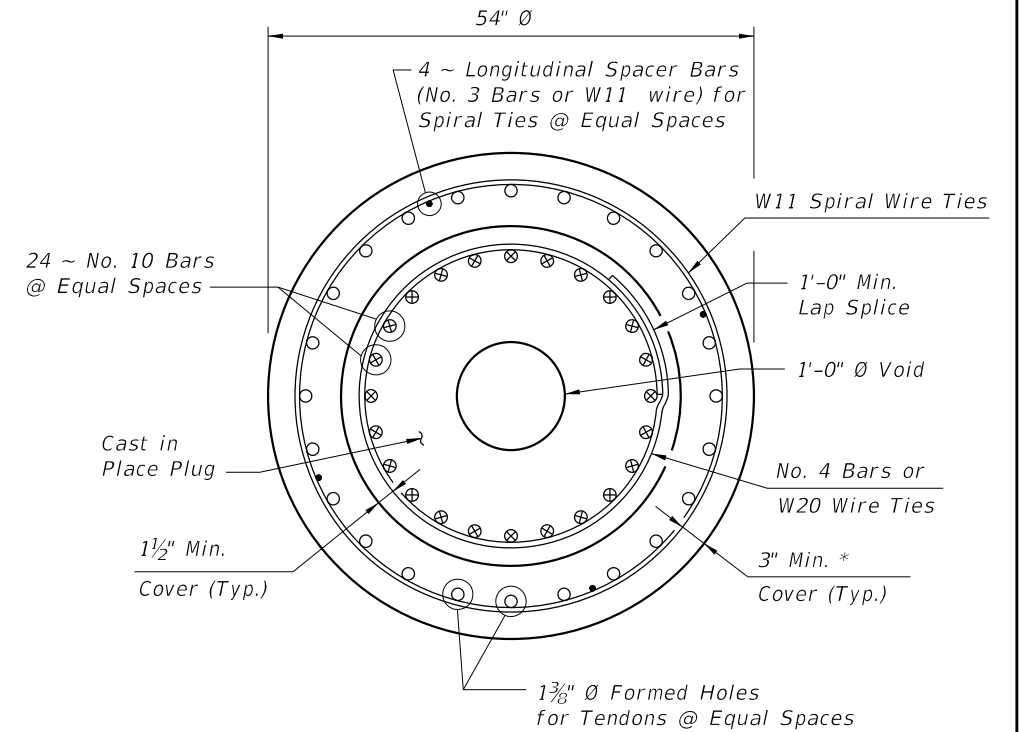
Driven Precast/Post-Tensioned Pile



DRIVABLE UNFORESEEN FIELD SPLICE DETAIL
(Cast-In-Place Plug)



SECTION A-A

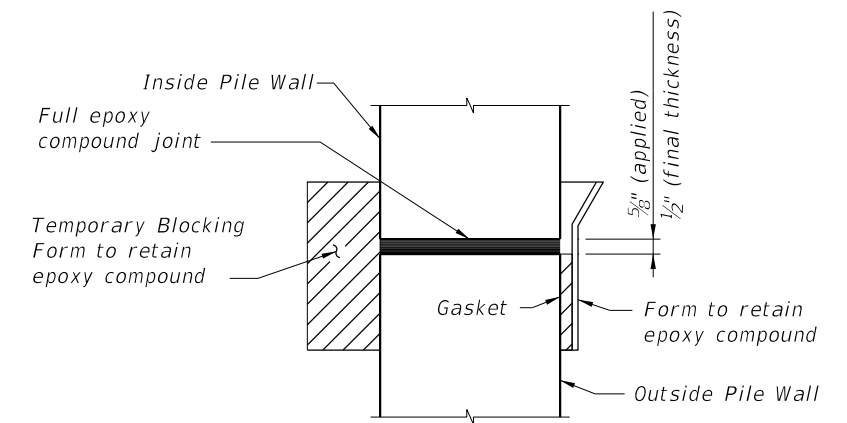


SECTION B-B

ALTERNATE STRAND PATTERNS

- 72 ~ 1/2" Ø, HSSS Strands, at 21 kips (24~3 strand tendons)
- 58 ~ 1/2" Ø, HSSS Strands, at 24 kips (29~2 strand tendons)
- 48 ~ 0.6" Ø, HSSS Strands, at 32 kips (24~2 strand tendons)

* For Spun Cast Cylinder Piles, the following requirements for concrete cover apply:
 1. Slightly or Moderately Aggressive Environments: The concrete cover may be reduced to 2 inches.
 2. Extremely Aggressive Environments: The concrete cover may be reduced to 2 inches as long as the concrete has a documented chloride ion penetration apparent diffusion coefficient with a mean value of 0.005 in² per year or less; otherwise, a 3-inch concrete cover is required.



DETAIL "A"

SS POST-TENSIONED PILE DETAILS

LAST REVISION 01/01/16	DESCRIPTION:
---------------------------	--------------



FY 2022-23
STANDARD PLANS

54" PRECAST/POST-TENSIONED CFRP & SS
CONCRETE CYLINDER PILE

INDEX
455-154

SHEET
3 of 3