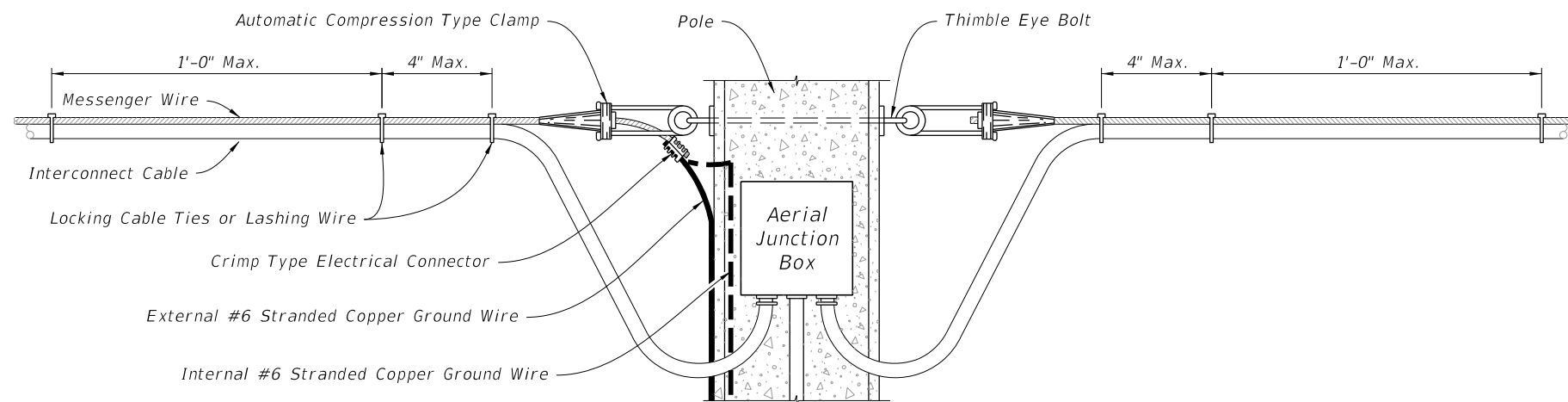
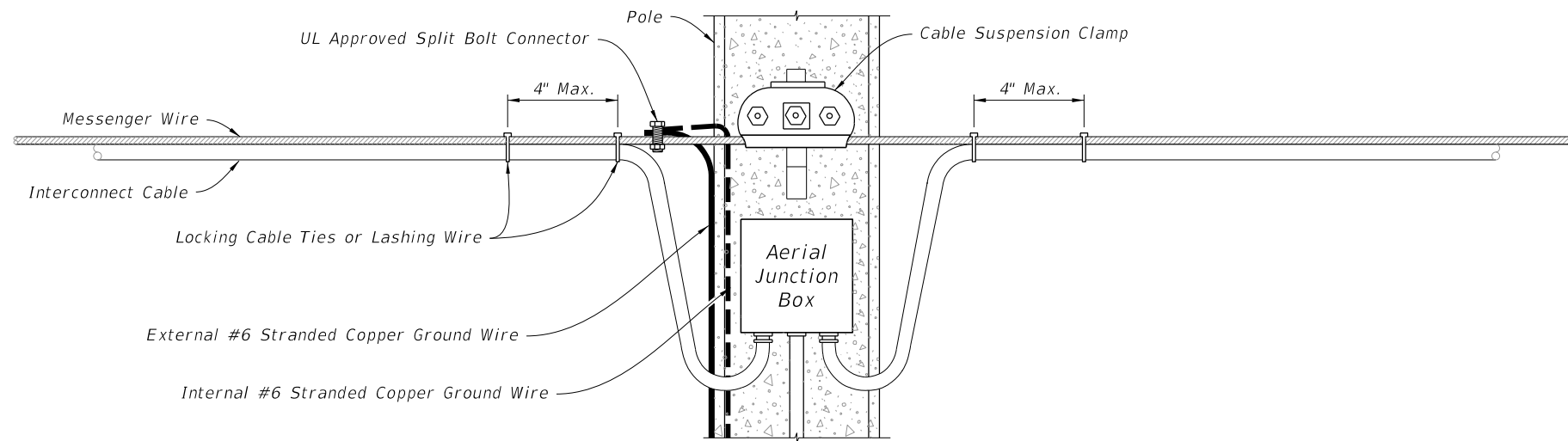


CABLE DROP AND TERMINATION WITH FIGURE 8 CABLE



CABLE DROP AND TERMINATION WITH MESSENGER WIRE AND COMPRESSION CLAMP




CABLE DROP AND TERMINATION WITH MESSENGER WIRE AND SUSPENSION CLAMP

NOTES:

1. Meet all grounding requirements of Specification 620.
2. If accessible, ground the messenger wire of the interconnect cables to the copper ground wire of the pole or to the external wire extending down the pole.
3. When utilizing the external ground wire, install a piece of 1/2" conduit extending up 8' from the finish grade to protect the ground wire connecting the messenger wire to the ground rod.
4. Use either locking cable ties or lashing wire, placed no further than 12" apart. Except at the point of cable drop or terminations, place one (1) at the point where the cables separate from the messenger wire and place another at a maximum distance of 4" from that tie.
5. When installing Figure 8 interconnect cable, only use locking cable ties.
6. Lashing wire should normally be used for distances of 12' or greater.

10/12/2020 8:17:14 AM

LAST REVISION 11/01/18	REVISION	DESCRIPTION:	 FY 2021-22 STANDARD PLANS	AERIAL INTERCONNECT	INDEX 634-002	SHEET 1 of 1
---------------------------	----------	--------------	---	---------------------	------------------	-----------------