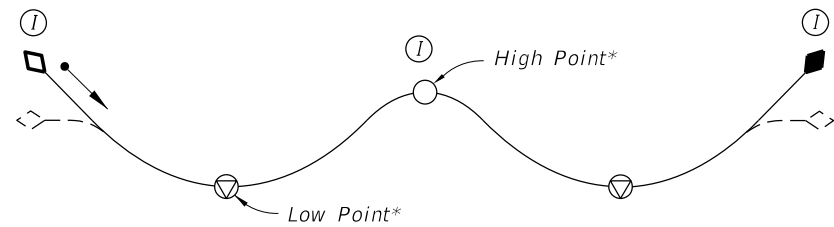
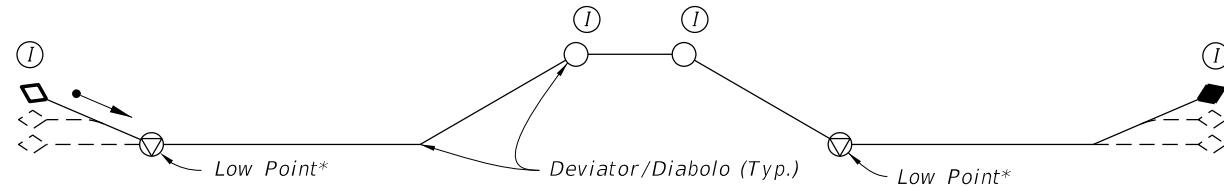


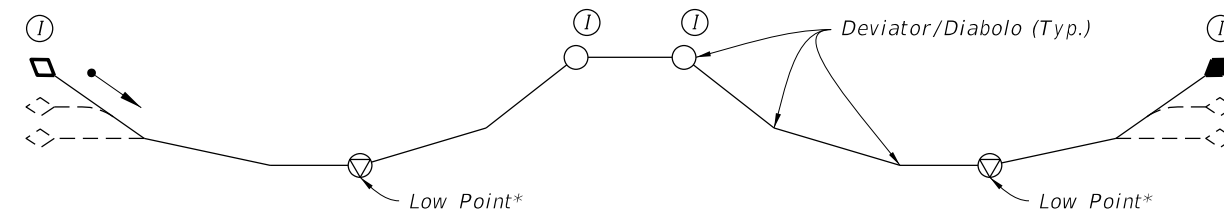
TYPICAL PROFILES FOR TENDONS WITH FLEXIBLE FILLER



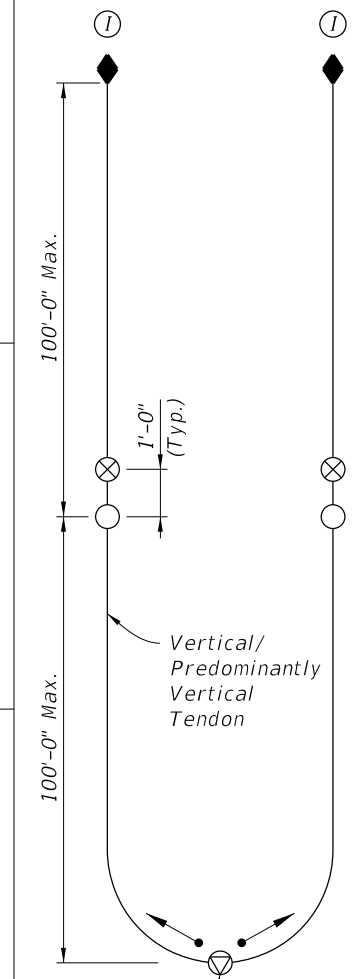
Profile F1
(2 Span Profile shown; Profiles for 3 or more Spans similar)



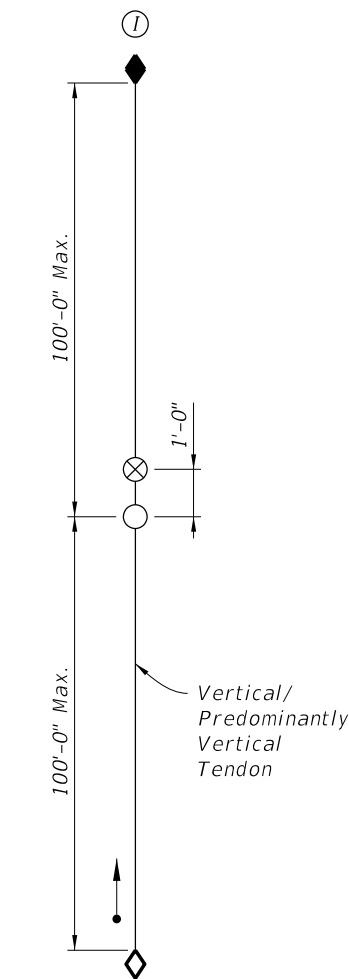
Profile F2
(2 Span Profile shown; Profiles for 3 or more Spans similar)



Profile F3
(2 Span Profile shown; Profiles for 3 or more Spans similar)



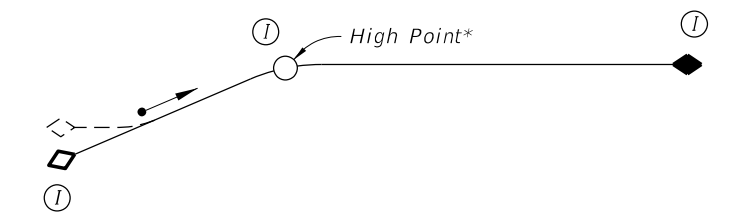
Profile F8
Vertical/
Predominantly
Vertical
Tendon



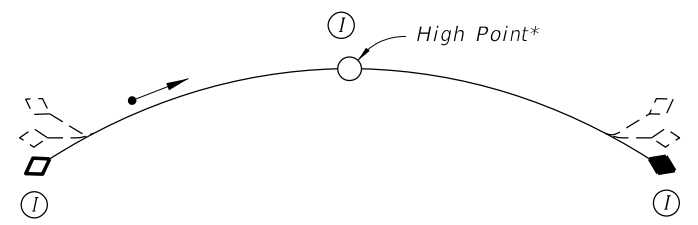
Profile F9
Vertical/
Predominantly
Vertical
Tendon

- LEGEND:**
- Strand, Wire or Bar Tendon
 - ◊ Anchorage with Filler Inlet at lower end of Tendon
 - ◆ Anchorage with Filler Outlet at higher end of Tendon
 - ⋈ -- Alternate tendon profile immediately adjacent to Anchorage
 - ⊗ Supplementary Filler Inlet
 - Filler Port / Outlet
 - ▽ Drain (See Specifications Section 462 for additional Drain location requirements)
 - Direction of Filler Flow
 - Ⓜ Inspection Location

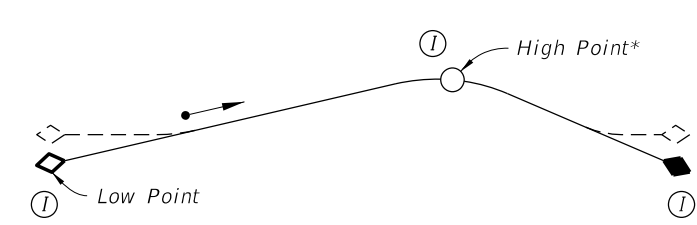
* Adjust location to coincide with the true high or low point(s) of the tendon.



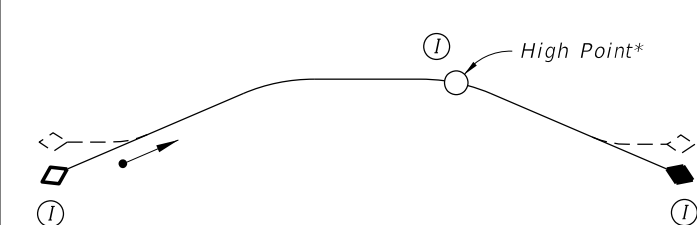
Profile F12



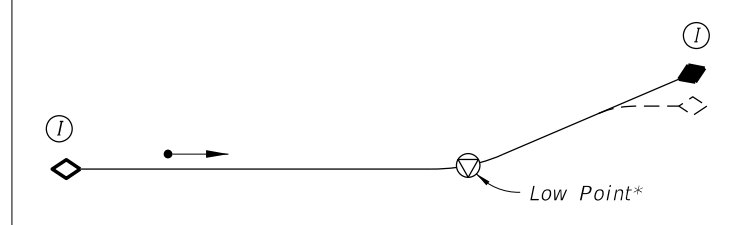
Profile F4



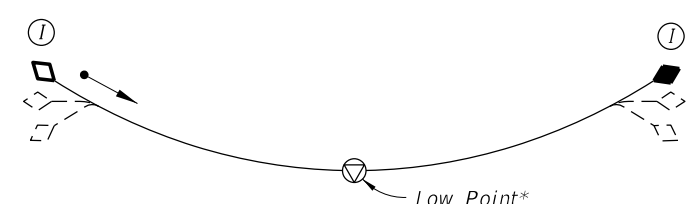
Profile F6



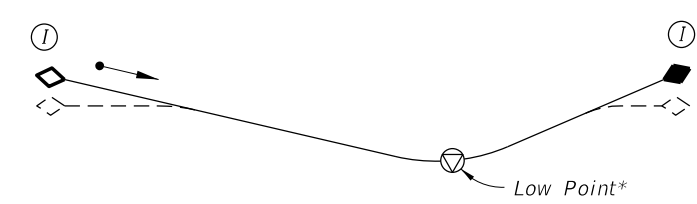
Profile F10



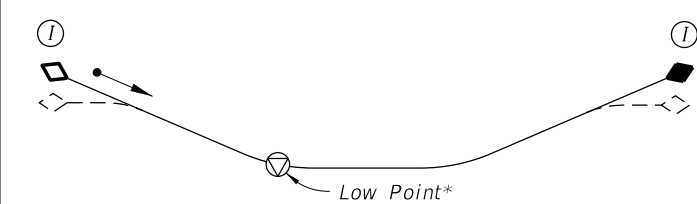
Profile F13



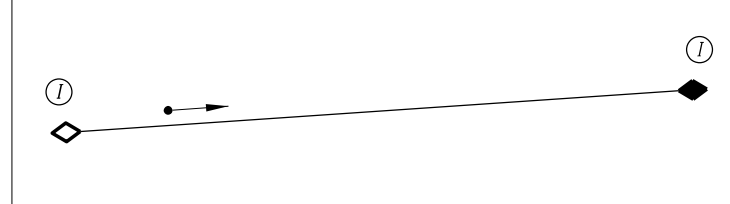
Profile F5



Profile F7



Profile F11



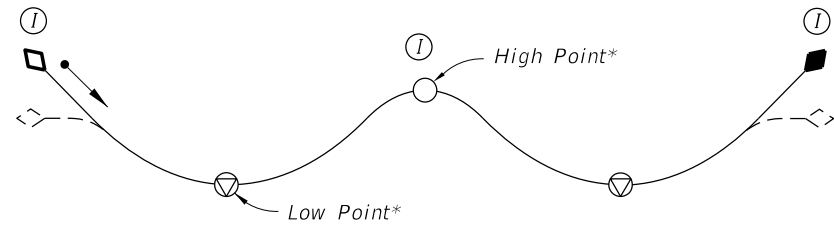
Profile F14

10/8/2020 10:14:41 AM

LAST REVISION	11/01/16	DESCRIPTION:
---------------	----------	--------------

TYPICAL PROFILES FOR TENDONS WITH GROUT FILLER

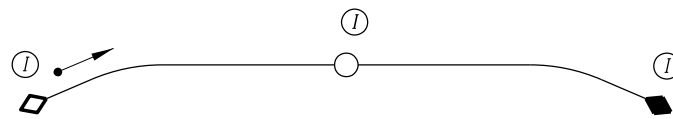
NOTE: See Sheet 1 of 2 for Typical Profiles for Tendons with Flexible Filler and for Legend of Symbols.



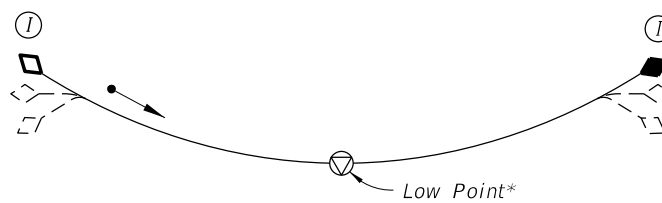
Profile G1
(2 Span Profile shown; Profiles for 3 or more Spans similar)



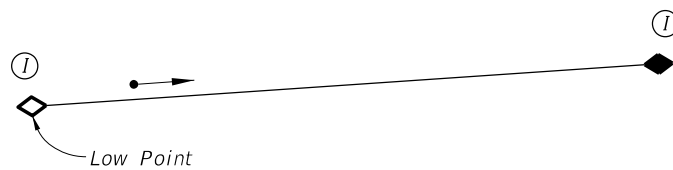
Profile G2
(Profile for Single Cell Box shown; Profiles for Multiple Cell Boxes similar)



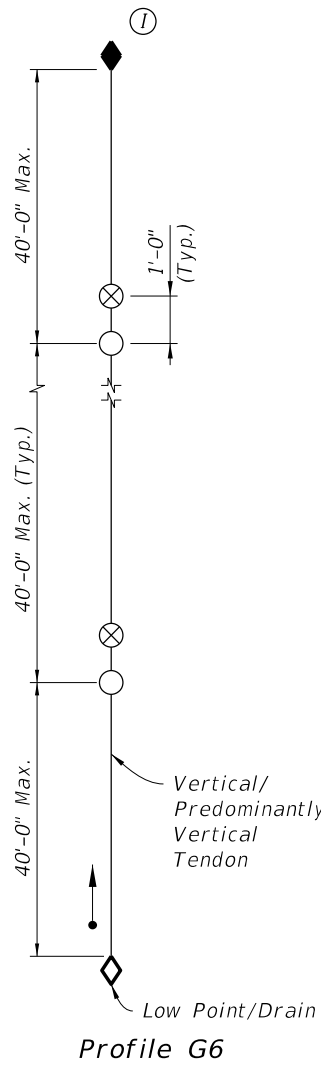
Profile G3



Profile G4



Profile G5



Profile G6

10/8/2020 10:14:42 AM

LAST REVISION 7/22/16	REVISION	DESCRIPTION:
--------------------------	----------	--------------



FY 2021-22
STANDARD PLANS

POST-TENSIONING TENDON PROFILES

INDEX
462-001

SHEET
2 of 2