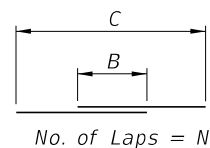
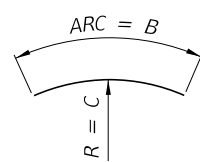


TYPE 1

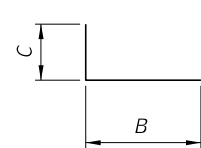


No. of Laps = N

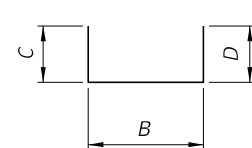
TYPE 2



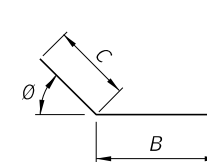
TYPE 3



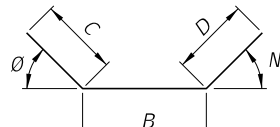
TYPE 10



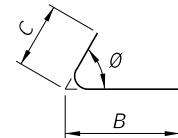
TYPE 11



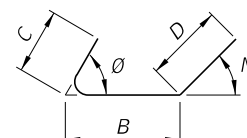
TYPE 12



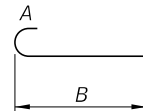
TYPE 13



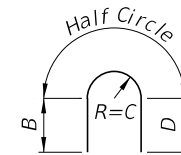
TYPE 14



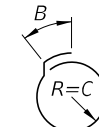
TYPE 15



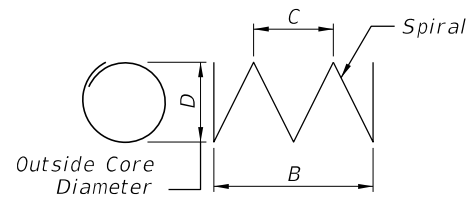
TYPE 17



TYPE 23



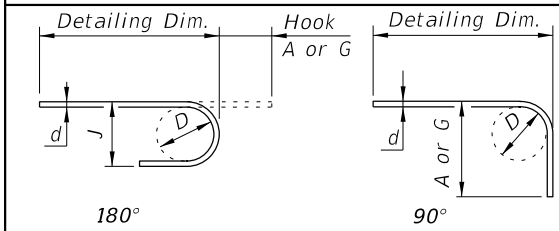
TYPE 24



TYPE 39

SINGLE BAR BENDING DETAILS

HOOK DETAILS



BAR SIZE	D	180° HOOKS		90° HOOKS
		A OR G	J	A OR G
#3	2 1/4"	5"	3"	6"
#4	3"	6"	4"	8"
#5	3 3/4"	7"	5"	10"
#6	4 1/2"	8"	6"	1'-0"
#7	5 1/4"	10"	7"	1'-2"
#8	6"	11"	8"	1'-4"

NOTES

GENERAL  
All dimensions are out-to-out.  
For Bar dimensions See REINFORCING BAR LIST Sheet(s) in Structures Plans.

SPIRALS (TYPE 39 BARS)

C = Pitch  
B = Overall Height  
N = Total number of closed turns at Top and Bottom of columns  
Spirals = 1.5 turns

Include spiral splice in Contract Unit Price for FRP Reinforcing.

HOOKS

All Dimensions are approximate.  
Hook Styles Detailed on this sheet are for Illustration Only.  
Actual Hook Style for any particular bar will be shown under A or G Heading on REINFORCING BAR LIST sheet(s) in Structures Plans.

10/8/2020 10:40:18 AM

LAST REVISION 11/01/20	DESCRIPTION:
---------------------------	--------------



FY 2021-22  
STANDARD PLANS

BAR BENDING DETAILS (FRP)

INDEX  
415-010

SHEET  
1 of 1