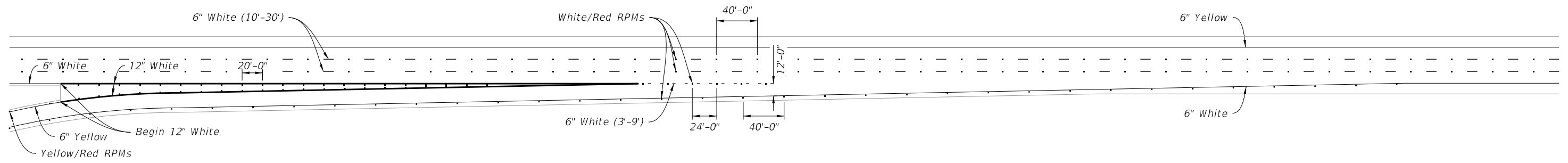
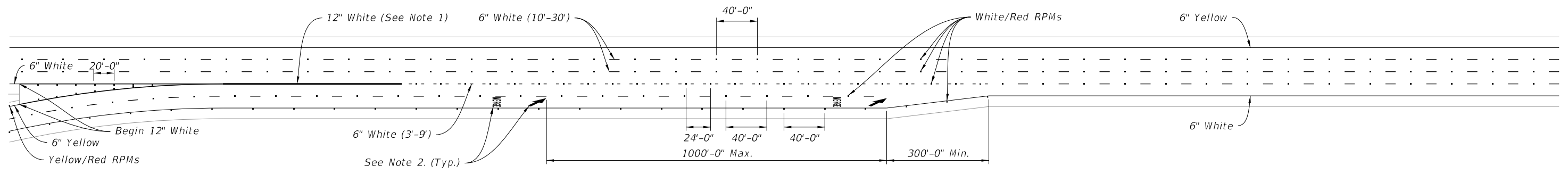


PARALLEL-TYPE ENTRANCE WITH ADDED LANE



TAPER-TYPE ENTRANCE



TWO-LANE PARALLEL-TYPE ENTRANCE WITH ADDED LANE
 Added Subtitle for clarification.

NOTES:

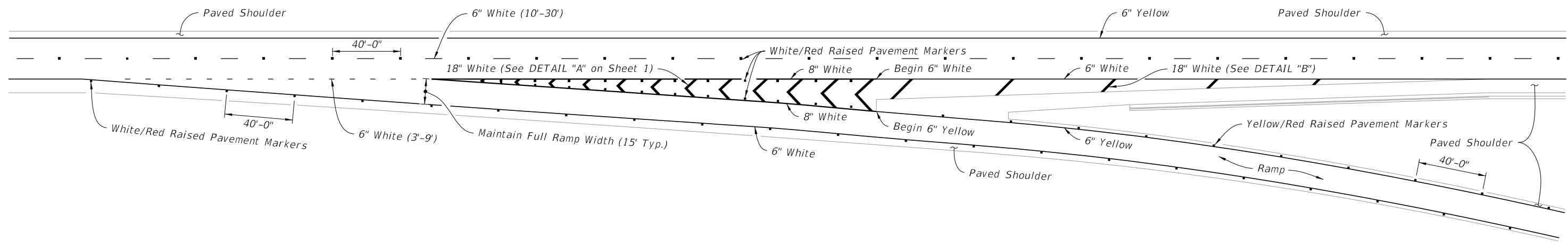
- 1. Extend this 12" white Pavement Marker one-fourth the length of the acceleration lane from the gore markings.
- 2. See Index 711-001 for pavement message dimensions and details.

← Added Note 3, for clarification.

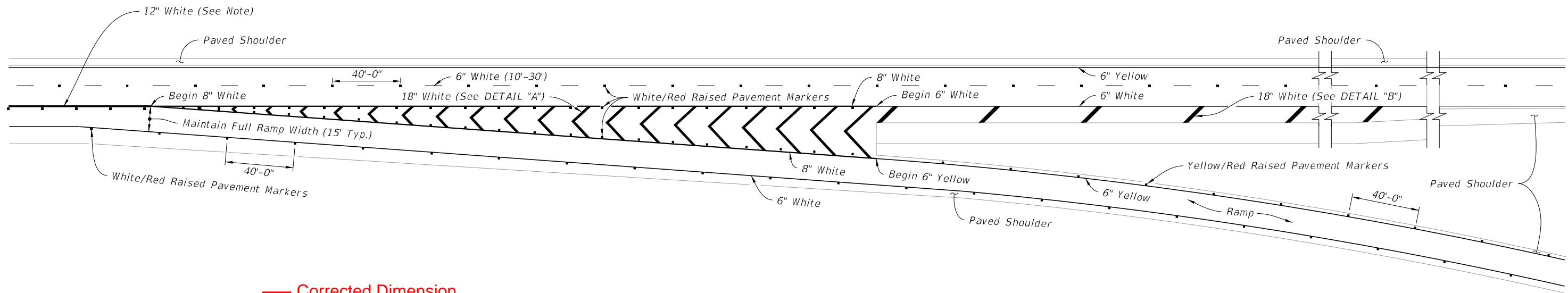
TYPICAL PAVEMENT MARKINGS AT ENTRANCE RAMPS

10/12/2020 9:11:23 AM

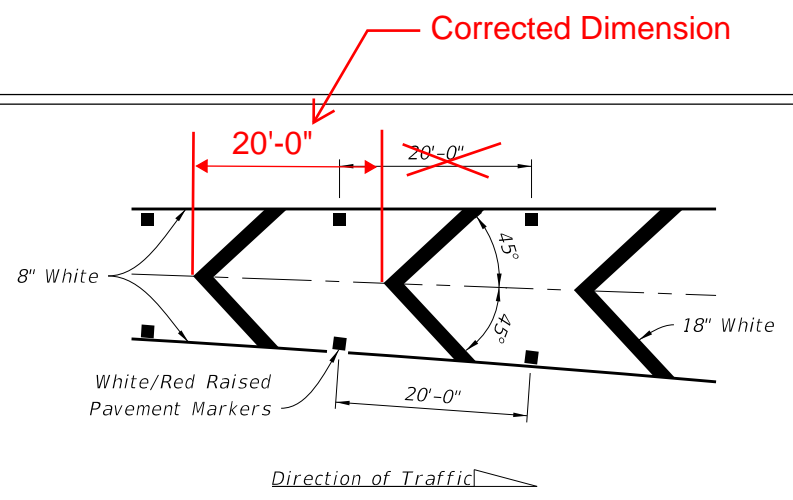
LAST REVISION 11/01/20	REVISION	DESCRIPTION:	 FY 2021-22 STANDARD PLANS	INTERCHANGE MARKINGS	INDEX 711-003	SHEET 2 of 8
---------------------------	----------	--------------	--	----------------------	------------------	-----------------



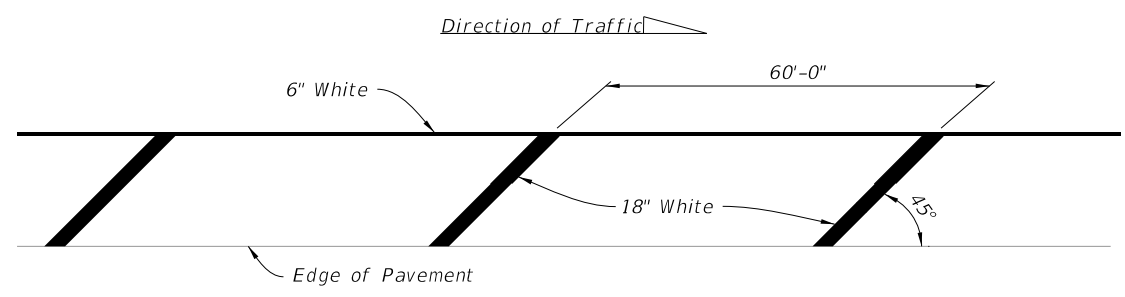
TWO THRU LANES



THREE APPROACH LANES - TWO THRU LANES



DETAIL "A"



DETAIL "B"

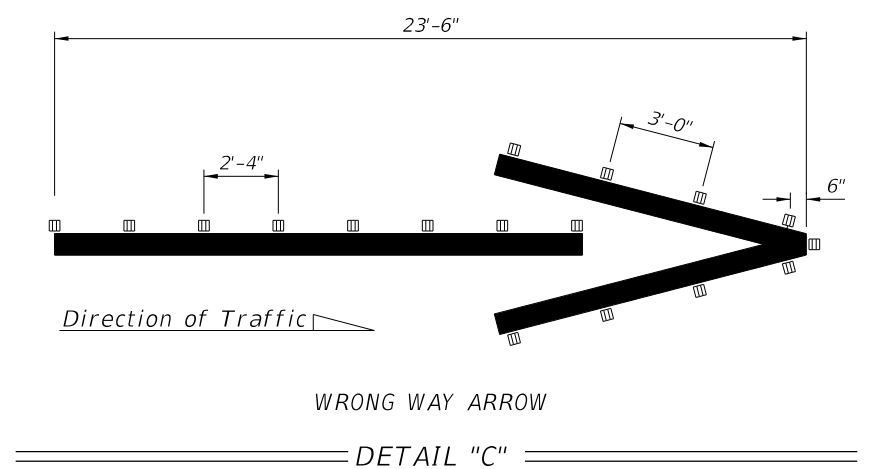
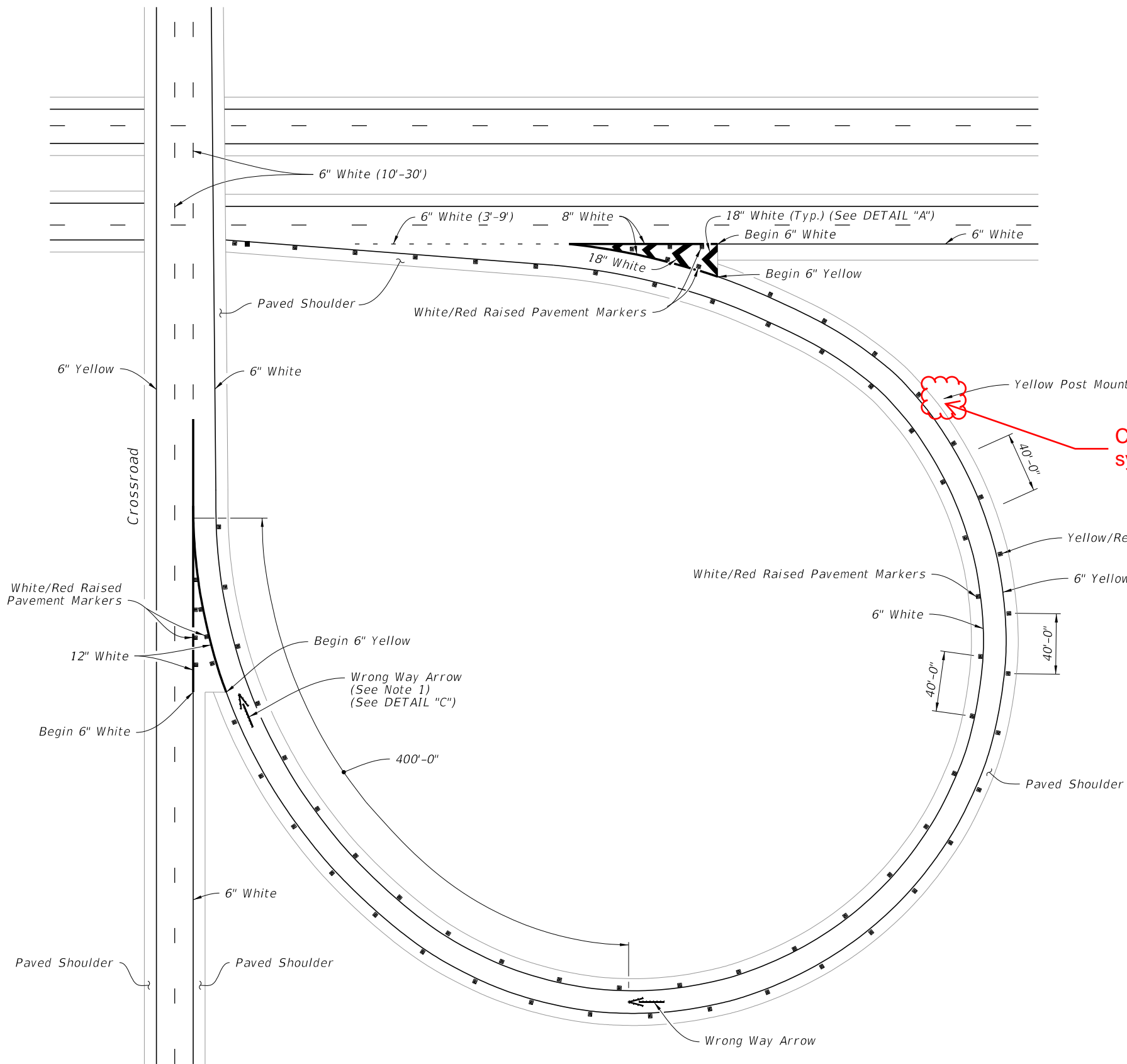
NOTE:
Extend 12" White 300' from the gore markings.

SINGLE LANE RAMPS - EXIT TERMINALS

10/12/2020 9:11:25 AM

LAST REVISION 11/01/20	REVISION	DESCRIPTION:	 FY 2021-22 STANDARD PLANS	INTERCHANGE MARKINGS	INDEX 711-003	SHEET 3 of 8
---------------------------	----------	--------------	--	----------------------	------------------	-----------------

10/12/2020 9:11:30 AM



Corrected Delineator symbol print error

NOTES:

1. Place the Wrong Way Arrow at the gore.
2. Post delineators spaced at 40' on curves of the entrance and exit of ramps. The spacing on the tangent portion of the ramp section is 300'-0". All delineators are to be setback 4' from shoulder break. Post delineators should not be discontinued in sections with guardrail.

TYPICAL CURVED EXIT RAMP

TYPICAL CURVED EXIT RAMP AND WRONG WAY ARROW

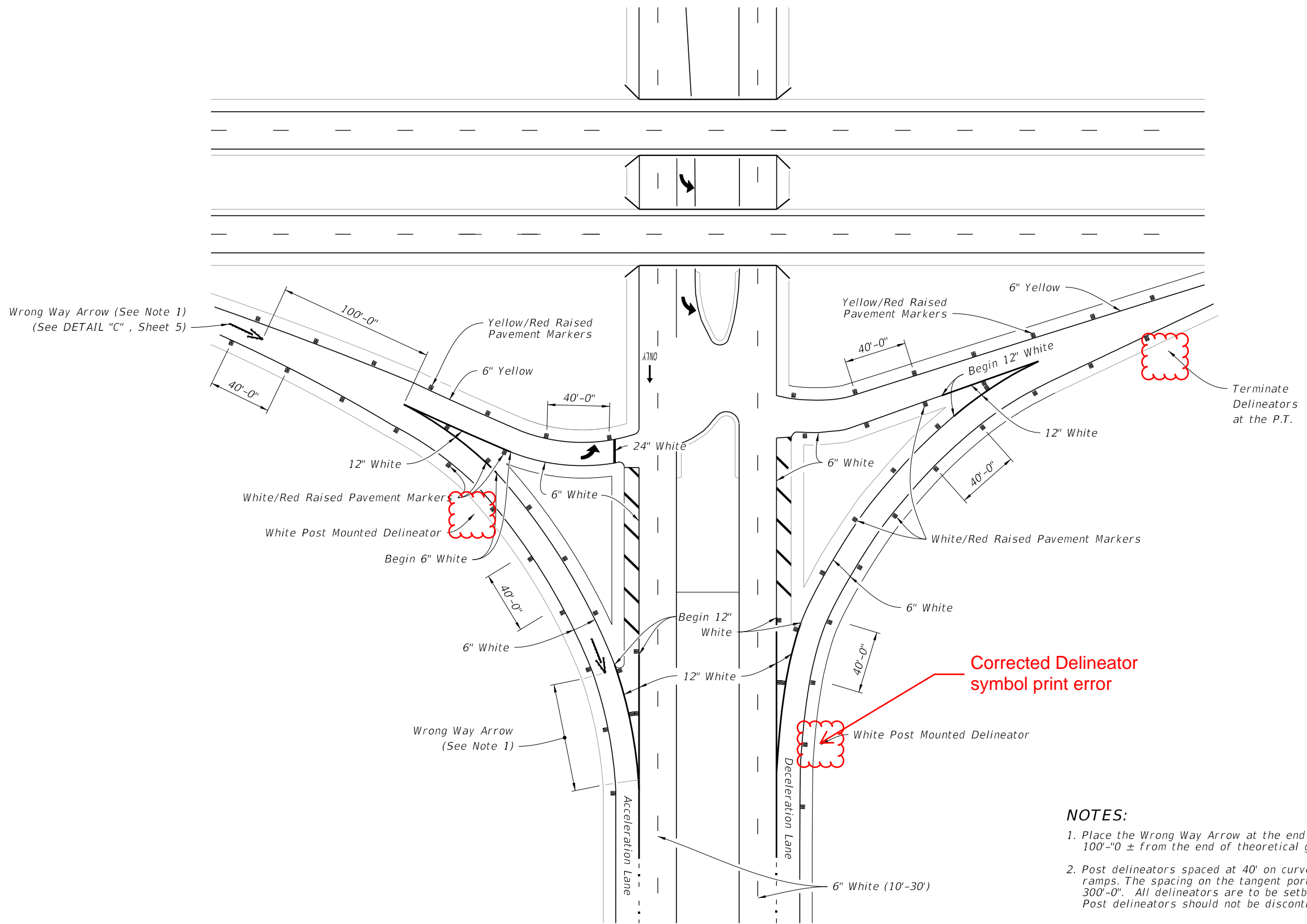
LAST REVISION 11/01/20	DESCRIPTION:
---------------------------	--------------


**FY 2021-22
STANDARD PLANS**

INTERCHANGE MARKINGS

INDEX 711-003	SHEET 5 of 8
------------------	-----------------

10/12/2020 9:11:32 AM



NOTES:

1. Place the Wrong Way Arrow at the end of the physical gore or 100'-0" ± from the end of theoretical gore.
2. Post delineators spaced at 40' on curves of the entrance and exit of ramps. The spacing on the tangent portion of the ramp section is 300'-0". All delineators are to be setback 4' from shoulder break. Post delineators should not be discontinued in sections with guardrail.

TYPICAL INTERSECTION

LAST REVISION 11/01/20	DESCRIPTION:
---------------------------	--------------



FY 2021-22
STANDARD PLANS

INTERCHANGE MARKINGS

INDEX
711-003

SHEET
6 of 8