
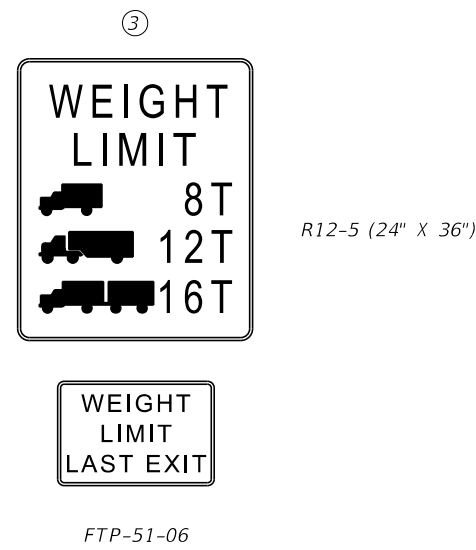
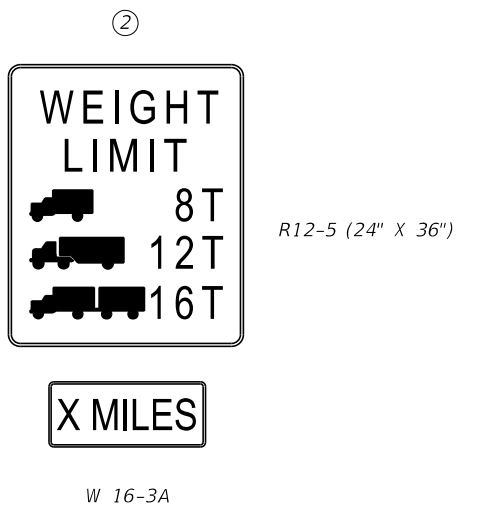
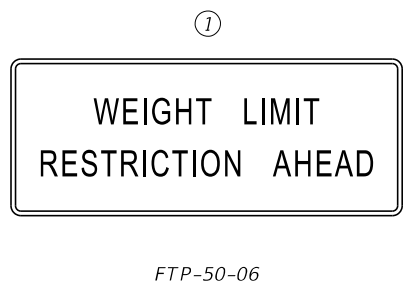


SIGN LOCATIONS TYPICAL



1. See Standard Highway Signs for sign R12-5 and W16-3 details.
2. Location of Sign 3 may require some field adjustment.
3. The Cross Road is the last detour to route around the restricted bridge.
4. Location of Sign 2 should be established from the Cross Road the following approximate distances; Interstate-1 Mile Non- Interstate-1/2 Mile.
5. See Index 700-102 for sign details.

10/14/2019 2:43:49 PM

LAST REVISION 11/01/17	REVISION	DESCRIPTION:		FY 2020-21 STANDARD PLANS	BRIDGE WEIGHT RESTRICTIONS	INDEX 700-107	SHEET 1 of 1
---------------------------	----------	--------------	--	------------------------------	----------------------------	------------------	-----------------