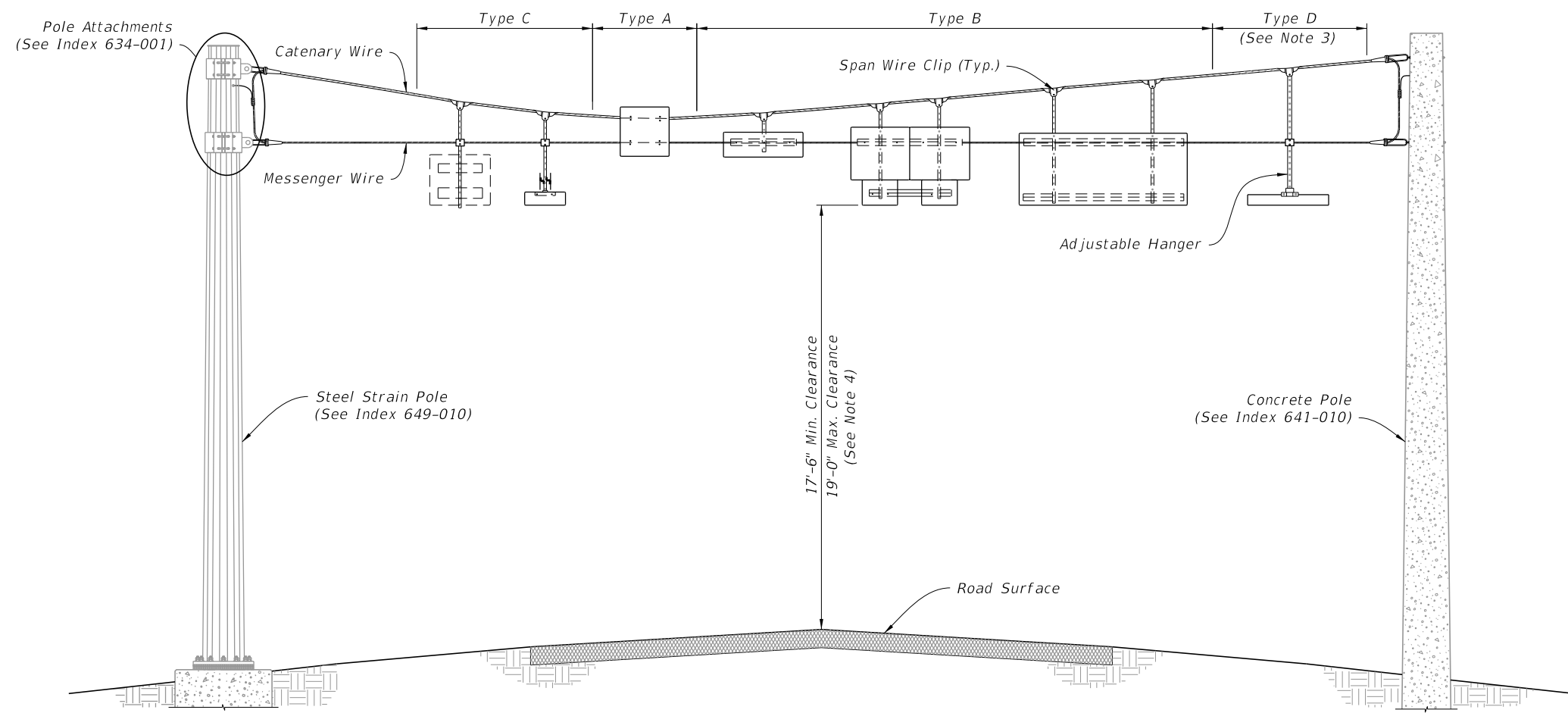
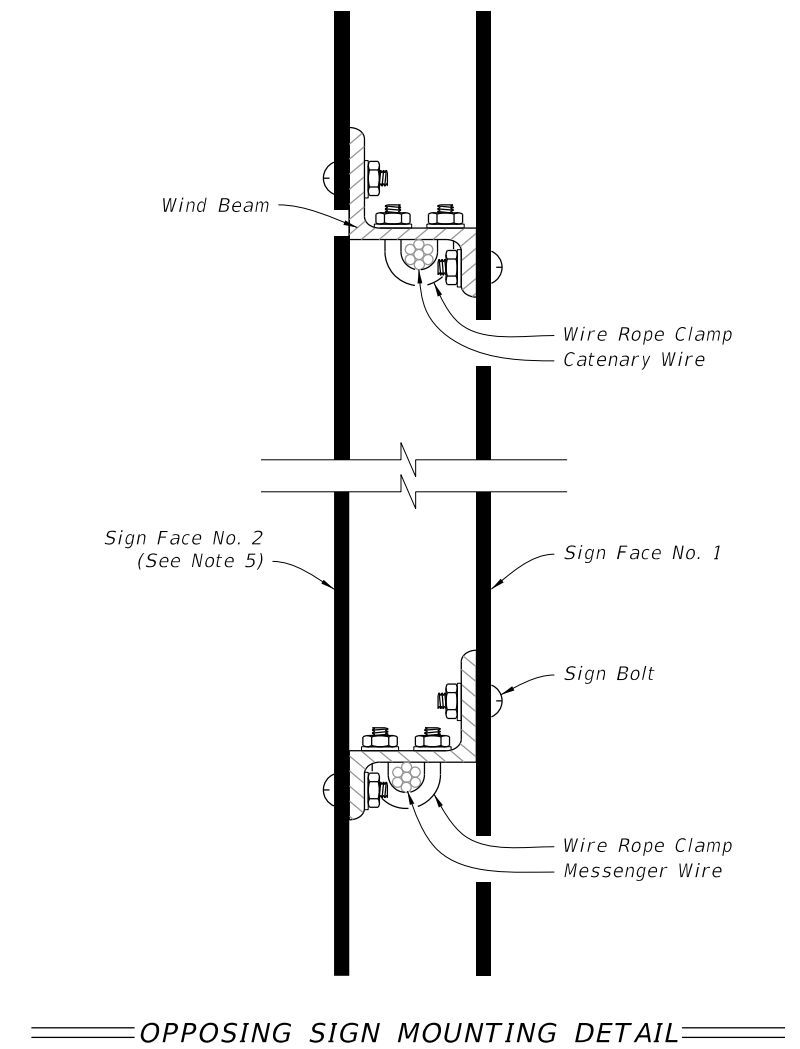
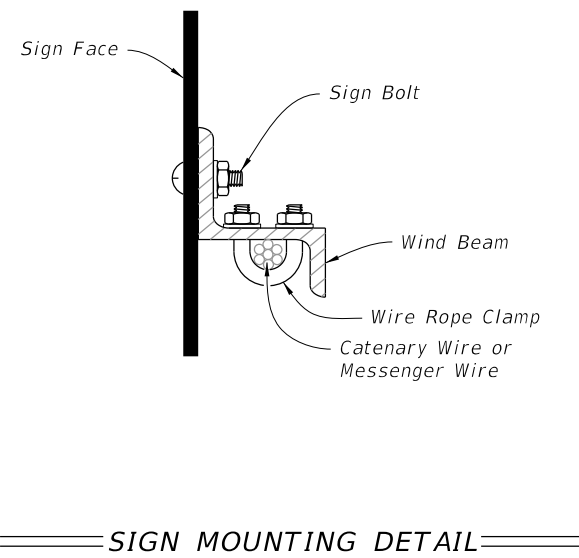


NOTES:

1. Materials:
 - A. Sign panels, wind beams and associated hardware: See Index 700-020
 - B. Sign adjustable hangers, wire rope clamps and associated hardware: See APL
 - C. Wire and additional hardware requirements: See Specification 634
2. Type B and C Attachments:
 - A. Extend wind beams to within 6" of the sign edge.
 - B. Number of sign hangers required based on sign width:
 - a. Sign width < 4'-0": One
 - b. 4'-0" ≤ sign width ≤ 7'-0" : Two
 - C. Number of wind beams required based on sign depth:
 - a. Sign depth < 3'-6": One
 - b. 3'-6" ≤ Sign depth ≤ 7'-0": Two
3. Type D Attachments:
Maximum sign width = 3'-0"
4. Align the bottom edges of signs to approximately the same elevation.
5. Use a minimum of 2 bolts with a minimum spacing of 2" for overlapped connection of the adjustable hangers.



12/20/2022 9:18:49 AM

| | | | | | | |
|---------------------------|----------|--------------|----------------------------------|--------------------------------|------------------|-----------------|
| LAST REVISION 11/01/18 | REVISION | DESCRIPTION: | FY 2020-21 STANDARD PLANS | SPAN WIRE MOUNTED SIGN DETAILS | INDEX 659-010 | SHEET 1 of 1 |
|---------------------------|----------|--------------|----------------------------------|--------------------------------|------------------|-----------------|