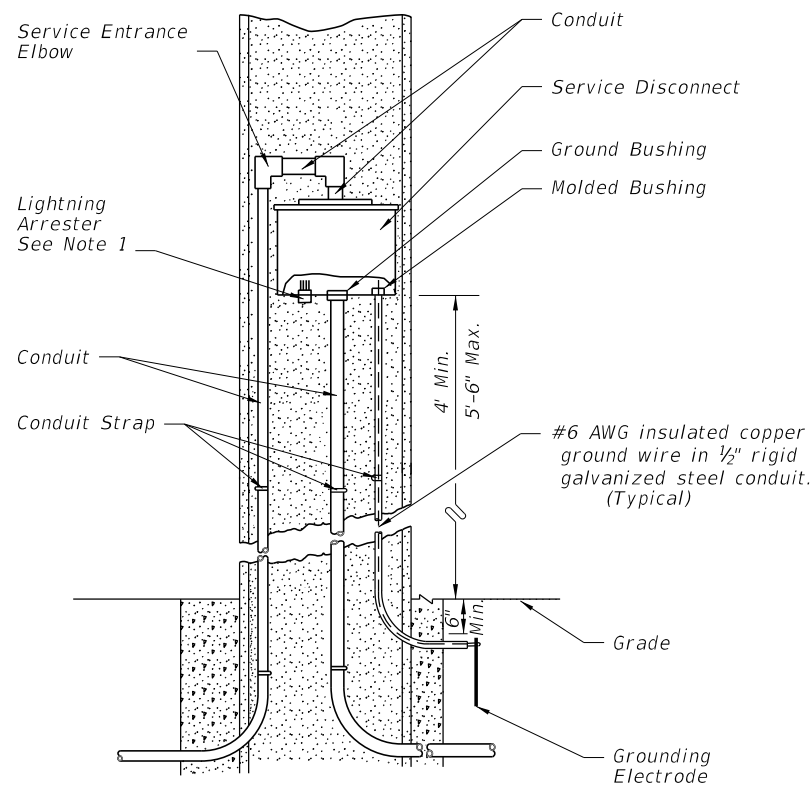
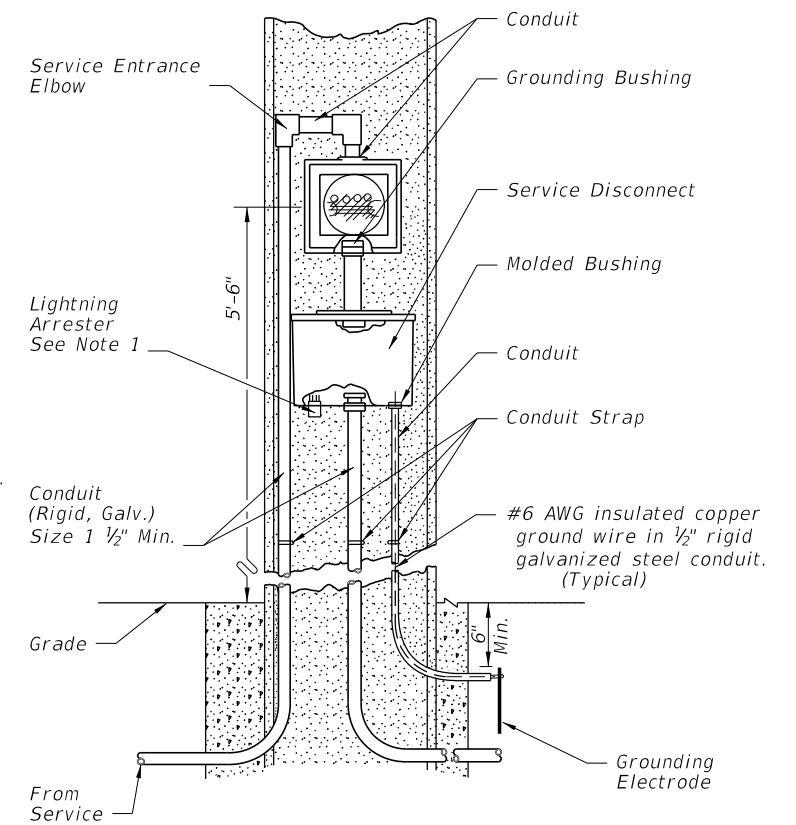


AERIAL FEED
(NO METER USED)
FIGURE A

AERIAL FEED
(METER USED)
FIGURE B



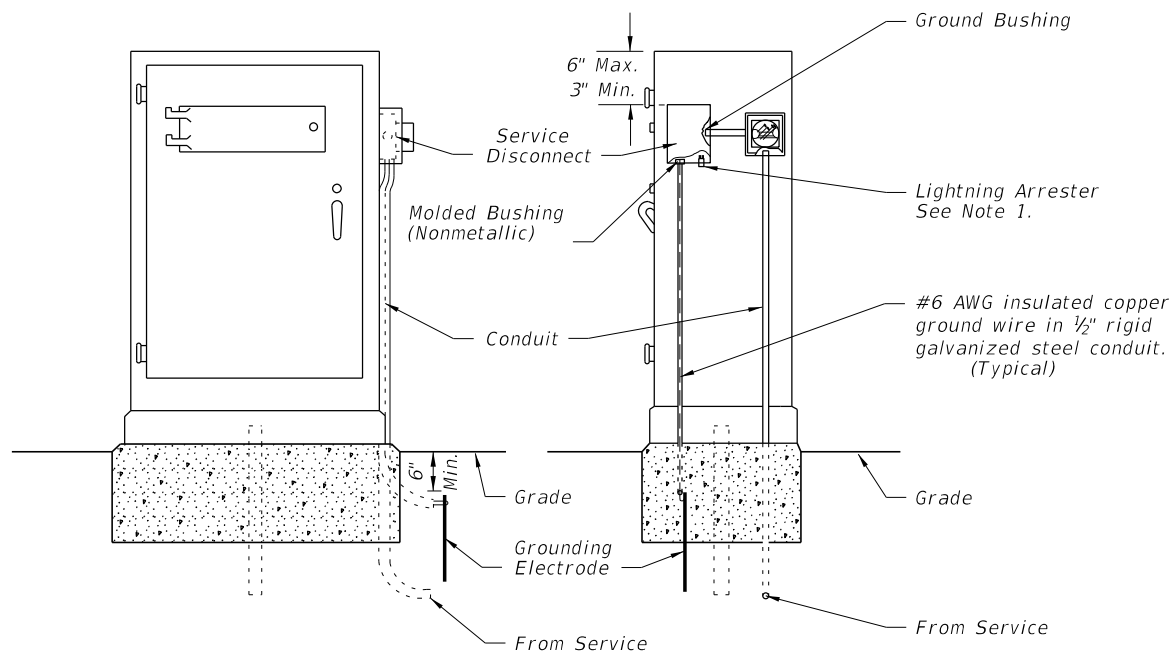
UNDERGROUND FEED
(NO METER USED)
FIGURE C



TYPE "B" UNDERGROUND FEED
(METER USED)
FIGURE D

NOTES:

1. The lightning arrester can be located on the side or bottom of the service disconnect enclosure at the Contractor's Option.
2. Liquidtight flexible conduit is approved for use from the electrical disconnect to the cabinet when both are installed on the same pole.
3. Bond all elements together to form an Intersection Grounding Network in accordance with Specification 620. The bond wire shall be run in conduit with the Electrical Service Wire or Signal Cable.
4. Meet all grounding requirements of Specification 620.
5. The Service Disconnect shall be lockable by padlock and four keys provided to the maintaining agency. The door shall have a minimum of three hinges and be lockable. No screws to be used to attach door.
6. The Service Disconnect shall be NEMA 3R or better.



UNDERGROUND CABINET MOUNTED
(METER USED)
FIGURE E

10/14/2019 2:14:35 PM

LAST REVISION
11/01/17

REVISION
DESCRIPTION:



FY 2020-21
STANDARD PLANS

ELECTRIC POWER SERVICE

INDEX
639-002

SHEET
1 of 1