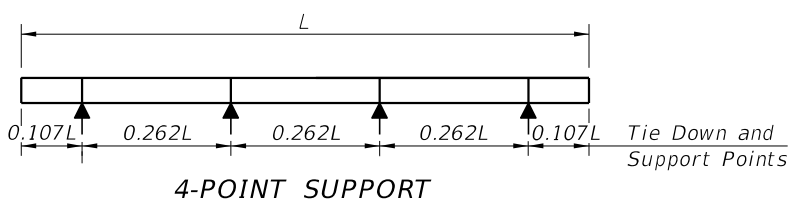
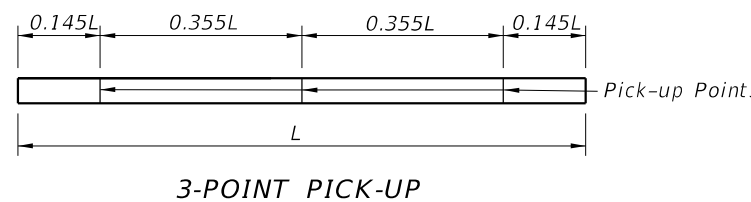
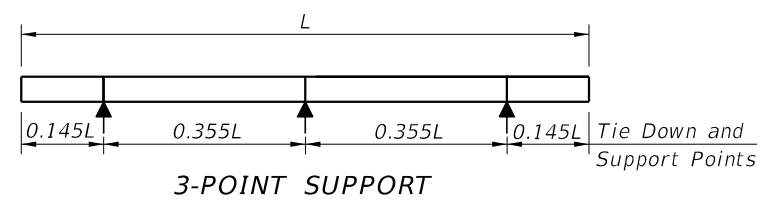
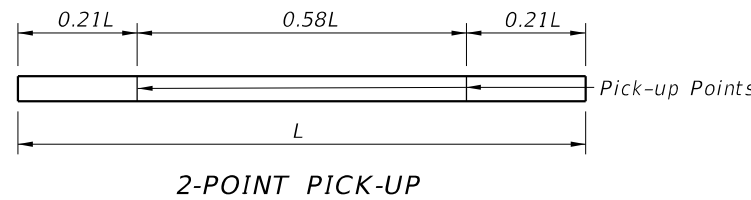
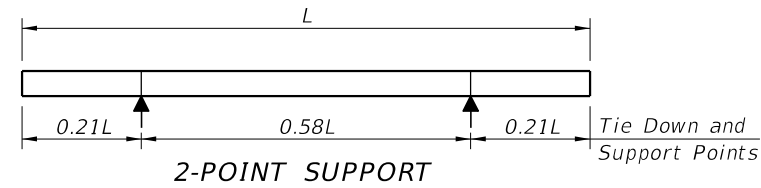
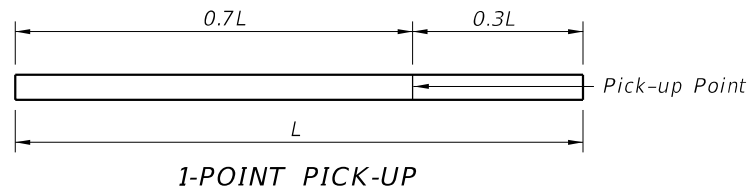


PRESTRESSED CONCRETE PILE NOTES:

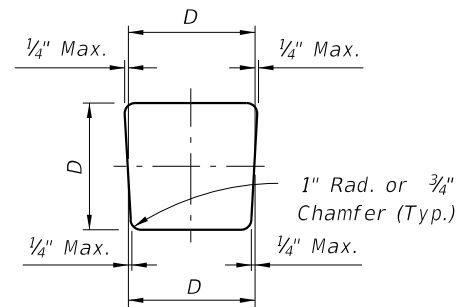
1. Work this Index with the Square Prestressed Concrete Pile Splices (Index 455-102), the Prestressed Concrete Pile Standards (Index 455-112, 455-114, 455-118, 455-124, 455-130, and the Pile Data Table in the Structures Plans.
2. Concrete:
 - A. Piles: Class V (Special)
 - B. Silica Fume: See "GENERAL NOTES" in the Structures Plans for locations where the use of silica fume, metakaolin or ultra-fine flyash is required for options using stainless steel strand and reinforcing.
3. Concrete strength at time of prestress transfer:
 - A. Piles: 4,000 psi minimum.
4. Reinforcing:
 - A. Bars:
 - a. Stainless Steel: Meet the requirements of Specification Section 931 for Type 304, Grade 75.
 - b. Carbon FRP: Meet the requirements of Specification Section 932.
 - B. Prestressing Strands:
 - a. Stainless Steel: Seven-wire HSSS, UNS S32205 (Type 2205) or UNS S31803 strand, meeting the requirements of Specification Section 933.
 - b. Carbon FRP: Meet the requirements of Specification Section 933.
5. Spiral Ties:
 - A. Tie each wrap of the spiral strand to a minimum of two corner strands.
 - B. One full turn required for spiral splices.
6. Pile Splices: Fill dowel holes and form the joint between pile sections with a Type AB Epoxy Compound in accordance with Specification Section 926. Use an Epoxy Bonding Compound or an Epoxy Mortar as recommended by the Manufacturer.



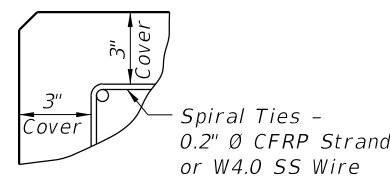
PILE PICK-UP DETAILS

STORAGE AND TRANSPORTATION SUPPORT DETAILS

TABLE OF MAXIMUM PILE PICK-UP AND SUPPORT LENGTHS							
	D = Square Pile Size (inches)					Required Storage and Transportation Detail	Pick-Up Detail
	12	14	18	24	30		
Maximum Pile Length (Feet)	48	52	59	68	87	2, 3, or 4 point	1 Point
	69	75	85	98	124	2, 3, or 4 point	2 Point
	99	107	121	140	178	3 or 4 point	3 Point



TYPICAL PILE SHAPE FOR MOLD FORMS



DETAIL SHOWING TYPICAL COVER

10/14/2019 4:01:42 PM