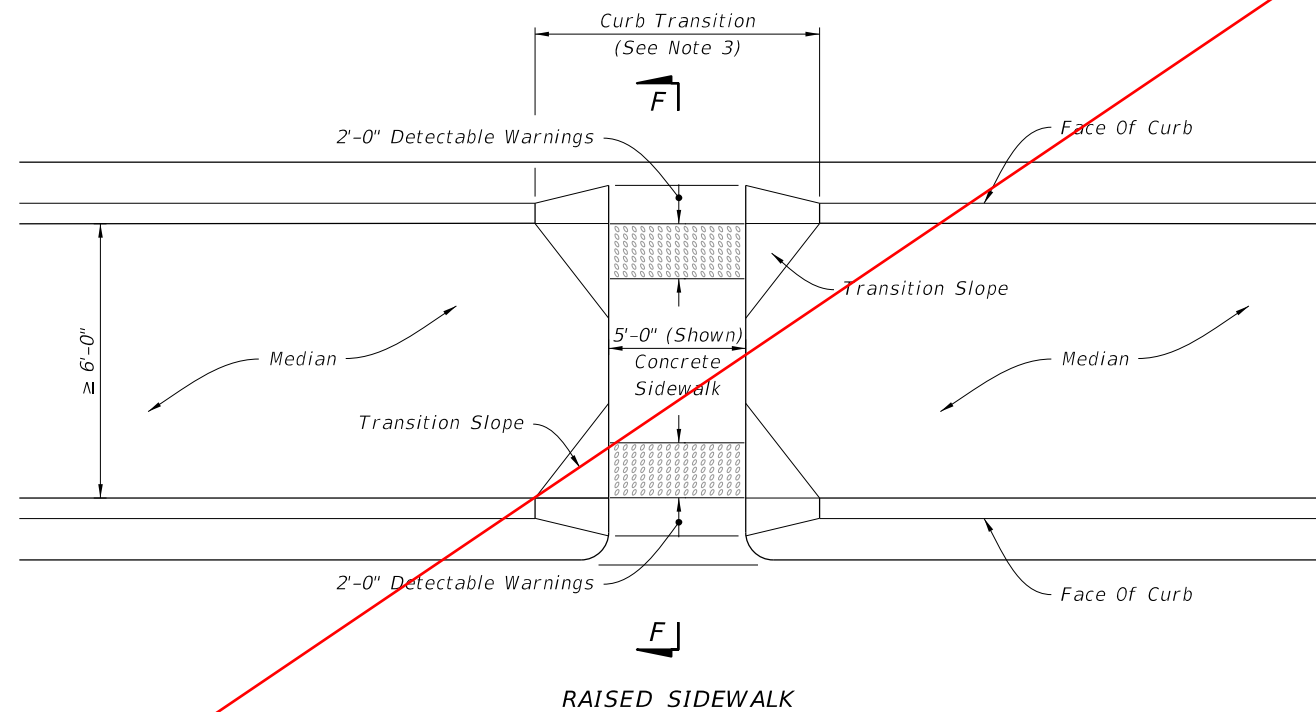


DEPRESSED SIDEWALK

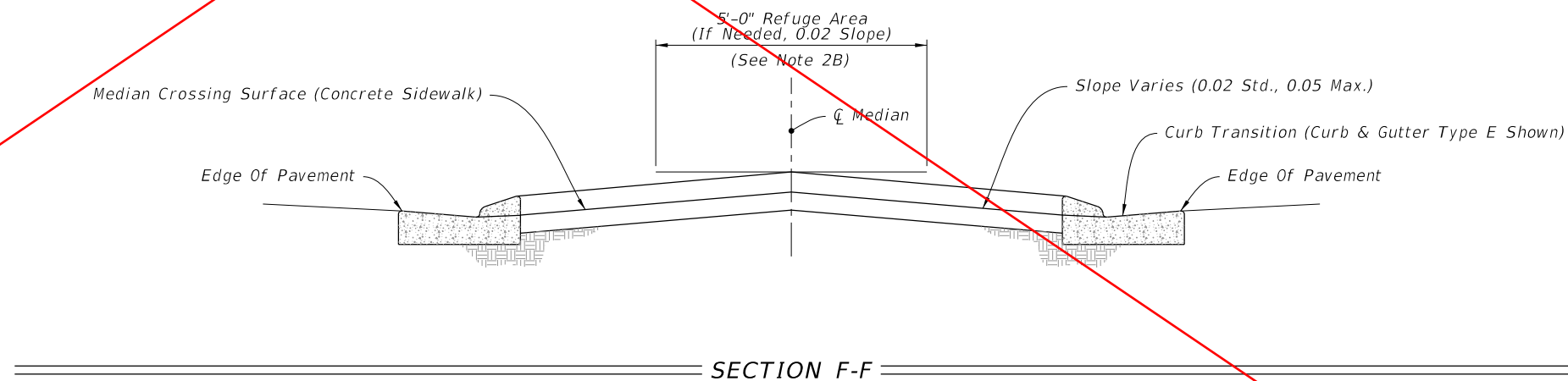


RAISED SIDEWALK

MEDIAN CROSSINGS

NOTES:


1. Cross Slope of the median crossing not to exceed 0.02.
2. Running Slopes:
 - A. Slopes ≤ 0.05 : For roadway cross sections where the Edge of Pavement elevation is the same for both directions of traffic, the median crossing running slopes (0.02 Typ.) should meet at the centerline of the median. For roadway cross sections with variable Edge of Pavement elevations, or to accommodate other construction in the median, the slopes may intersect off the centerline of the median.
 - B. Slopes > 0.05 : Provide a median refuge area (landing, 0.02 slope) for crossings with running slopes > 0.05 . The refuge area must extend the full width of the crossing and have a minimum length of 5 feet.
3. On existing facilities, remove and reconstruct curb transition for raised sidewalk with ramp.



DELETED SHEET

MEDIAN CROSSING

10/14/2019 11:15:56 AM

LAST REVISION 11/01/17	DESCRIPTION:	 FY 2020-21 STANDARD PLANS	DETECTABLE WARNINGS AND SIDEWALK CURB RAMPS	INDEX 522-002	SHEET 7 of 8
---------------------------	--------------	---	---	------------------	-----------------