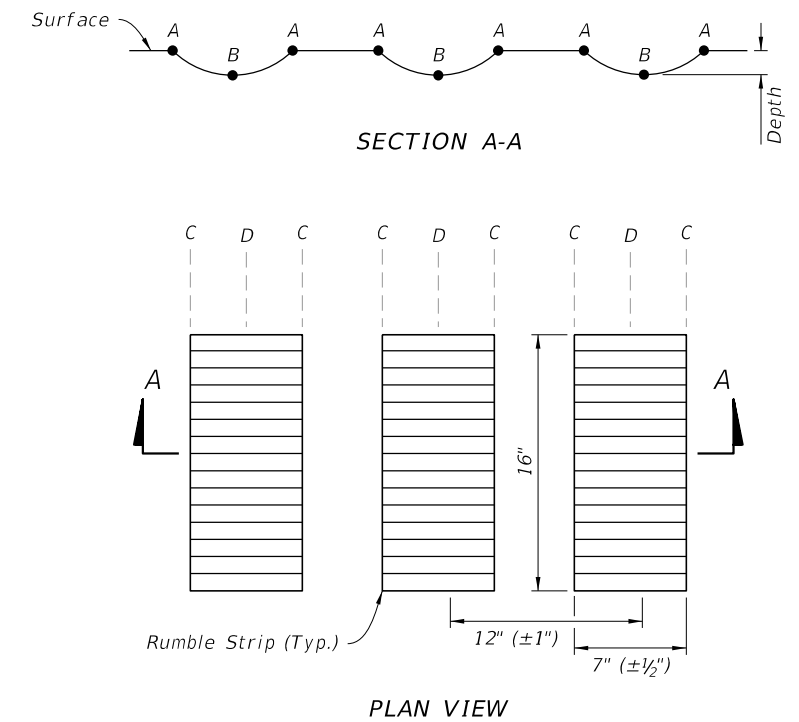
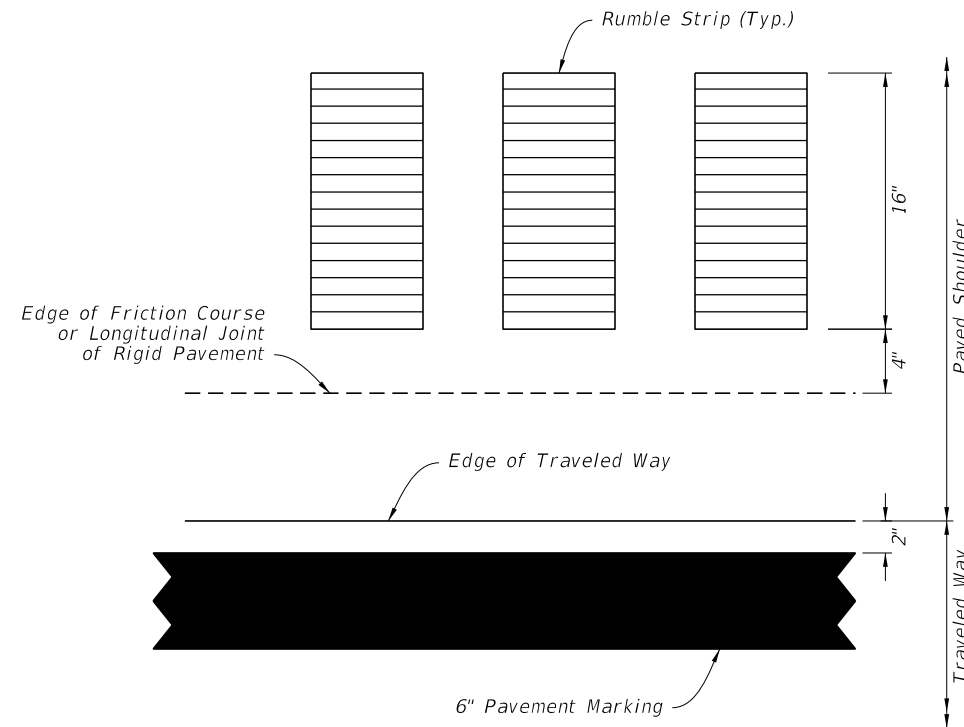


**NOTES:**

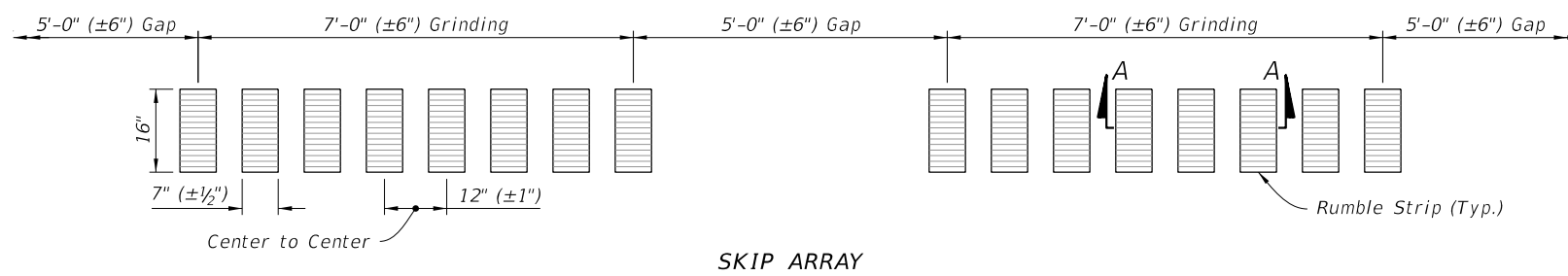
- When friction course extends more than 8" beyond the edge of the traveled way, blade off the extended friction course to the 8" line prior to rumble strip grinding.
- Use the continuous array on both inside and outside shoulders 1,000 feet in advance of bridge ends or back to the gore recovery area for mainline interchange bridges. Use the skip array for all other locations.
- Exclude rumble strips at the following locations:
  - At mainline tolling areas, terminate rumble strips at the end of the mainline normal section.
  - At All Electronic Tolling (AET) facilities, terminate rumble strips within 50 feet of the centerline of the overhead gantry.
  - On outside shoulders of entrance ramp terminals, terminate rumble strips at the point of the physical gore and resume at the end of the acceleration lane taper.
  - On outside shoulders of exit ramp terminals, terminate rumble strips at the start of the deceleration lane taper and resume at the point of the physical gore.
  - On approaches to bridges, terminate rumble strips at the approach slab joint.
  - On either side of median crossover openings, terminate rumble strips within 400 feet.

RUMBLE STRIP DEPTH TABLE	
LOCATION	DEPTH FROM SURFACE (IN.)
A	0
B	$\frac{9}{16}$ ( $\pm\frac{1}{16}$ )

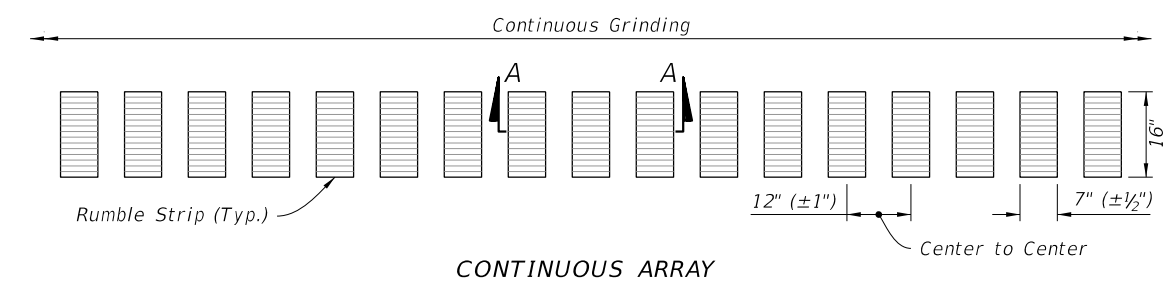


**RUMBLE STRIP PLACEMENT**  
(Plan View)

**RUMBLE STRIP DETAILS**



**SKIP ARRAY**



**CONTINUOUS ARRAY**

**RUMBLE STRIP ARRAY DETAILS**

**LIMITED ACCESS ROADWAYS**

LAST REVISION  
04/04/18

DESCRIPTION:



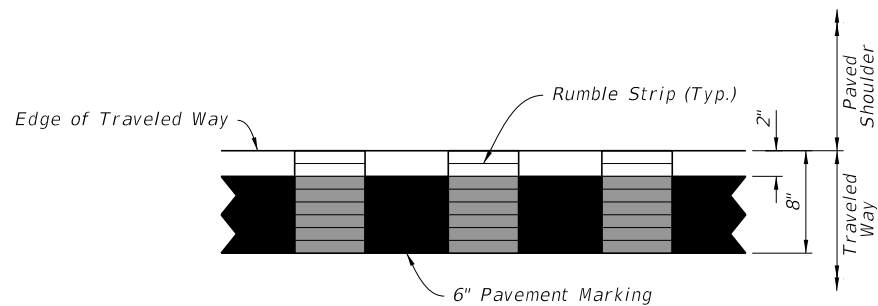
FY 2019-20  
STANDARD PLANS

GROUND-IN RUMBLE STRIPS

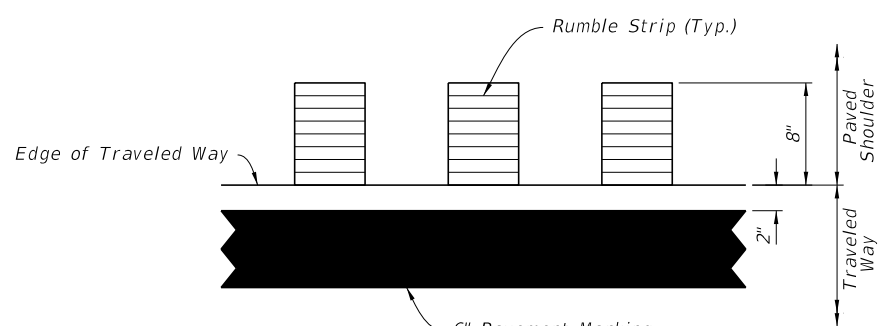
INDEX  
546-010

SHEET  
1 of 3

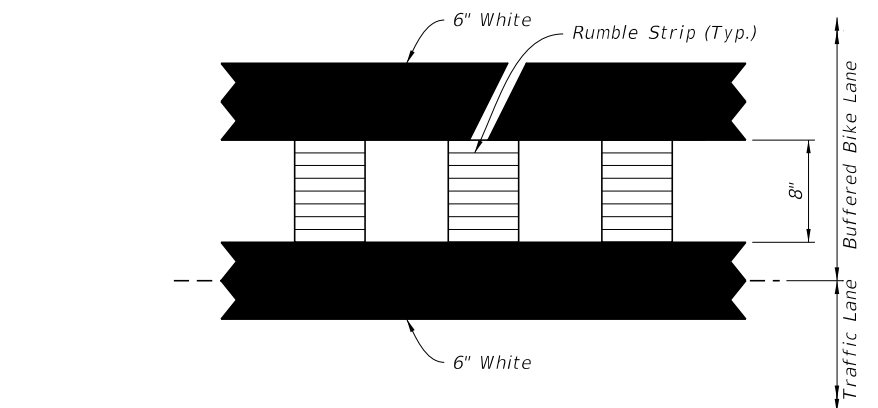
10/18/2018 11:32:42 AM



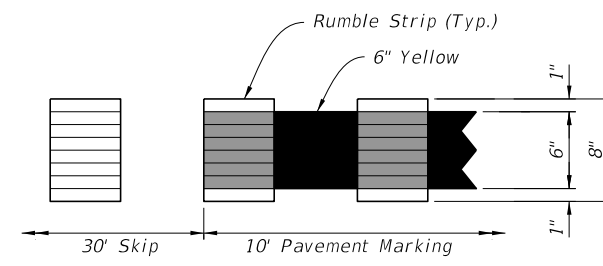
**TYPE "A1"**  
(Plan View)



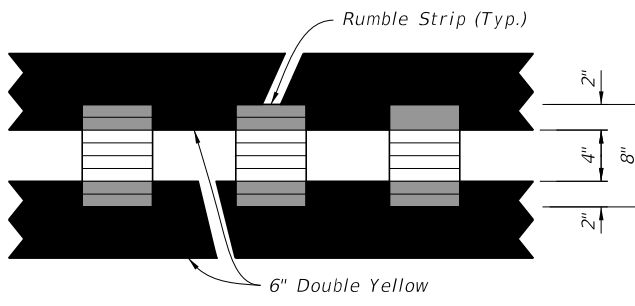
**TYPE "B1"**  
(Plan View)



**TYPE "C1"**  
(Plan View)

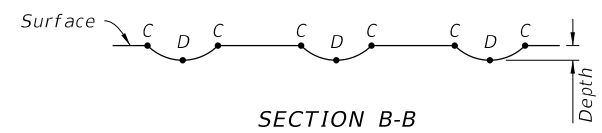


**TYPE "D1" - PASSING**  
(Plan View)

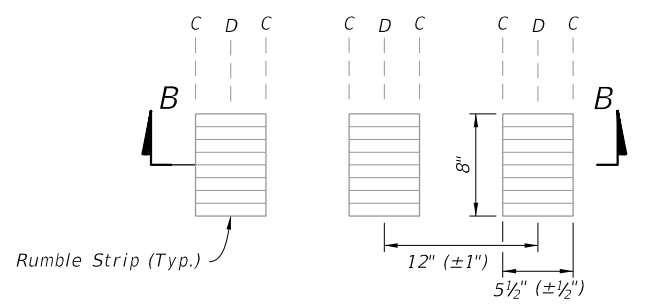


**TYPE "D1" - NO PASSING**  
(Plan View)

RUMBLE STRIP DEPTH TABLE	
LOCATION	DEPTH FROM SURFACE (IN.)
C	0
D	$\frac{3}{16}$ ( $\pm \frac{1}{16}$ )



SECTION B-B

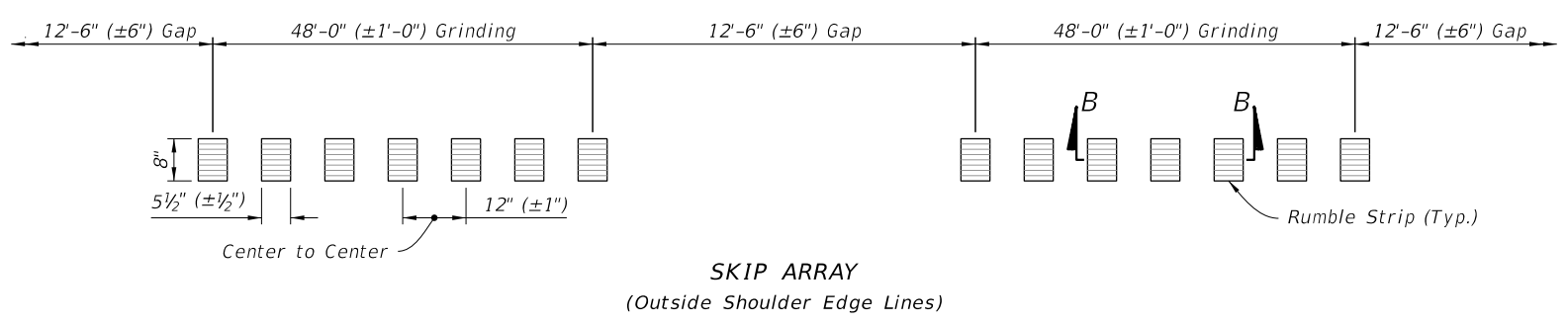


PLAN VIEW

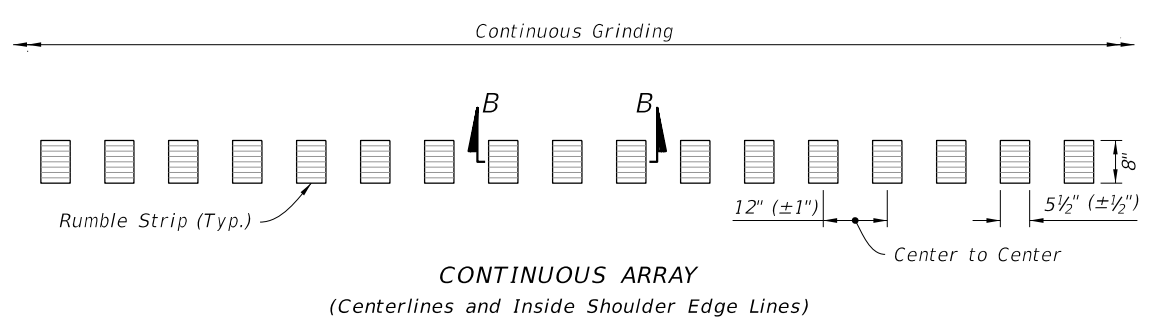
EDGE LINE RUMBLE STRIP PLACEMENT TYPES

CENTERLINE RUMBLE STRIP PLACEMENT TYPES

RUMBLE STRIP DETAILS



**SKIP ARRAY**  
(Outside Shoulder Edge Lines)



**CONTINUOUS ARRAY**  
(Centerlines and Inside Shoulder Edge Lines)

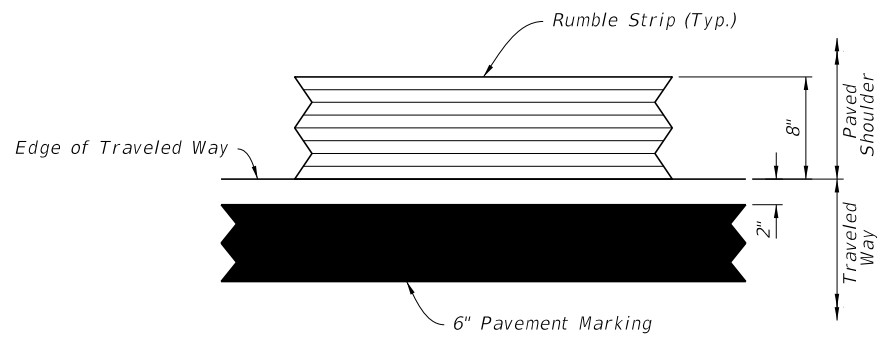
RUMBLE STRIP ARRAY DETAILS

**NOTE:**  
See the Plans for the Placement Type to be used.

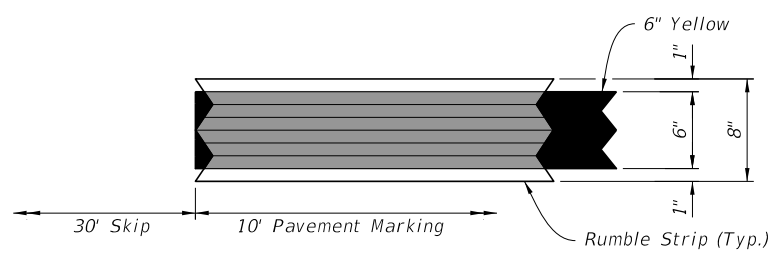
**CYLINDRICAL FOR ARTERIALS AND COLLECTORS**

10/18/2018 11:32:43 AM

LAST REVISION 04/04/18	DESCRIPTION:		FY 2019-20 STANDARD PLANS	GROUND-IN RUMBLE STRIPS	INDEX 546-010	SHEET 2 of 3
REVISION						



**TYPE "B2"**  
(Plan View)

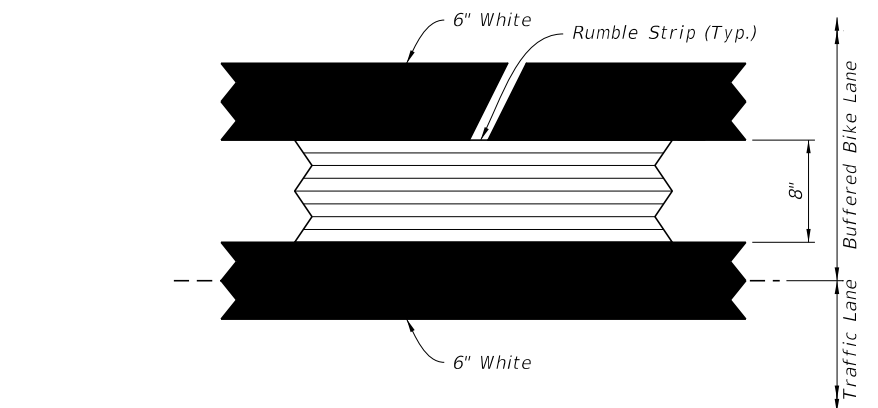


**TYPE "D2" - PASSING**  
(Plan View)

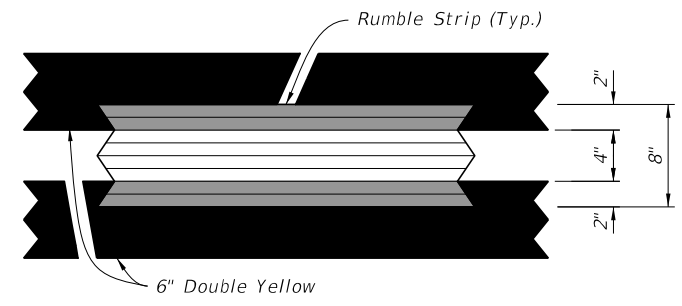
RUMBLE STRIP DEPTH TABLE	
LOCATION	DEPTH FROM SURFACE (IN.)
E	0
F	1/16
G	15/32
H	9/32
I	5/16



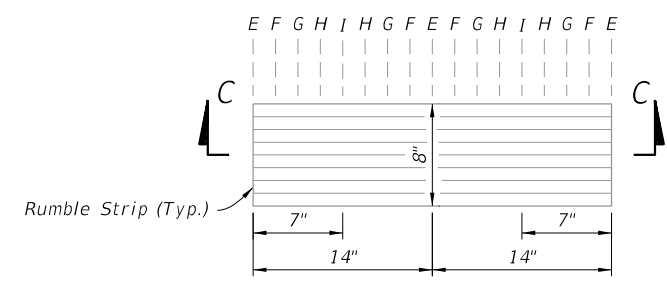
**SECTION C-C**



**TYPE "C2"**  
(Plan View)



**TYPE "D2" - NO PASSING**  
(Plan View)

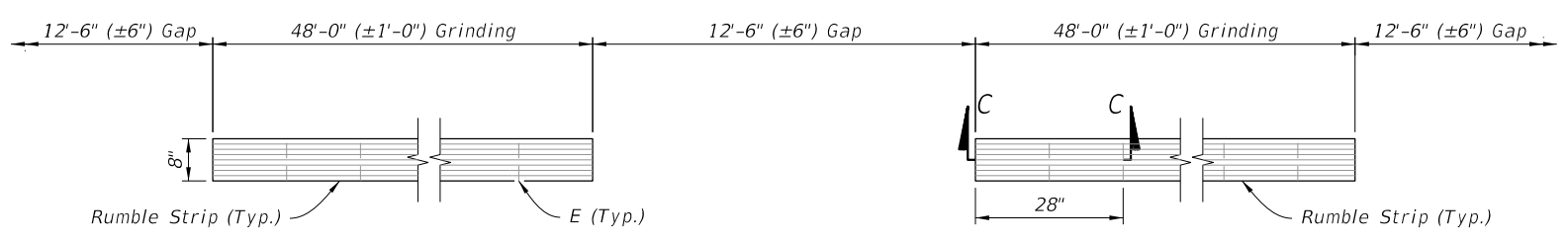


**PLAN VIEW**

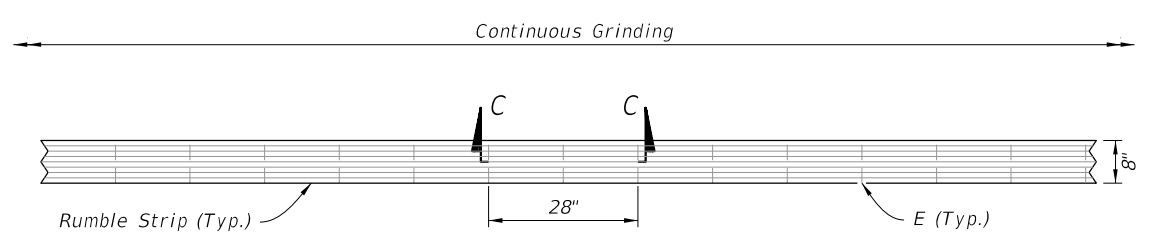
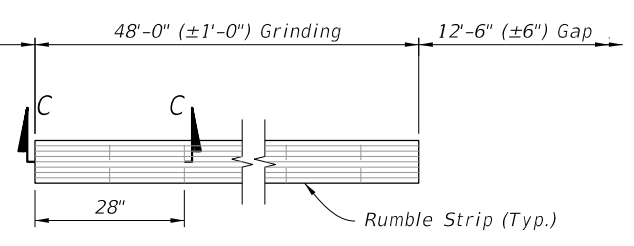
**EDGE LINE RUMBLE STRIP PLACEMENT TYPES**

**CENTERLINE RUMBLE STRIP PLACEMENT TYPES**

**RUMBLE STRIP DETAILS**



**SKIP ARRAY**  
(Outside Shoulder Edge Lines)



**CONTINUOUS ARRAY**  
(Centerlines and Inside Shoulder Edge Lines)

**RUMBLE STRIP ARRAY DETAILS**

**NOTE:**  
See the Plans for the Placement Type to be used.

**SINUSOIDAL FOR ARTERIALS AND COLLECTORS**

10/18/2018 11:32:43 AM

LAST REVISION 04/04/18	DESCRIPTION:		FY 2019-20 STANDARD PLANS	<b>GROUND-IN RUMBLE STRIPS</b>	INDEX 546-010	SHEET 3 of 3