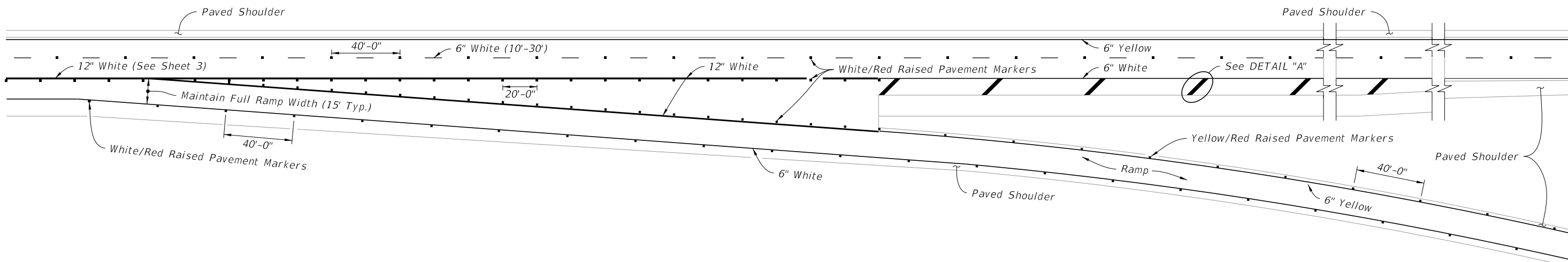
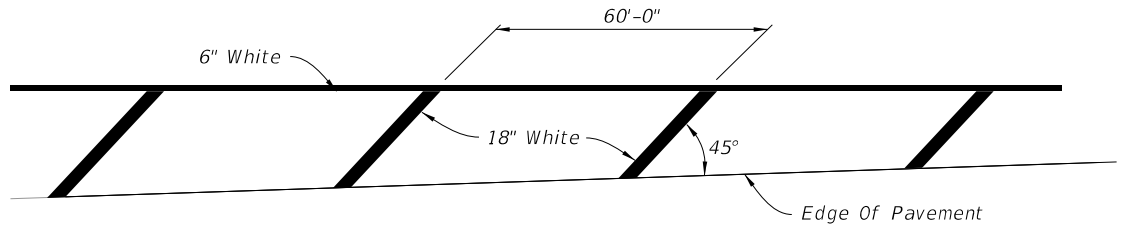


TWO THRU LANES



THREE APPROACH LANES - TWO THRU LANES



DETAIL "A"

GENERAL NOTES:

1. Make the traffic face of the raised pavement marker (RPM) the same color as the pavement marking that it is supplementing.
2. See Index 706-001 for additional information on RPMs.

SINGLE LANE RAMPS - EXIT TERMINALS

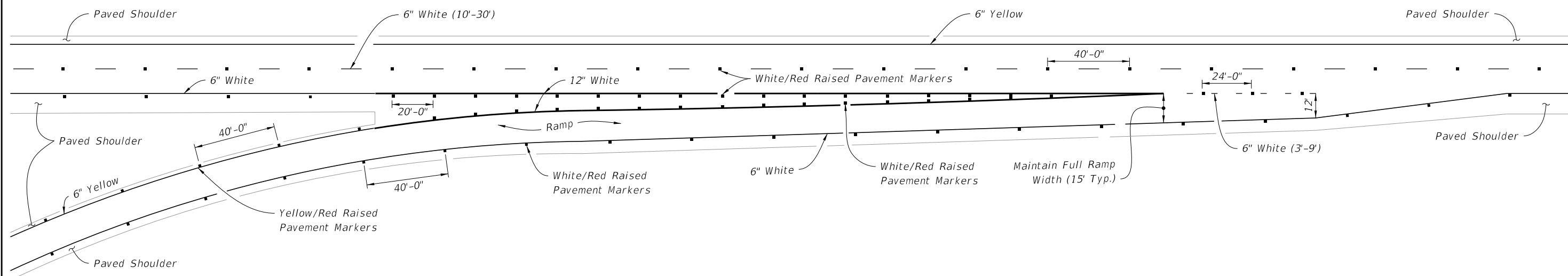
10/16/2017 10:45:17 AM

LAST REVISION 11/01/17	DESCRIPTION:
---------------------------	--------------

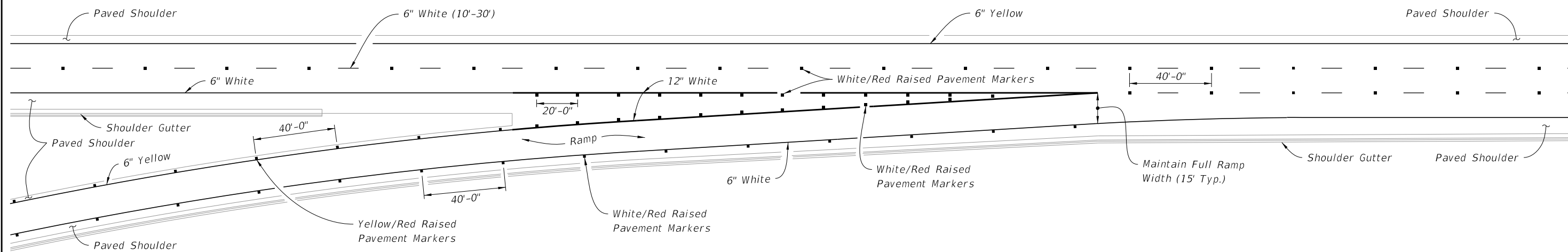

**FY 2018-19
STANDARD PLANS**

INTERCHANGE MARKINGS

INDEX 711-003	SHEET 1 of 7
------------------	-----------------




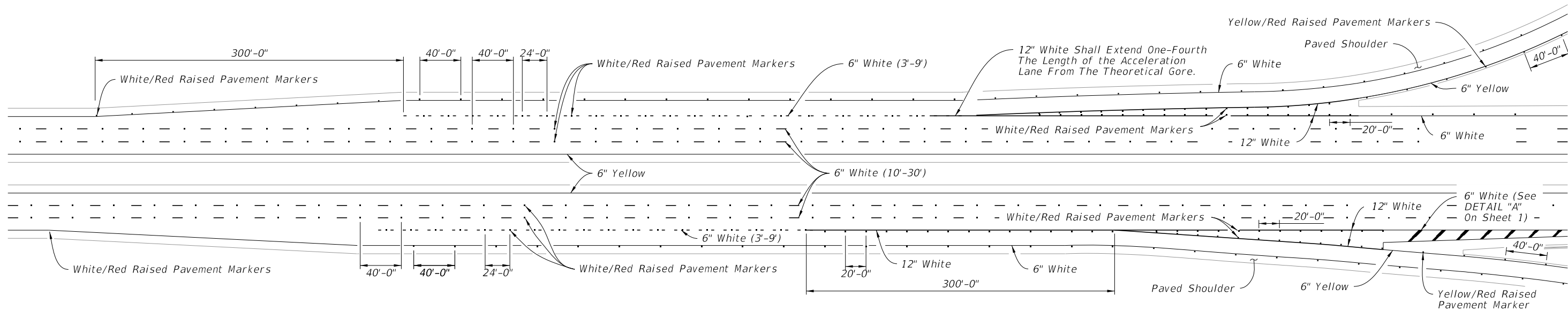
TAPER - TYPE ENTRANCE



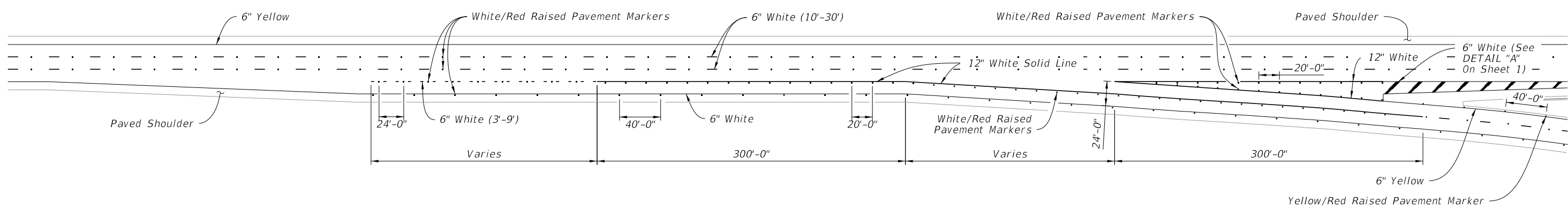
PARALLEL - TYPE ENTRANCE

10/16/2017 10:45:17 AM

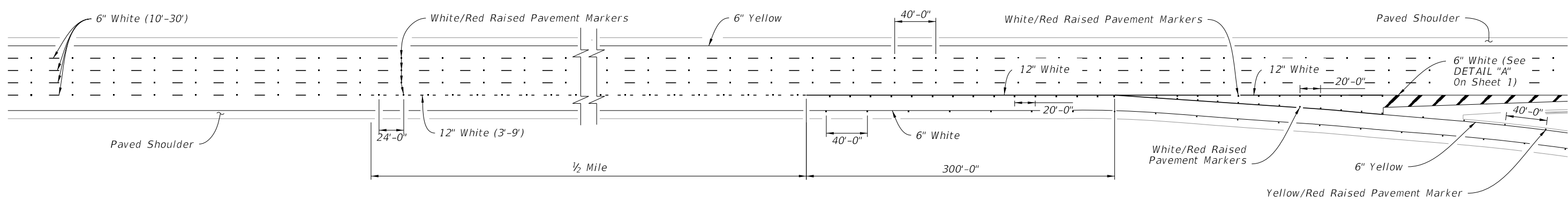
LAST REVISION 11/01/17	REVISION DESCRIPTION:	 FY 2018-19 STANDARD PLANS	INTERCHANGE MARKINGS	INDEX 711-003	SHEET 2 of 7
---------------------------	--------------------------	--	----------------------	------------------	-----------------



PARALLEL ACCELERATION AND DECELERATION LANE




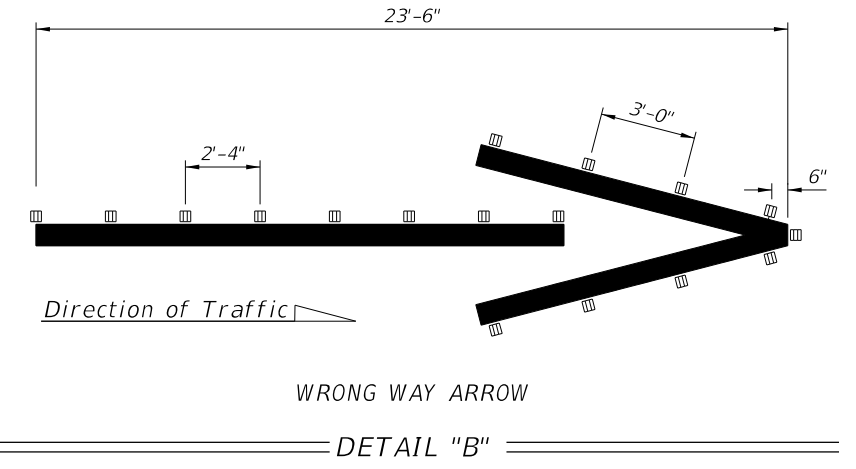
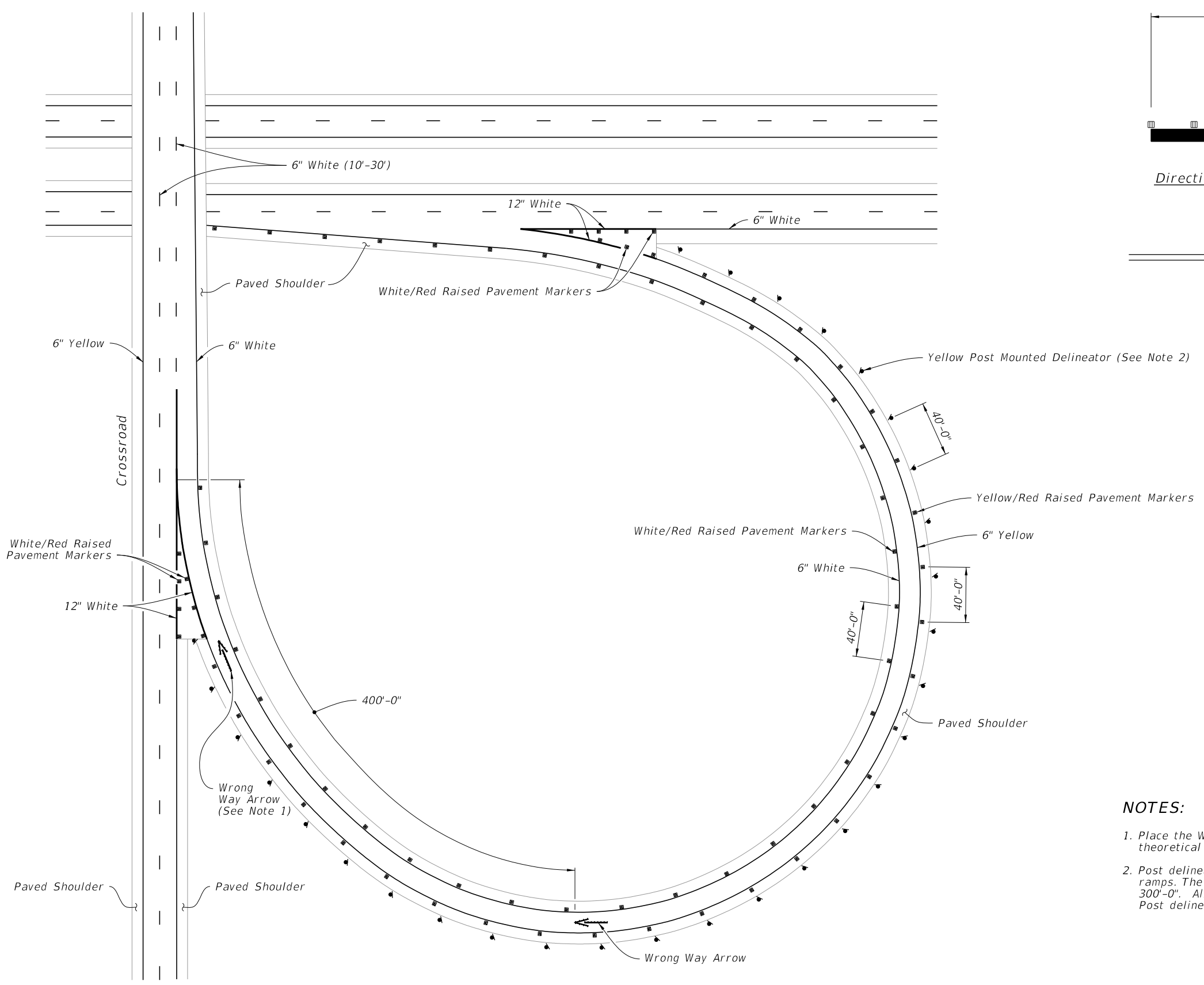
TYPICAL MARKINGS AT DUAL LANE EXITS



TYPICAL LANE DROP MARKINGS AT EXIT RAMP

10/16/2017 10:45:17 AM

LAST REVISION 11/01/17	REVISION	DESCRIPTION:	 FY 2018-19 STANDARD PLANS	INTERCHANGE MARKINGS	INDEX 711-003	SHEET 3 of 7
---------------------------	----------	--------------	---	----------------------	------------------	-----------------

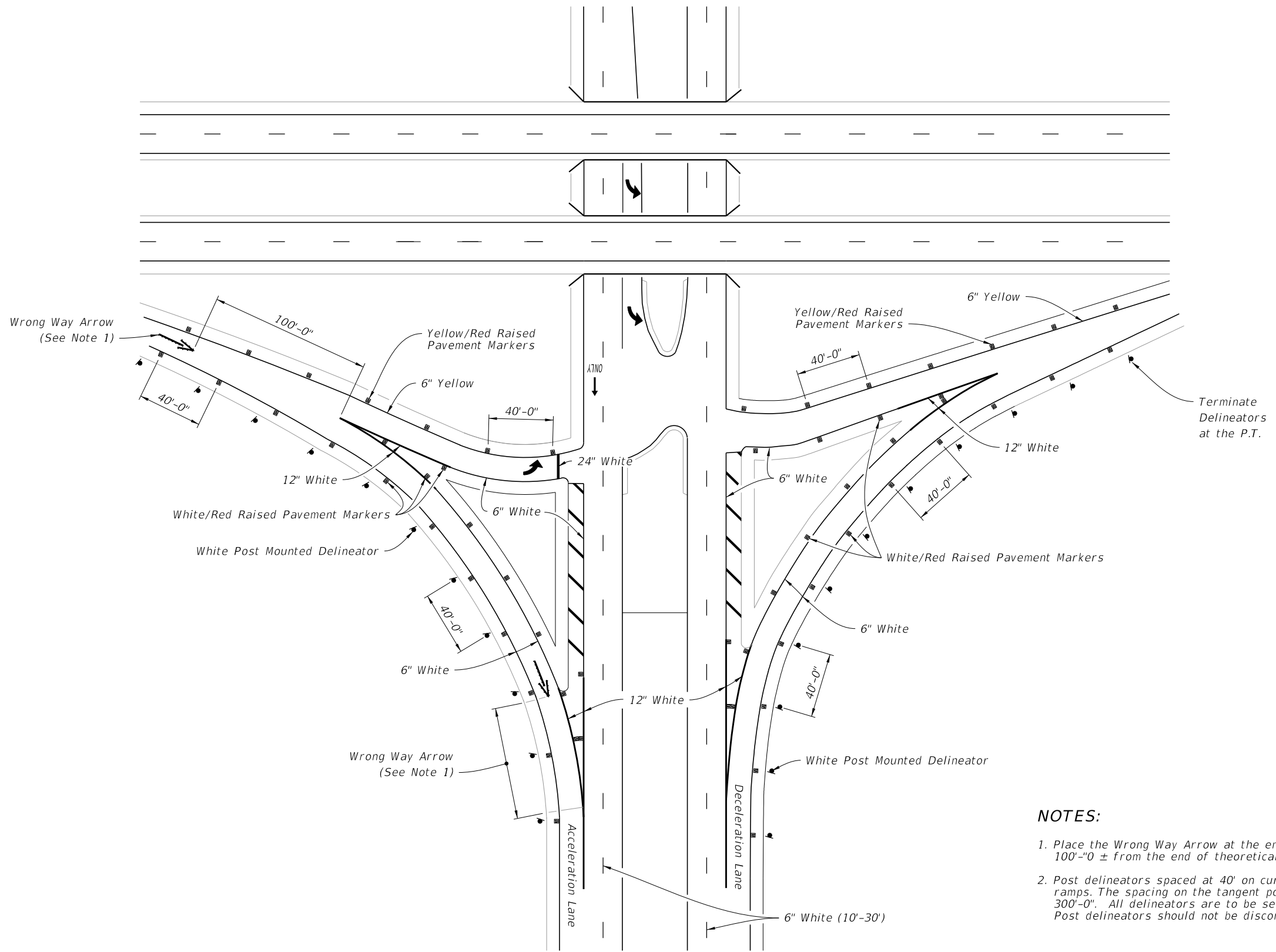


- NOTES:**
1. Place the Wrong Way Arrow at the physical gore or 100'-0" from the theoretical gore.
 2. Post delineators spaced at 40' on curves of the entrance and exit of ramps. The spacing on the tangent portion of the ramp section is 300'-0". All delineators are to be setback 4' from shoulder break. Post delineators should not be discontinued in sections with guardrail.

TYPICAL CURVED EXIT RAMPS

10/16/2017 10:45:18 AM

LAST REVISION 11/01/17	REVISION	DESCRIPTION:	 FY 2018-19 STANDARD PLANS	INTERCHANGE MARKINGS	INDEX 711-003	SHEET 4 of 7
---------------------------	----------	--------------	--	----------------------	------------------	-----------------



NOTES:

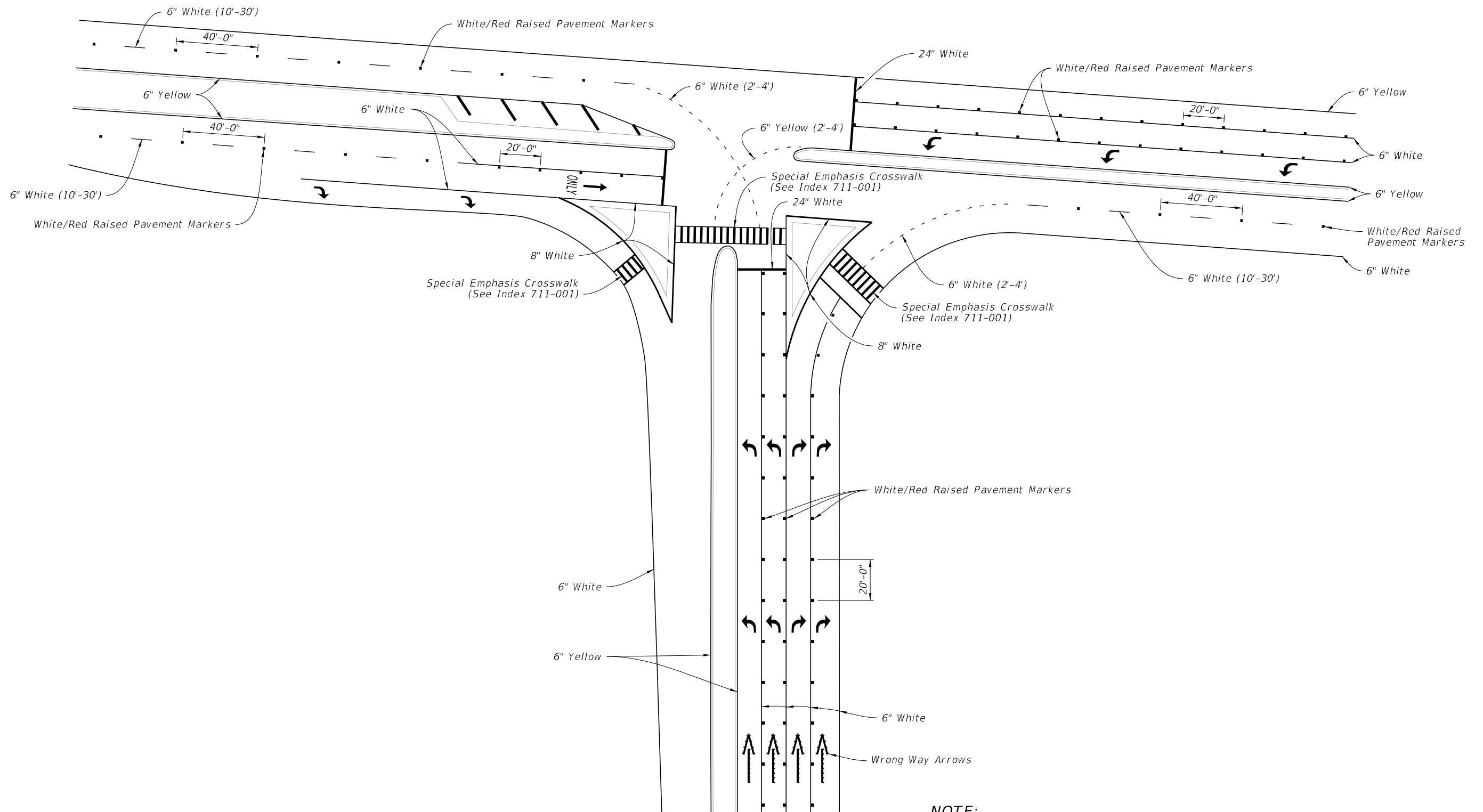
1. Place the Wrong Way Arrow at the end of the physical gore or 100'-0" ± from the end of theoretical gore.
2. Post delineators spaced at 40' on curves of the entrance and exit of ramps. The spacing on the tangent portion of the ramp section is 300'-0". All delineators are to be setback 4' from shoulder break. Post delineators should not be discontinued in sections with guardrail.

TYPICAL INTERSECTION

10/16/2017 10:45:18 AM

LAST REVISION 11/01/17	REVISION	DESCRIPTION:	 FY 2018-19 STANDARD PLANS	INTERCHANGE MARKINGS	INDEX 711-003	SHEET 5 of 7
---------------------------	----------	--------------	--	----------------------	------------------	-----------------

10/16/2017 10:45:19 AM



NOTE:
Do not place wrong way arrows in between consecutive directional arrows.

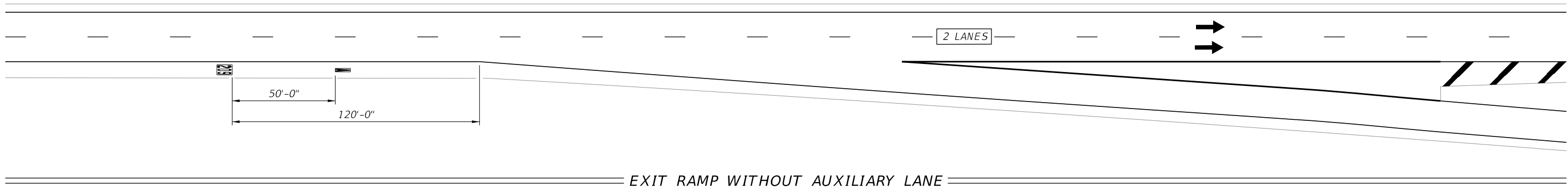
===== TYPICAL PARTIAL CLOVERLEAF/TRUMPET EXIT RAMP =====

LAST REVISION 11/01/17	REVISION	DESCRIPTION:
------------------------------	----------	--------------

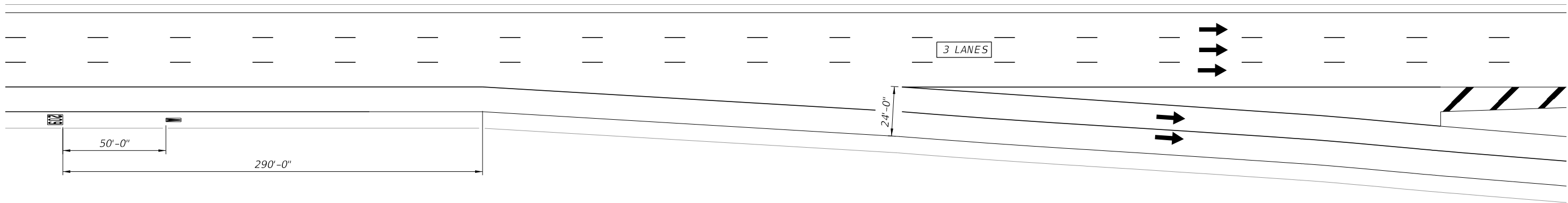

**FY 2018-19
STANDARD PLANS**

INTERCHANGE MARKINGS

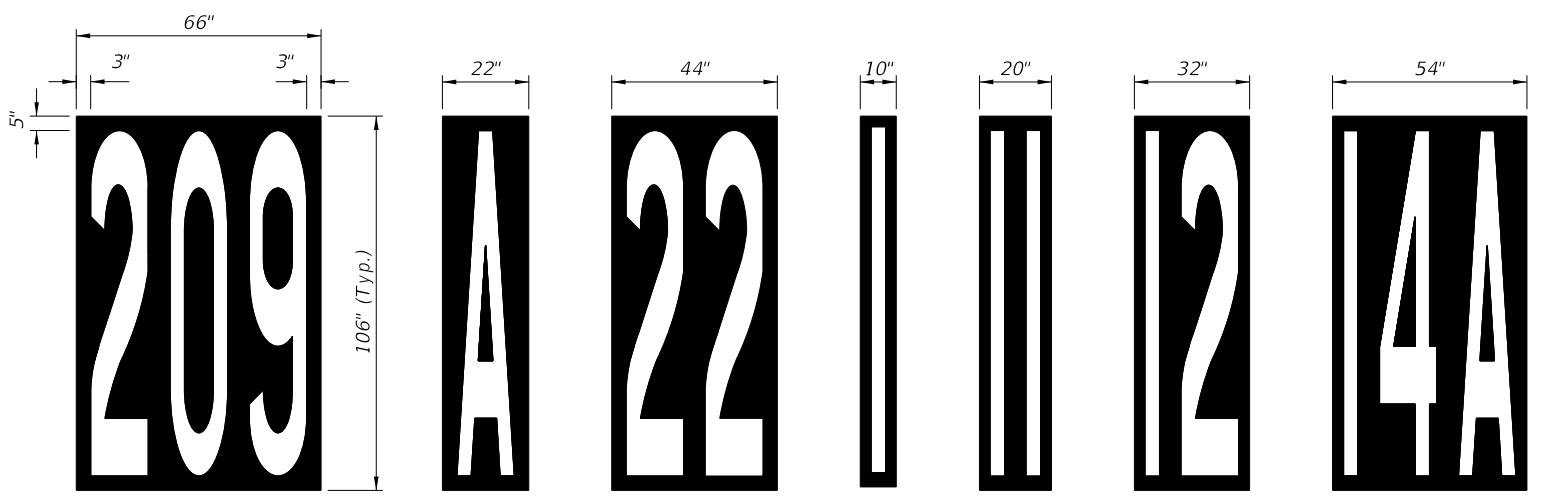
INDEX 711-003	SHEET 6 of 7
-------------------------	------------------------




EXIT RAMP WITHOUT AUXILIARY LANE



EXIT RAMP WITH AUXILIARY LANE



MAT DIMENSIONS



MESSAGE SIZE AND SPACING

NOTES:

1. This Index shows layouts for 1, 2, and 3 digit numbers and letters.
2. The message consist of white letters and numbers with black contrasting material.
3. The "EXIT NUMBER" position remains the same distance from the beginning of taper regardless of the number of lines of information.
4. All Grids are 4" x4".

10/16/2017 10:45:19 AM

LAST REVISION 11/01/17	REVISION	DESCRIPTION:	 FY 2018-19 STANDARD PLANS	INTERCHANGE MARKINGS	INDEX 711-003	SHEET 7 of 7
---------------------------	----------	--------------	--	----------------------	------------------	-----------------