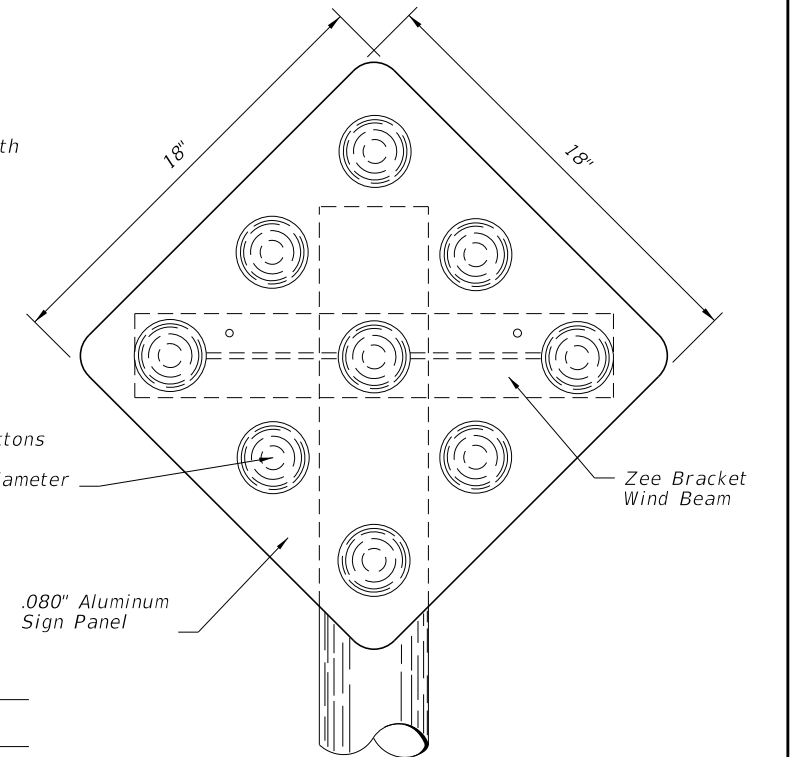
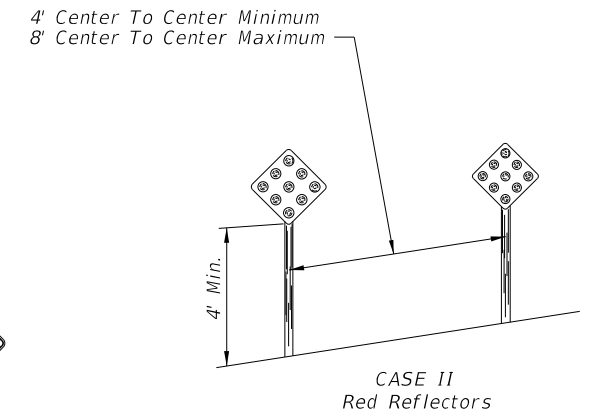
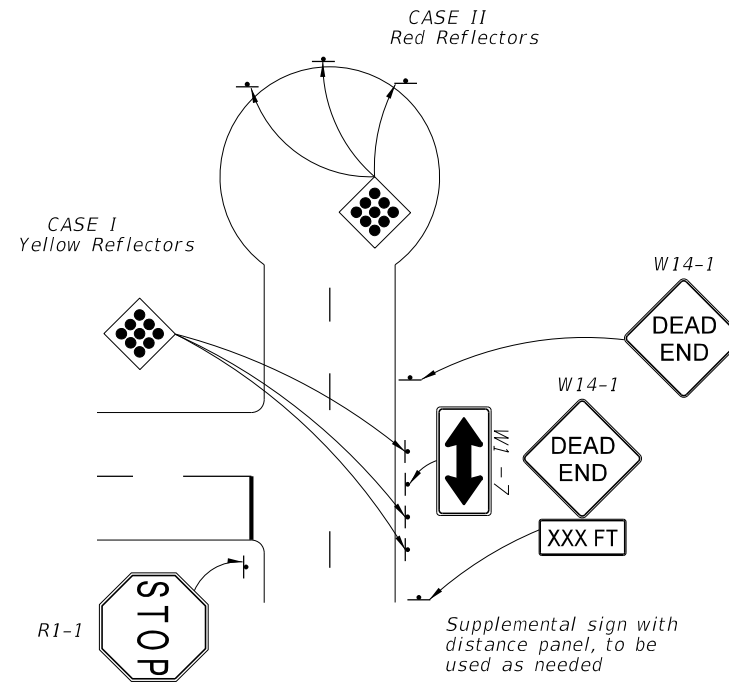
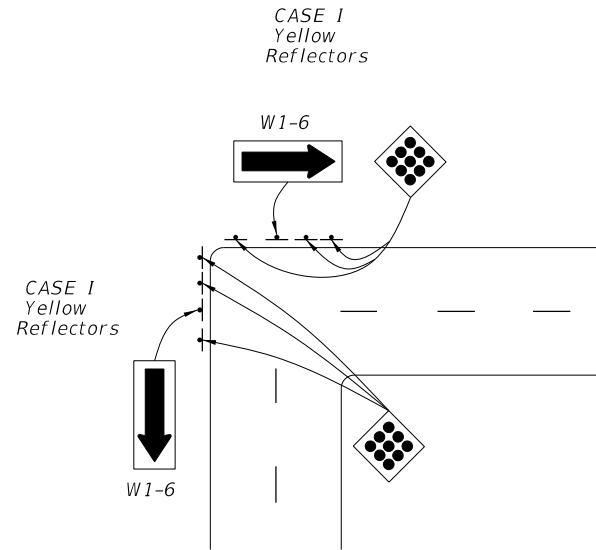


CASE I Type 1 Object Markers shall consist of nine yellow reflectors mounted on a yellow reflective background or consist of a retroreflective panel of the same size.

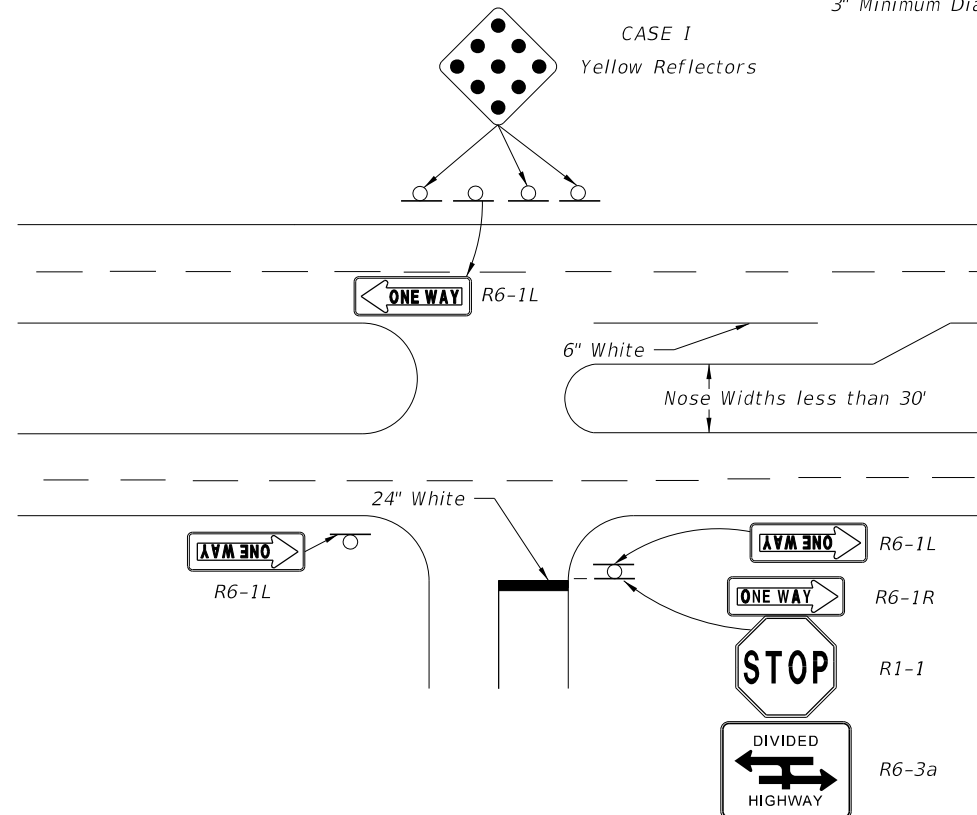
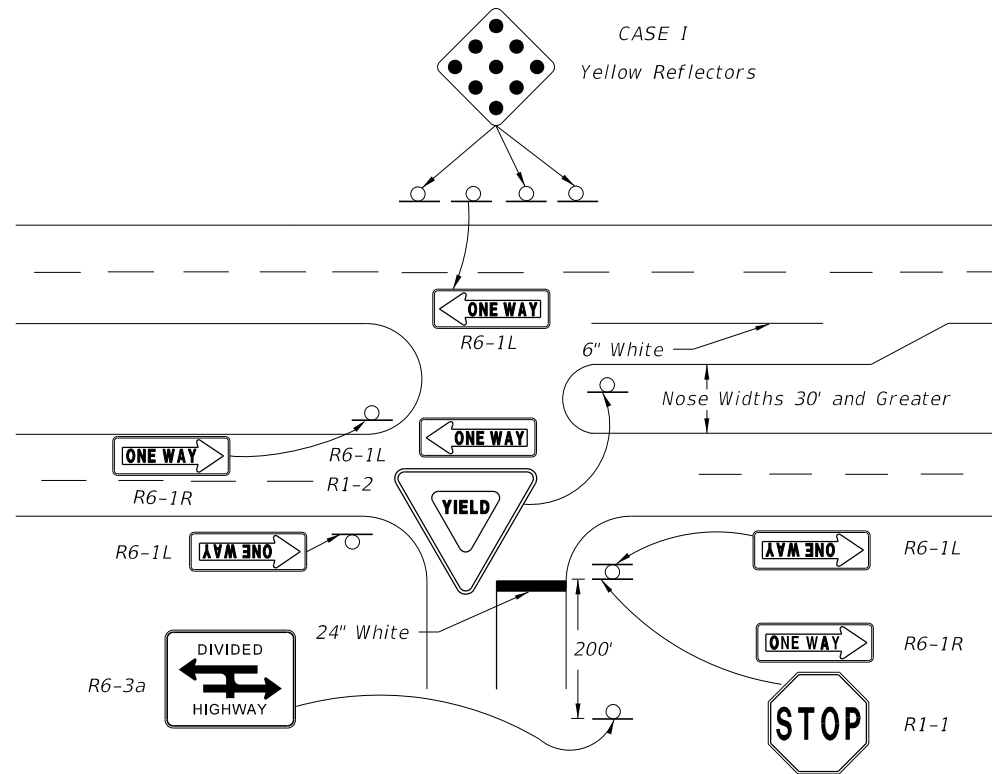
CASE II End of Road Markers shall consist of nine red reflectors mounted on a red reflective background or consist of a retroreflective panel of the same size.

NOTES:

1. This index applicable to residential and minor streets only. Major streets to be evaluated on a case by case basis.
2. "T"-intersection-Two-Way arrows and reflectors are optional. The need should be based on a review of each location.
3. For additional details on aluminum round post, sign panel material and bolts, nuts and washers see Index 700-010.
4. Case I Installation - The arrow panels and object markers shall be located approximately 20', but not less than 12' from the edge of the travel lane.
5. Dead end sign shall be posted a sufficient advance distance to permit the vehicle operator to avoid the dead end by turning off, if possible, at the nearest intersecting street.
6. For pavement marking see Index 711-001.
7. No guardrail is required unless special field conditions require its use.



Object markers shall be installed on 2" Ø x 1/8" Aluminum Round Post.
 3/8" Ø Aluminum Button Head Bolt with Nut and Lockwasher or 1/2" Ø Stainless Steel Hex Head Bolt with Flat Washer under Head and Lockwasher under Nut. Post foundation shall be installed in accordance with Index 700-010.



10/16/2017 2:48:22 PM

LAST REVISION 11/01/17	REVISION	DESCRIPTION:		FY 2018-19 STANDARD PLANS	TRAFFIC CONTROLS FOR STREET TERMINATIONS	INDEX 700-109	SHEET 1 of 1
---------------------------	----------	--------------	--	------------------------------	--	------------------	-----------------