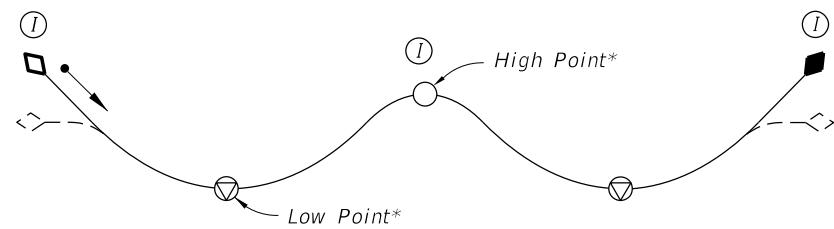
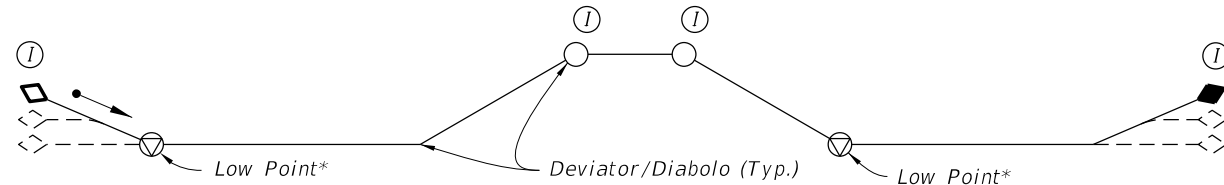


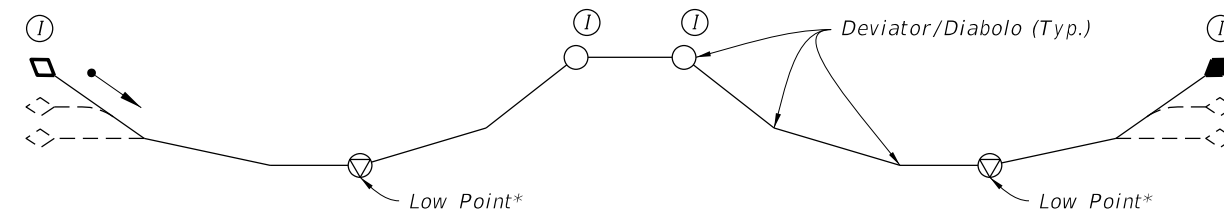
TYPICAL PROFILES FOR TENDONS WITH FLEXIBLE FILLER



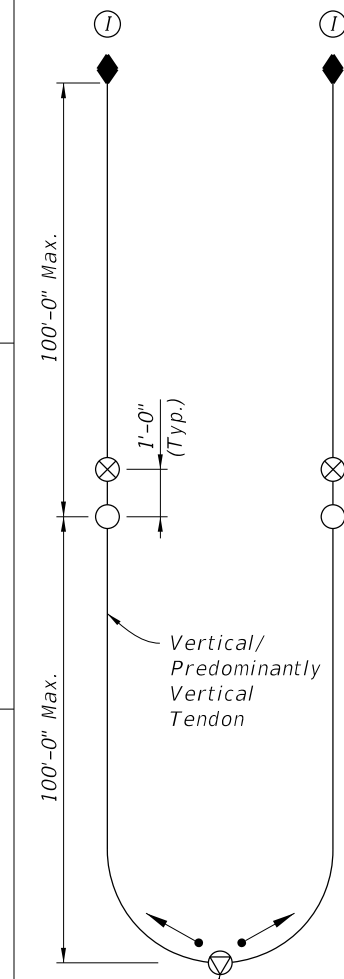
**Profile F1**  
(2 Span Profile shown; Profiles for 3 or more Spans similar)



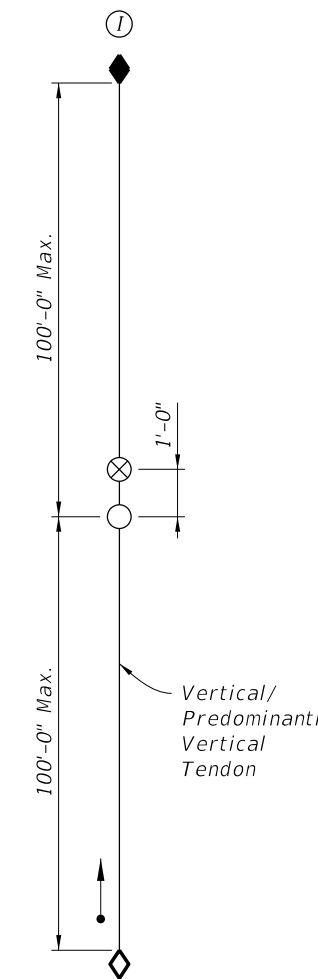
**Profile F2**  
(2 Span Profile shown; Profiles for 3 or more Spans similar)



**Profile F3**  
(2 Span Profile shown; Profiles for 3 or more Spans similar)



**Profile F8**

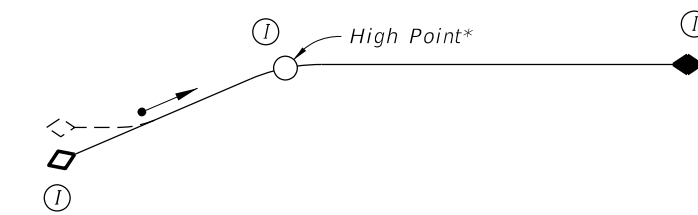


**Profile F9**

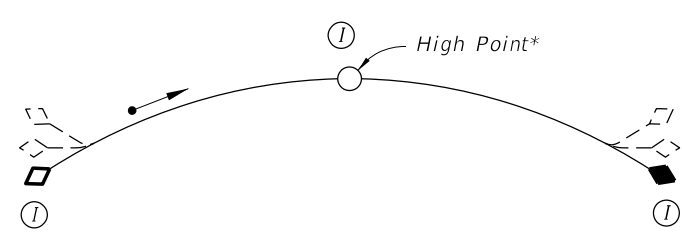
**LEGEND:**

- Strand, Wire or Bar Tendon
- ◊ Anchorage with Filler Inlet at lower end of Tendon
- ◆ Anchorage with Filler Outlet at higher end of Tendon
- ⋈ Alternate tendon profile immediately adjacent to Anchorage
- ⊗ Supplementary Filler Inlet
- Filler Port / Outlet
- ▽ Drain (See Specifications Section 462 for additional Drain location requirements)
- Direction of Filler Flow
- Ⓜ Inspection Location

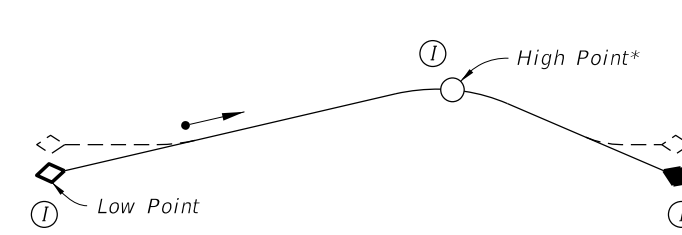
\* Adjust location to coincide with the true high or low point(s) of the tendon.



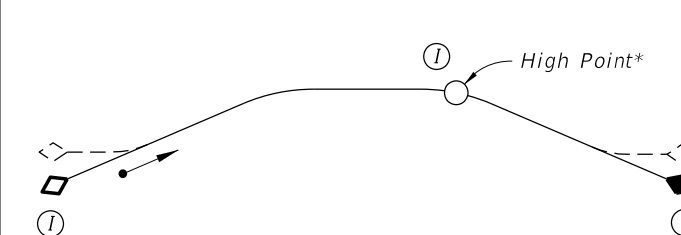
**Profile F12**



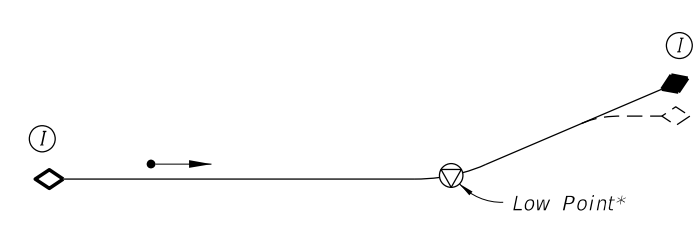
**Profile F4**



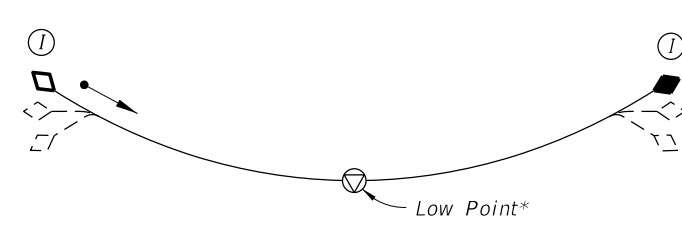
**Profile F6**



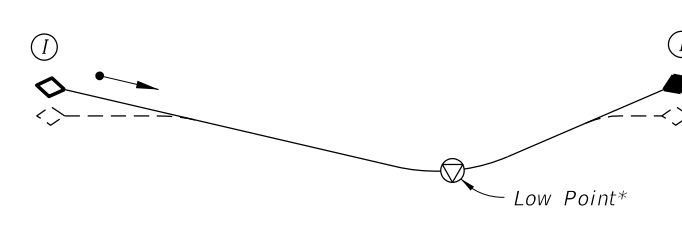
**Profile F10**



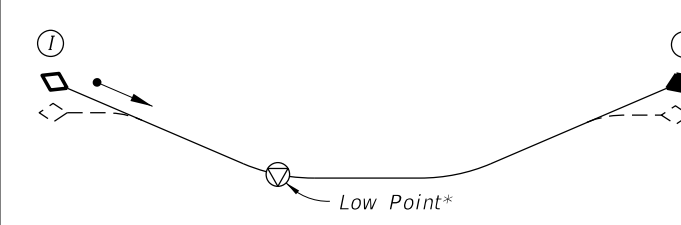
**Profile F13**



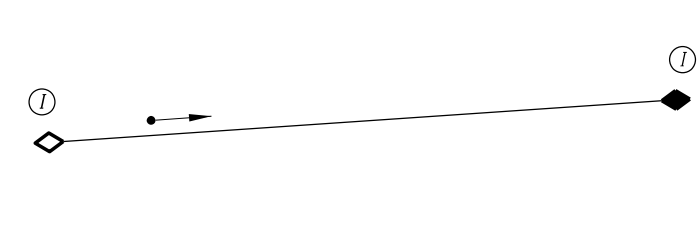
**Profile F5**



**Profile F7**



**Profile F11**

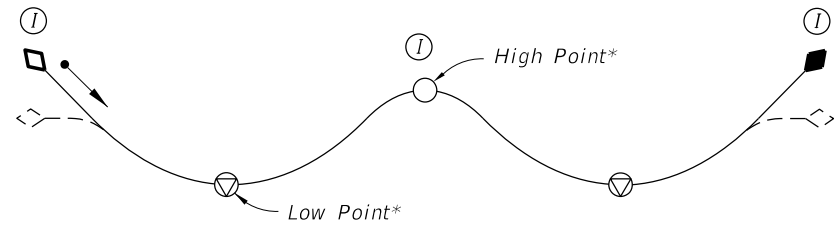


**Profile F14**

10/25/2017 4:24:40 PM

TYPICAL PROFILES FOR TENDONS WITH GROUT FILLER

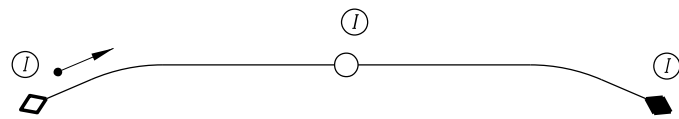
NOTE: See Sheet 1 of 2 for Typical Profiles for Tendons with Flexible Filler and for Legend of Symbols.



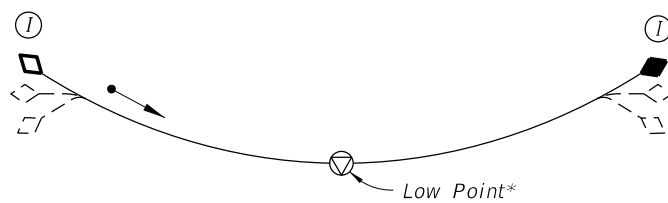
**Profile G1**  
(2 Span Profile shown; Profiles for 3 or more Spans similar)



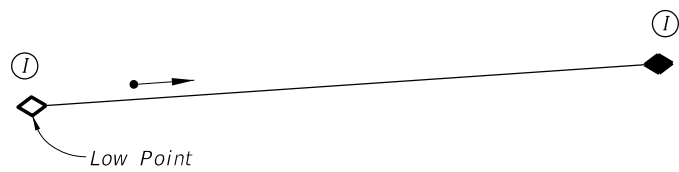
**Profile G2**  
(Profile for Single Cell Box shown; Profiles for Multiple Cell Boxes similar)



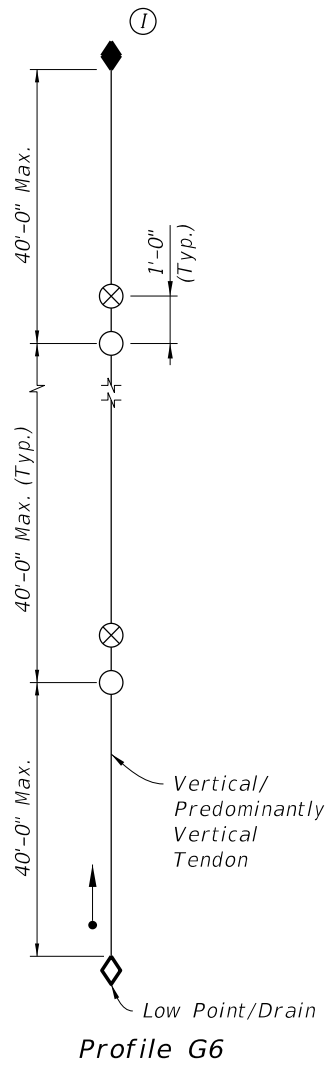
**Profile G3**



**Profile G4**



**Profile G5**



**Profile G6**

10/25/2017 4:24:40 PM

LAST REVISION 7/22/16	REVISION	DESCRIPTION:
-----------------------------	----------	--------------



FY 2018-19  
STANDARD PLANS

POST-TENSIONING TENDON PROFILES

INDEX  
462-001

SHEET  
2 of 2