



Florida Commission for the Transportation Disadvantaged

Commission Business Meeting
June 15, 2023



Please Stand for the Pledge of Allegiance

Meeting Rules

- This is a **public** meeting under Florida's Government in the Sunshine Act.
- This meeting is being recorded.
- All audio and phone lines are muted.
- Speakers that submitted a public comment form will be selected first.
- Webinar speakers must unmute their line when called on by the chair.
- Phone participants will be instructed on unmuting their phone lines.
- All speakers during public input will be limited to 5 minutes.

A large, stylized graphic in the background. It features a yellow sun with several triangular rays on the left, a large green leaf with a white vein on the right, and a teal wavy shape at the bottom. The text 'Charlotte County Transit' is overlaid on the sun.

Charlotte County Transit

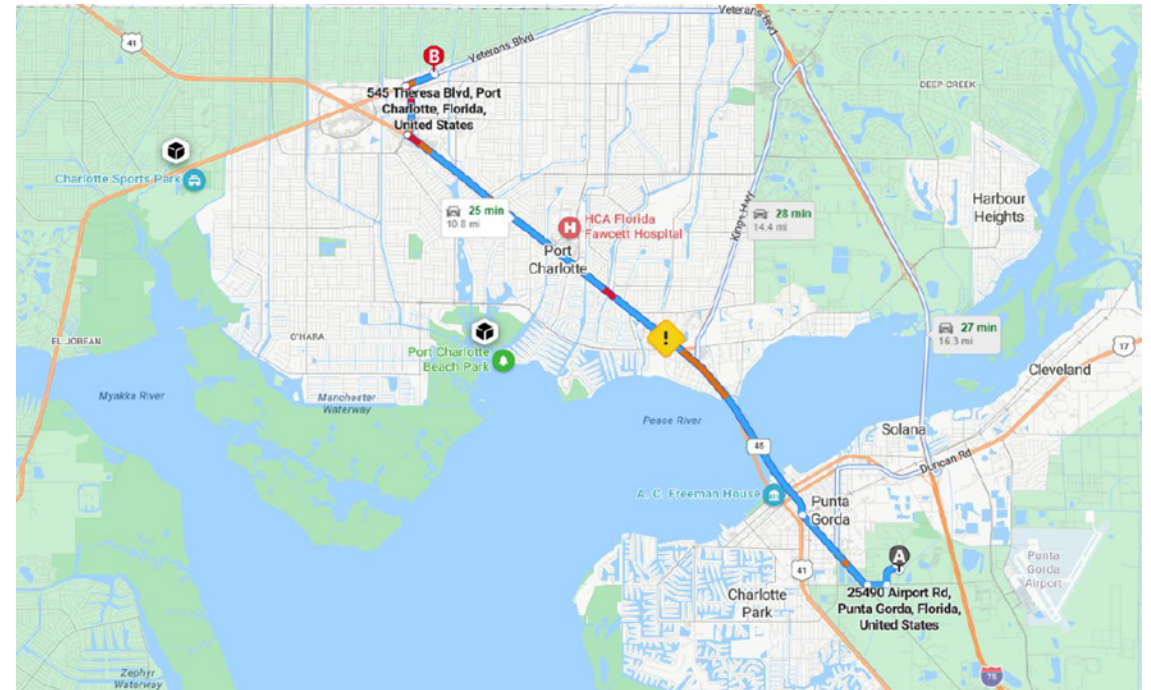
CTD Business Meeting

June 15, 2023



CHARLOTTE COUNTY
FLORIDA

Administration Facility



Hurricane Ian Response



- Provided Special Needs Evacuation trips
- Provided Trips for citizens immediately following Hurricane Ian
- Provided Hundreds of Trips for citizens at Ann & Chuck Dever shelter

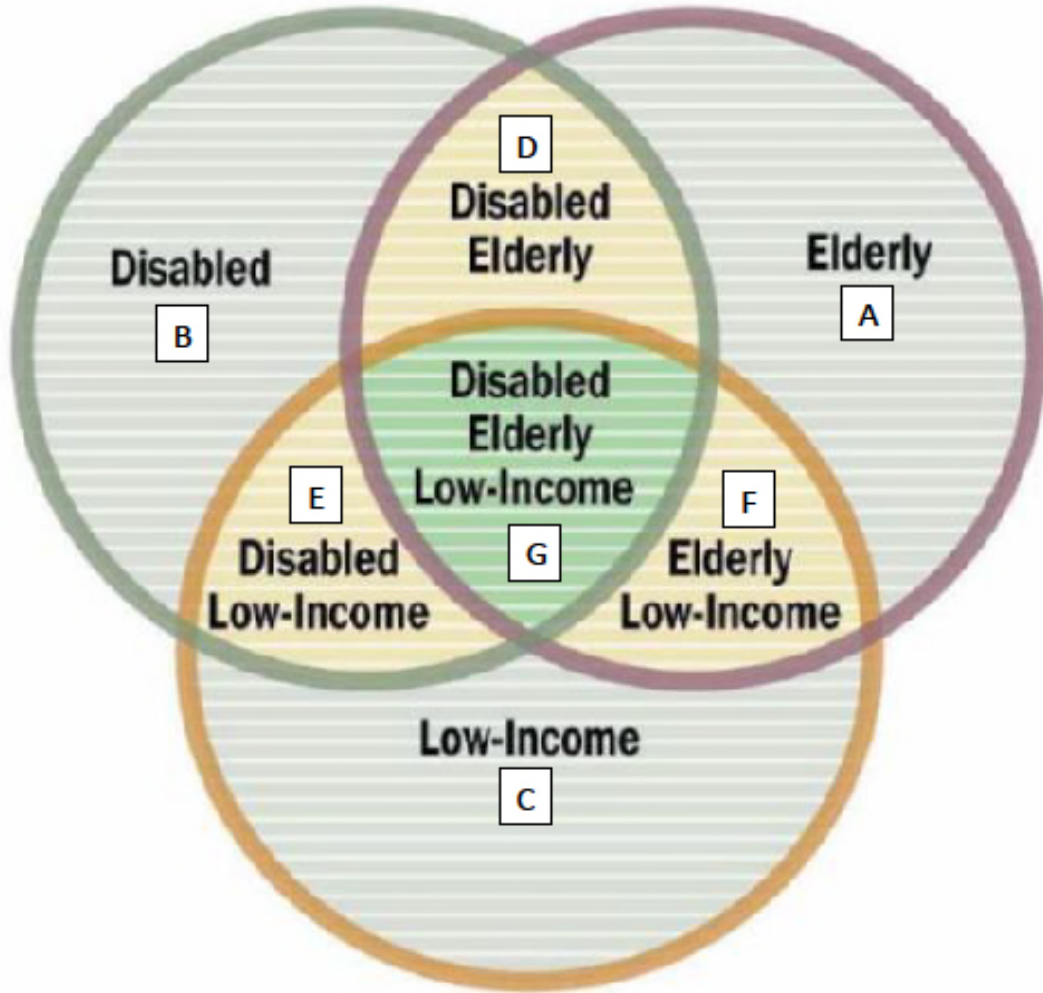
Transportation Disadvantaged Services



- Curb to Curb service
- Qualified by age, income or disability
- Community Transportation Coordinator (CTC)
- 1,946 trips*
- Average Client Age: 61 years*
- Average Trip Length: 9.66 miles*
- Current fleet: 34 vehicles
- On-Time Performance: 89%*
- Fare-free

**Based On FFY22 Data*

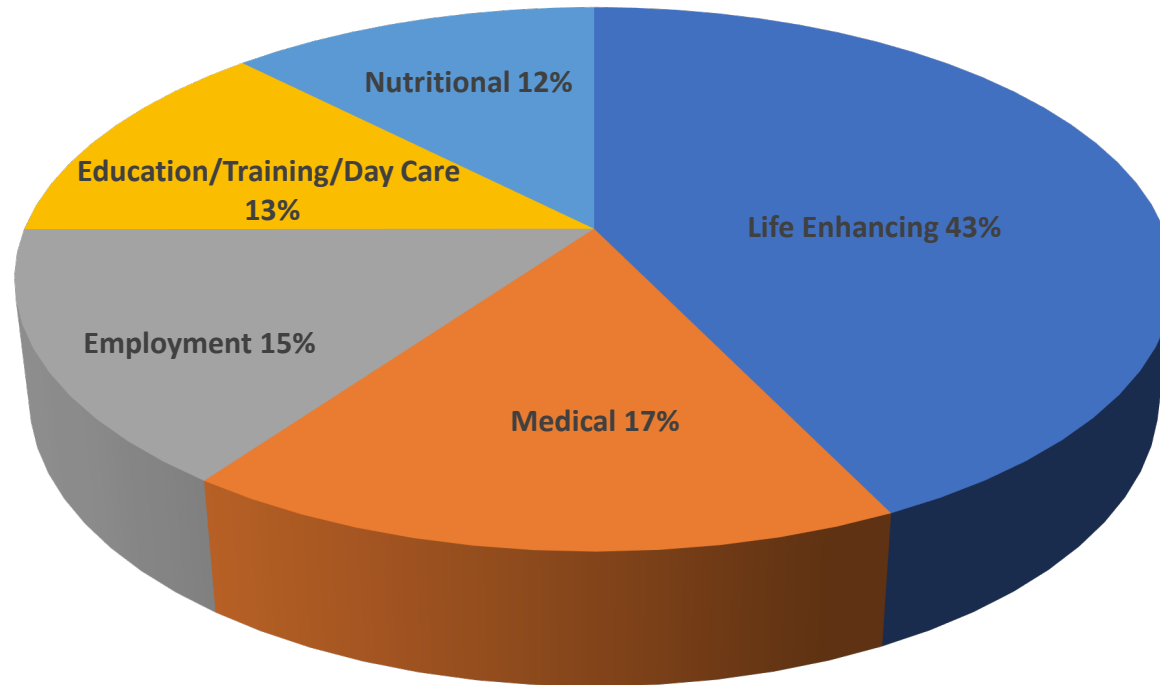
Transportation Disadvantaged



General TD Population Forecast	2019
Overlapping Circle Component	
E - Estimate non-elderly/disabled/ low income	4,071
B - Estimate non-elderly/ disabled/not low income	14,955
G - Estimate elderly/disabled/low income	2,315
D- Estimate elderly/ disabled/not low income	23,948
F - Estimate elderly/non-disabled/low income	2,527
A - Estimate elderly/non-disabled/not low income	48,058
C - Estimate low income/not elderly/not disabled	18,144
TOTAL GENERAL TD POPULATION	114,018
	62%
TOTAL POPULATION	185,102

TD Ridership – Purpose

2022



Based On FFY22 Data

Transportation Disadvantaged

Coordinated Provider Programs (Sweat Equity)

- Veterans Transport
 - 2 vans; Mon / Wed / Fri
 - Medical trips to St Pete & Cape Coral
 - 764 trips
- Homeless Coalition
 - 1 van 7 Days a week
 - 258 Trips
- C.A.R.E.
 - 1 van 7 Days a week
 - 327 Trips

Based On FFY22 Data

Citizen Feedback

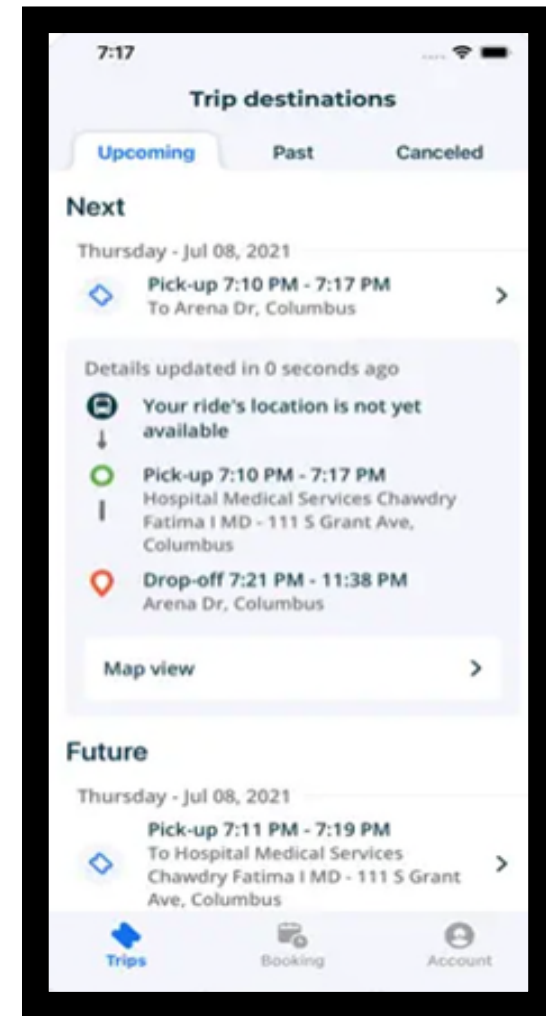
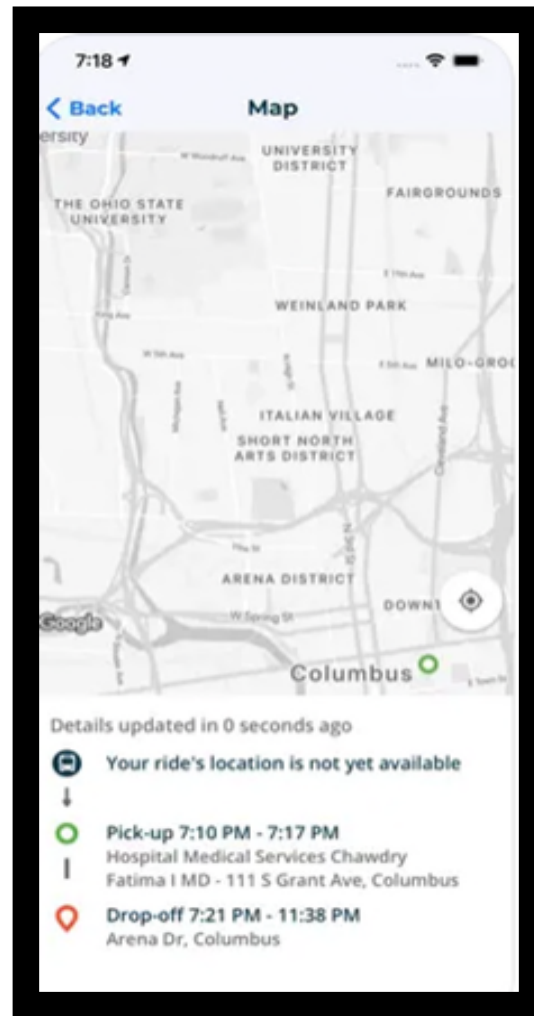
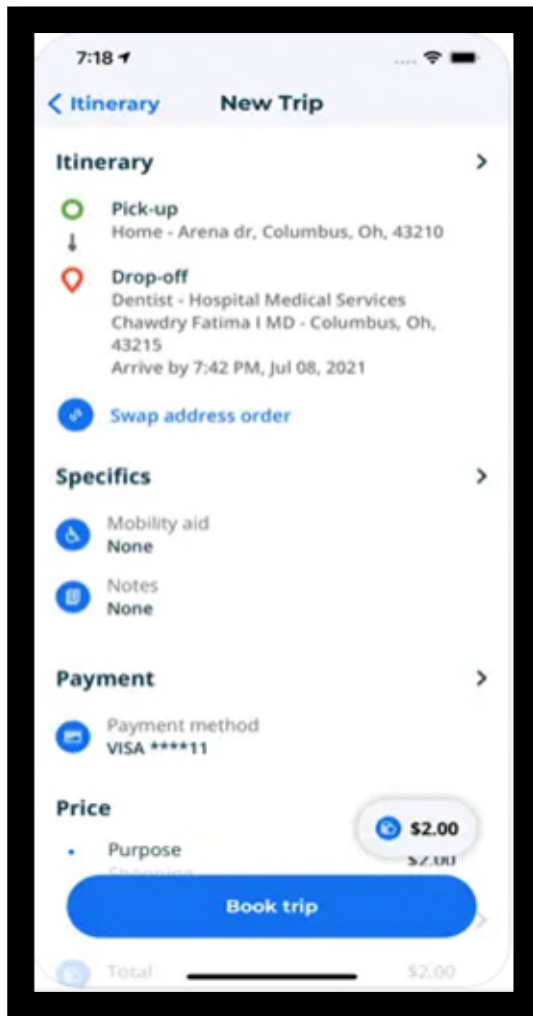
Good to get out of the house and go somewhere
Driver takes good care of us
Independence
Drivers are fantastic
Transportation is everything!
Freedom to get around
Drivers are really helpful
Program is wonderful
Means Life
CCT is much nicer than any other service
Love to meet my friends on the bus
Driver is nice, pleasant, helpful and patient
Transportation helps me get to work
Would be wonderful to receive a text if bus is running late



Future Measures

- Replace current software
- On-Demand service
- Citizens able to book and view trips
- Improve scheduling optimization

Scheduling Enhancements



Public Comments

Speakers will be called on in the order requests are received.

Comments are limited to agenda items only.

All speakers are limited to five minutes per public comment.





Approval of Minutes

The Commission convened a virtual business meeting on March 15, 2022.

The minutes from this meeting are attached to the meeting packet for June 15, 2023.

men's children's home



Community Transportation Coordinator (CTC) Designations

Alachua County

MV Transportation, Inc., is the CTC for Alachua County.

The Metropolitan Transportation Planning Organization (MTPO) for Gainesville Urbanized Area is the Planning Agency for Alachua County.

The MTPO issued a request for proposals (RFP) on January 4, 2023, and received one response from MV Transportation.

On April 3, 2023, the MTPO recommended MV Transportation continue to serve as the CTC for Alachua County, from July 1, 2023, to June 30, 2028.



Bradford County

Suwannee River Economic Council, Inc. (SREC) is the CTC for Bradford County.

The North Central Florida Regional Planning Council (RPC) is the Planning Agency for Bradford County.

The RPC issued an RFP on January 5, 2023, and received one response from SREC.

On March 23, 2023, the RPC recommended SREC continue to serve as the CTC for Bradford County, from July 1, 2023, to June 30, 2028.



Lafayette County

SREC is the CTC for Lafayette County.

The North Central Florida RPC is the Planning Agency for Lafayette County.

The RPC issued an RFP on January 4, 2023, and received one response from SREC.

On March 23, 2023, the RPC recommended SREC continue to serve as the CTC for Lafayette County, from July 1, 2023, to June 30, 2028.



Holmes and Washington Counties

Tri County Community Council (TCCC) is the CTC for Holmes and Washington Counties.

The Emerald Coast Regional Council (ECRC) is the Planning Agency for Holmes and Washington Counties.

ECRC issued a Request for Interest and Qualifications (RFQ) on October 31, 2022, and received two responses.

On April 20, 2023, ECRC recommended TCCC continue to serve as the CTC for Holmes and Washington Counties, from July 1, 2023, to June 30, 2028.



Walton County

TCCC is the CTC for Walton County.

The Okaloosa-Walton TPO is the Planning Agency for Walton County.

The TPO issued an RFQ on October 31, 2022, and received two responses.

On April 20, 2023, the TPO recommended TCCC continue to serve as the CTC for Walton County, from July 1, 2023, to June 30, 2028.



Hernando County

Mid-Florida Community Services, Inc., is the CTC for Hernando County.

Hernando-Citrus MPO is the Planning Agency for Hernando County.

The MPO began a procurement process on August 19, 2022, and received one response from Mid-Florida Community Services.

On February 2, 2023, the MPO recommended Mid-Florida Community Services continue to serve as the CTC for Hernando, from July 1, 2023, to June 30, 2028.



Indian River County

Senior Resource Association, Inc. (SRA) is the CTC for Indian River County.

The Indian River County MPO is the Planning Agency for Indian River.

The MPO issued an RFP in January 2023, and received one response from SRA.

On April 12, 2023, the MPO recommended SRA continue to serve as the CTC for Indian River, from July 1, 2023, to June 30, 2028.



Sarasota County

Sarasota Board of County Commissioners (BOCC) is the CTC for Sarasota County.

Sarasota-Manatee MPO is the Planning Agency for Sarasota County.

Sarasota BOCC is a governmental entity and not subject to a formal competitive procurement process for continuing as the CTC.

On May 17, 2023, the MPO recommended Sarasota BOCC continue to serve as the CTC for Sarasota County, from July 1, 2023, to June 30, 2028.




St. Lucie County

St. Lucie BOCC is the CTC for St. Lucie County.

St. Lucie TPO is the Planning Agency for St. Lucie County.

St. Lucie BOCC is a governmental entity and not subject to a formal competitive procurement process to bid for continuing as the CTC.

On April 12, 2023, the TPO recommended St. Lucie BOCC continue to serve as the CTC for St. Lucie County, from July 1, 2023, to June 30, 2028.





Innovative Service Development (ISD) Grant – Background

Originally called the Mobility Enhancement Grant (MEG) in 2016-2019, funded at approximately \$2 million.

Funded at \$10 million through the Multi-Use Corridors of Regional Economic Significance (M-CORES) program in 2019-2021.

The program was unfunded for one year (FY2021-22) after M-CORES program was repealed.

2022 Legislature appropriated \$4 million for FY22-23 (through June 30, 2023), which CTD awarded the full amount for 8 projects.

2023 Legislature appropriated \$6 million for FY23-24, **contingent on Governor's approval:**

- A CTC can be awarded only one project per service area.
- A project serving a single (county/multi-county) service area can be awarded up to \$750,000. A project serving multiple service areas can be awarded up to \$1.5 million.



ISD Grant – Application and Review Process

CTD facilitated the application process from February 3 to May 12, 2023:

- Two training webinars on February 8 and April 6.
- “Early Bird” proposals submitted by March 17.

CTD received 14 applications, requesting \$5.7 million, for FY23-24:

- All 8 current year projects re-applied.
- 4 proposed new projects (Highlands, Lake, and 2 in Putnam).
- 2 proposed projects (Union and St. Lucie) previously awarded under MEG or M-CORES.
- 2 proposals (Putnam and St. Lucie) were submitted during “Early Bird” but were still considered in the review process.

The Review Subcommittee convened on May 31, 2023, and recommends approval of 12 projects, total of \$4.9 million, for FY 2023-24...

ISD Grant – Recommended Projects for Approval

Approve Current Year Projects	Approve New or Previous Projects
Bay “On-Demand” Project – \$668,793	Highlands “On-Demand (4-48 hours)” Project – \$148,150
Hernando “Expanded Service Hours and VA Trips” Project – \$121,500	Lake “On-Demand” Project – \$163,819
Indian River-St. Lucie “Advantage Ride” Project – \$1.35M	St. Lucie “Direct Connect” Project – \$450,000
Leon “On-Demand” Project – \$163,819	Union “Cross-County/Educational Trips” Project – \$59,529
Martin “Dialysis Patient” Project – \$675,00	
Monroe “Expanded Trips to Miami” Project – \$96,007	
Pinellas-Hillsborough-Pasco “Late Shift/Regional Trips” Project – \$578,700	
Wakulla-Leon “TNC Trips” Project – \$535,261	



AOR Study Update

- CTCs are required to collect data on TD services in Annual Operating Report (AOR).
- CTD study examining ways to improve AOR data accuracy and analyses.
- Created an advisory workgroup made up of CTC, Planner, and Agency representatives.
- Held public workshop on May 25 – requested stakeholder feedback.
- Launched web page to test alternative approach with collecting data (June 1-22).
- Final report anticipated to be presented at CTD Meeting in August.





**What is not defined,
can not be measured.**

**What is not measured,
can not be improved.**

**What is not improved,
will always degrade.**

William Thomson Kelvin (1824 – 1907)





William Thomson, Lord Kelvin (1883):

“I often say that when you can measure what you are speaking about, and express it in numbers, you know something about it; but when you cannot measure it, when you cannot express it in numbers, your knowledge is of a meagre and unsatisfactory kind; it may be the beginning of knowledge, but you have scarcely in your thoughts advanced to the state of Science, whatever the matter may be.”

Indian River 2021-2022 AOR (Example)

County: Indian River
 CTC: Senior Resource Association, Inc.
 Contact: Karen Deigl
 694 14th St.
 Vero Beach, FL 32960
 772-569-0111
 Email: kdeigl@sramail.org

Demographics	Number
Total County Population	158,002
Unduplicated Head Count	4,021



Trips By Type of Service	2020	2021	2022
Fixed Route (FR)	0	0	0
Deviated FR	0	0	0
Complementary ADA	27,743	24,422	32,900
Paratransit	60,865	33,198	28,477
TNC	0	0	0
Taxi	0	0	0
School Board (School Bus)	0	0	0
Volunteers	0	0	0
TOTAL TRIPS	88,608	57,620	61,377

Passenger Trips By Trip Purpose	2020	2021	2022
Medical	21,141	21,364	25,005
Employment	449	487	5,312
Ed/Train/DayCare	48,339	21,300	18,731
Nutritional	0	0	0
Life-Sustaining/Other	18,679	14,469	12,329
TOTAL TRIPS	88,608	57,620	61,377

Passenger Trips By Revenue Source	2020	2021	2022
CTD	15,401	16,767	13,834
AHCA	0	0	0
APD	45,044	14,747	12,480
DOEA	0	0	0
DOE	0	0	0
Other	28,163	26,106	35,063
TOTAL TRIPS	88,608	57,620	61,377

Trips by Provider Type	2020	2021	2022
CTC	32,218	24,422	32,900
Transportation Operator	10,926	16,767	13,834
Coordination Contractor	45,464	16,431	14,643
TOTAL TRIPS	88,608	57,620	61,377

Vehicle Data	2020	2021	2022
Vehicle Miles	490,779	397,098	514,407
Roadcalls	6	3	5
Accidents	1	0	1
Vehicles	116	83	62
Drivers	97	68	58

Financial and General Data	2020	2021	2022
Expenses	\$ 2,395,524	\$ 2,164,752	\$ 2,639,210
Revenues	\$ 2,293,677	\$ 2,296,872	\$ 3,166,256
Commendations	5	15	16
Complaints	29	13	13
Passenger No-Shows	1,409	819	207
Unmet Trip Requests	34	21	7

Performance Measures	2020	2021	2022
Accidents per 100,000 Miles	0.20	0.00	0.19
Miles between Roadcalls	81,796	132,366	102,881
Avg. Trips per Passenger	29.20	18.15	15.26
Cost per Trip	\$27.04	\$37.57	\$43.00
Cost per Paratransit Trip	\$27.04	\$37.57	\$43.00
Cost per Total Mile	\$4.88	\$5.45	\$5.13
Cost per Paratransit Mile	\$4.88	\$5.45	\$5.13

This aggregated format can tell us how many CTD trips there are (13,834) and how many trips were for the purpose of employment (5,312). But it can't tell us how many CTD trips were for the purpose of employment.



Executive Director Updates

Shirley Conroy Grant:

- Application Packet Announced June 12
- Applications Due July 28

Executive Director Performance Evaluation

CTD Annual Conference – August 29-30

Quality Assurance Review Presentation for August
CTD Business Meeting

Five Year Transportation Disadvantaged Plan for
FY 2023-24



Commissioner & Advisor Reports



Public Comments and Closing Remarks

Next CTD Business Meeting:
August 28, 2023