



*Florida Department of Transportation*

RON DESANTIS  
GOVERNOR

719 South Woodland Boulevard  
DeLand, FL 32720

KEVIN J. THIBAUT, P.E.  
SECRETARY

October 1, 2021

**ADDENDUM NO. 2**

To: PROSPECTIVE BIDDERS AND PLAN HOLDERS

FINANCIAL PROJECT NUMBER: 427986-1-72-28

CONTRACT NUMBER: E5X07

COUNTY: Volusia

DESCRIPTION: Drainage Repair

---

**PLANS REVISION**

Plan sheets 18, 19, and SQ-6 of the subject project have been revised. Please go to the Online Ordering Website at <https://fdotwp1.dot.state.fl.us/contractproposalprocessingonlineordering> to download the Plans Revision from your order history. Please substitute these sheets for the like-numbered sheets in the Plans you now have.

**AMENDMENT NOTIFICATION**

If you are a BID DOCUMENT HOLDER for the subject project, please go to the Online Ordering Website at <https://fdotwp1.dot.state.fl.us/contractproposalprocessingonlineordering/> to download Amendment File E5X07.002x for this Bid Document from your Order History.

If you are a BID DOCUMENT HOLDER, please acknowledge receipt of this Addendum in AASHTOWare Project Bids by opening the Acceptance of Bidding Acknowledgements folder and confirming your acknowledgement of Amendment and Addenda files. Failure to load all amendment files will cause the bid to be rejected.

Sincerely,

DocuSigned by:

A handwritten signature in black ink that reads "Michelle Sloan". The signature is written in a cursive style and is enclosed in a blue circular stamp.

Michelle Sloan

Procurement Services Manager  
District 5

**SUMMARY OF MISCELLANEOUS DRAINAGE ITEMS (SR A1A from the Indian River Bridge to Callalisa Creek)**

PAY ITEM NO.	PAY ITEM DESCRIPTION	LOCATION	SIDE	UNIT	QUANTITY	TOTAL		CONSTRUCTION REMARKS	
		STA. TO STA.			P	P	F		
E431-1-21	PIPE LINER, CURED IN PLACE, 0-24"	299+30 TO 299+30	LT	LF	50				
E431-1-21	PIPE LINER, CURED IN PLACE, 0-24"	299+30 TO 299+30	RT	LF	30				
E431-1-21	PIPE LINER, CURED IN PLACE, 0-24"	303+12 TO 303+12	LT	LF	30				
E431-1-21	PIPE LINER, CURED IN PLACE, 0-24"	303+12 TO 303+12	RT	LF	30				
E431-1-21	PIPE LINER, CURED IN PLACE, 0-24"	308+58 TO 308+58	LT	LF	20				
E431-1-21	PIPE LINER, CURED IN PLACE, 0-24"	308+58 TO 308+58	RT	LF	20				
E431-1-21	PIPE LINER, CURED IN PLACE, 0-24"	313+38 TO 313+38	LT	LF	20				
E431-1-21	PIPE LINER, CURED IN PLACE, 0-24"	313+38 TO 313+38	RT	LF	20				
E431-1-21	PIPE LINER, CURED IN PLACE, 0-24"	315+50 TO 315+50	LT	LF	30				
E431-1-21	PIPE LINER, CURED IN PLACE, 0-24"	315+65 TO 315+65	RT	LF	20				
E431-1-21	PIPE LINER, CURED IN PLACE, 0-24"	322+38 TO 322+38	LT	LF	20				
E431-1-21	PIPE LINER, CURED IN PLACE, 0-24"	322+38 TO 322+38	RT	LF	20				
E431-1-21	PIPE LINER, CURED IN PLACE, 0-24"	325+38 TO 325+38	RT	LF	30				
E431-1-21	PIPE LINER, CURED IN PLACE, 0-24"	325+95 TO 325+95	LT	LF	20				
E431-1-21	PIPE LINER, CURED IN PLACE, 0-24"	328+25 TO 328+25	LT	LF	20				
E431-1-21	PIPE LINER, CURED IN PLACE, 0-24"	328+25 TO 328+25	RT	LF	20				
E431-1-21	PIPE LINER, CURED IN PLACE, 0-24"	330+65 TO 330+65	RT	LF	50				
E431-1-21	PIPE LINER, CURED IN PLACE, 0-24"	330+65 TO 330+65	RT	LF	20				
					<b>TOTAL =</b>	<b>470</b>			

**REVISIONS**

DATE	DESCRIPTION	DATE	DESCRIPTION



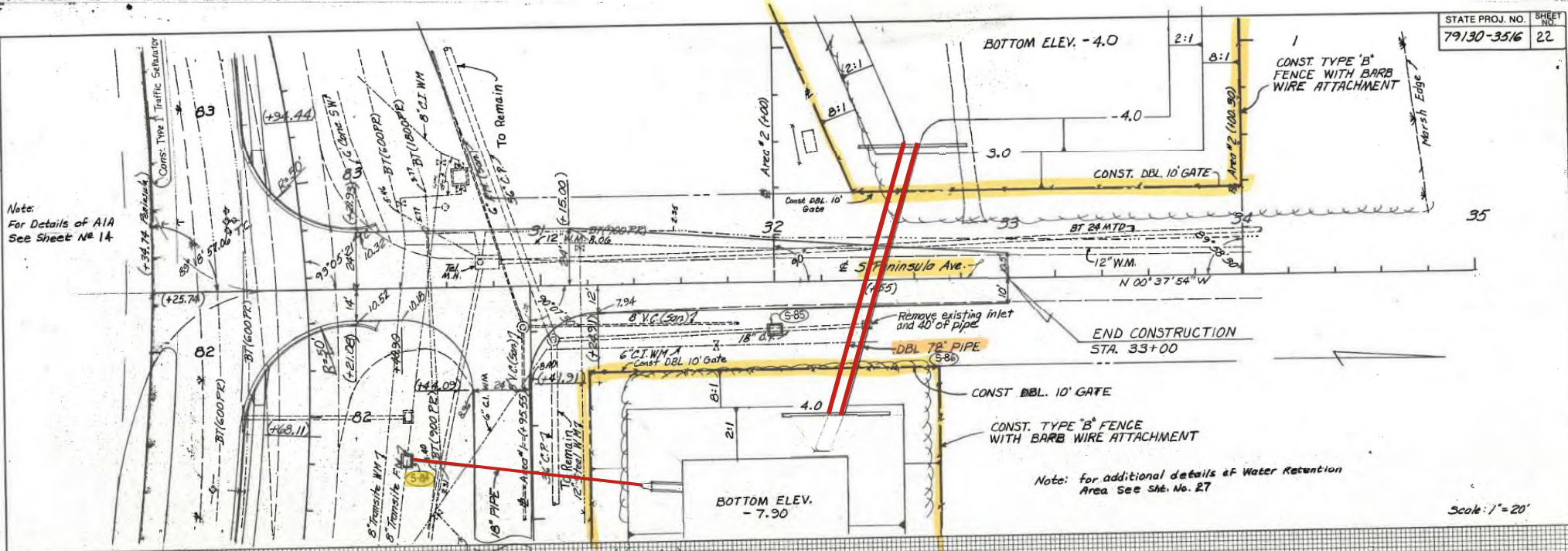
**D5 DELAND OPERATIONS**  
 Scott Kiris, P.E.  
 No. 79378  
 1658 North Kepler Road  
 DeLand, Florida 32724

STATE OF FLORIDA  
 DEPARTMENT OF TRANSPORTATION

ROAD NO.	COUNTY	FINANCIAL PROJECT ID
SR A1A	VOLUSIA	427986-1-72-28

**SUMMARY OF QUANTITIES**

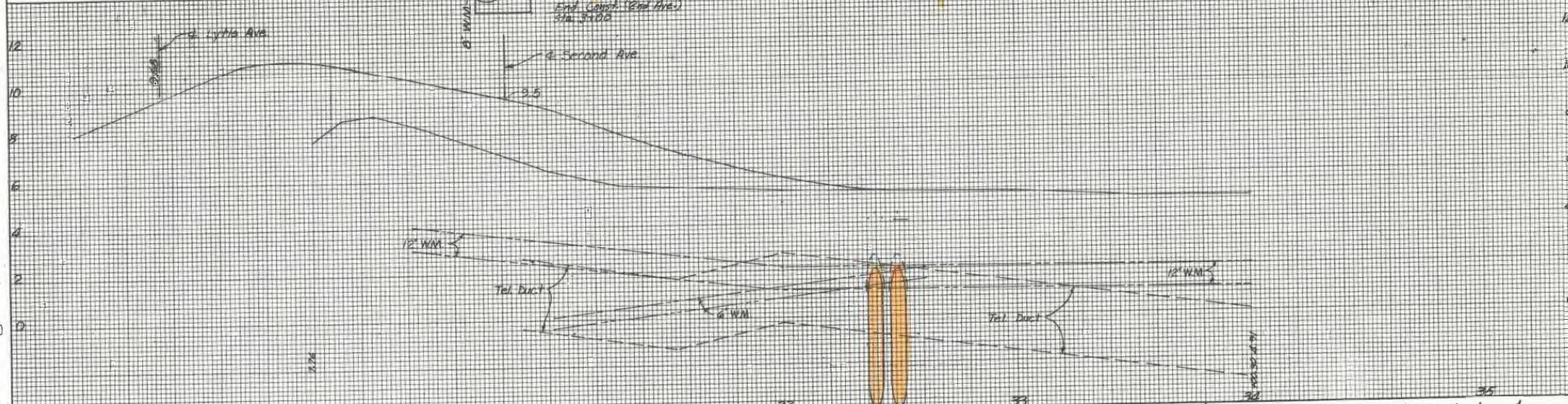
SHEET NO.  
 SQ-6



Note:  
For Details of AIA  
See Sheet No. 14

Note: for additional details of Water Retention Area see Sht. No. 27

Scale: 1" = 20'



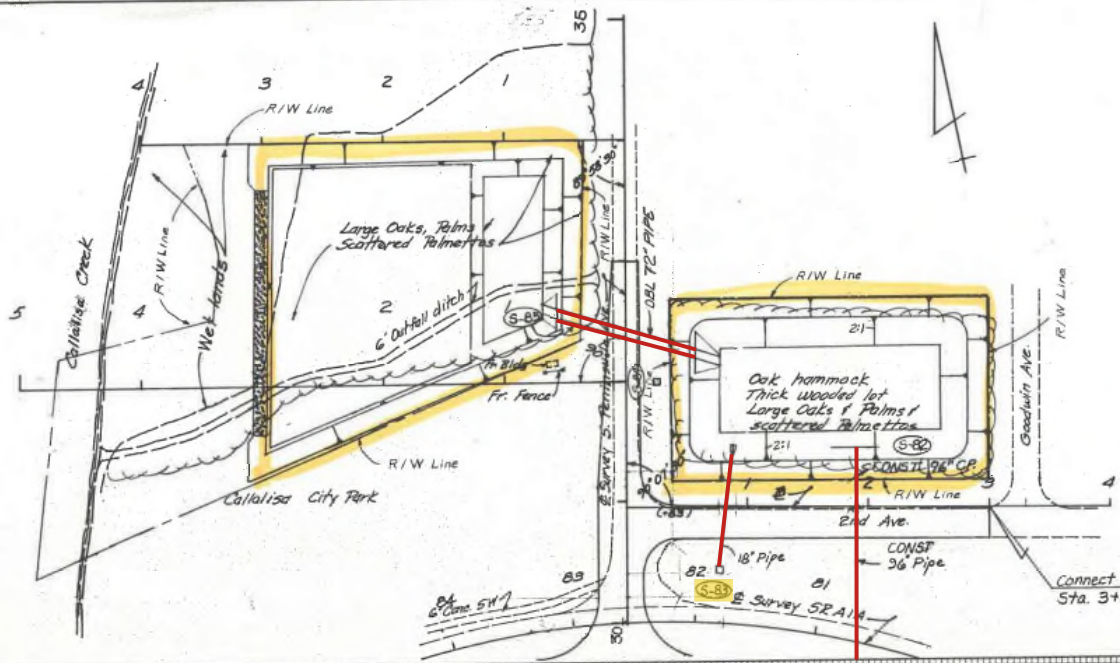
DATE	BY	DESCRIPTION	DATE	BY	DESCRIPTION	DATE	BY	DESCRIPTION

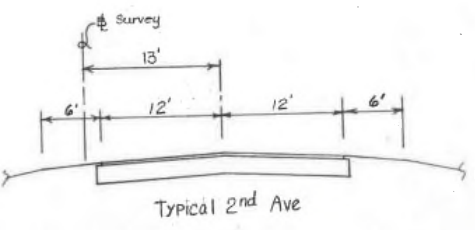
DESIGNED BY	DATE	DRAWN BY	DATE	CHECKED BY	DATE	APPROVED BY	DATE
J. R. H.	6-85	J. P. D.	8-85	J. R. H.	2-88	<i>[Signature]</i>	3-10-88
CHECKED BY		CHECKED BY		SUPERVISED BY			
D. M. B.	2-88	J. R. H.	2-88	H. P. B.			

Plan & Profile of S. Peninsula Ave. & SRA1A (Sta 82+55 Etc.)

STANDARD PLAN AND PROFILE SHEET  
YOUR PERMANENT FILES

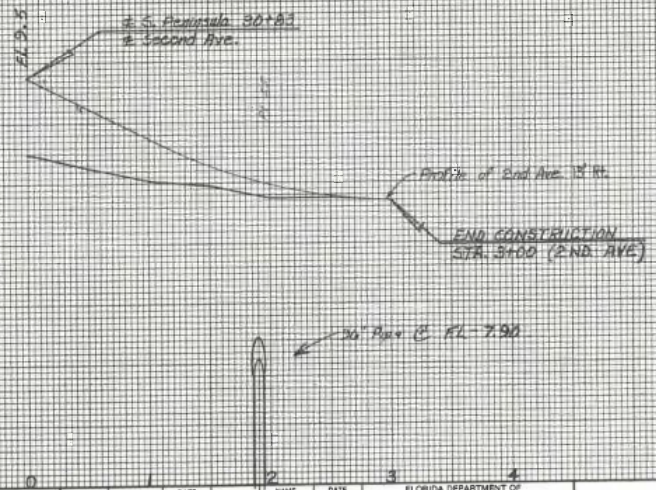


Note:  
For details of Water Retention Areas  
See Sheet No. 27



Scale 1"=50'

SEE SHEET 10 OF EXISTING PLANS FOR  
OUTFALL PIPE FROM A1A



REVISIONS				FLORIDA DEPARTMENT OF TRANSPORTATION			
NO.	DATE	DESCRIPTION	BY	NAME	DATE	DESCRIPTION	BY
DESIGNED BY	J. R. H.	1-88		DRAWN BY	D. M. B.	2-88	
CHECKED BY	D. M. B.	2-88		SPECIFIED BY	J. R. H.	2-88	
				APPROVED BY: <i>Edith M. Sullivan</i> MAR 10 1988			
				SUPERVISED BY: H. M. B.			

Plan and Profile Second Ave.

STANDARD PLAN AND PROFILE SHEET  
YOUR PERMANENT FILES