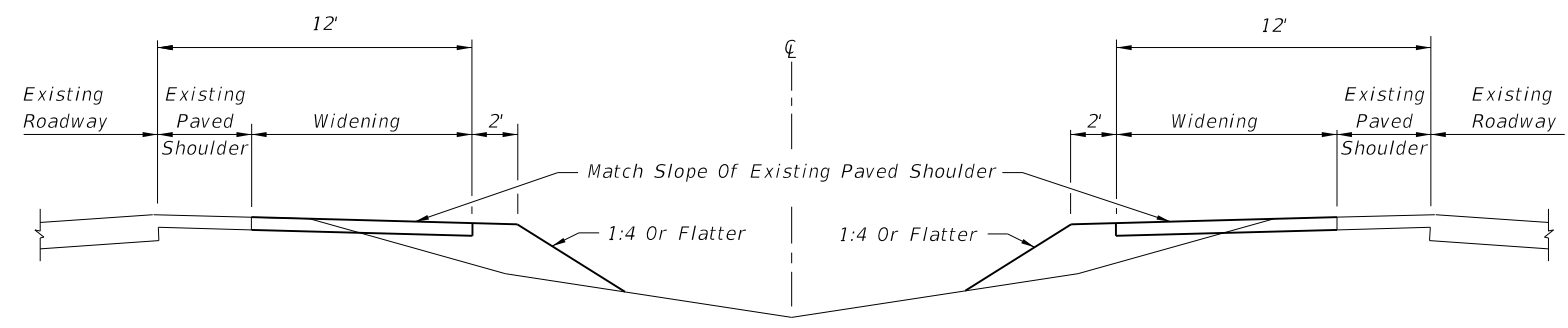


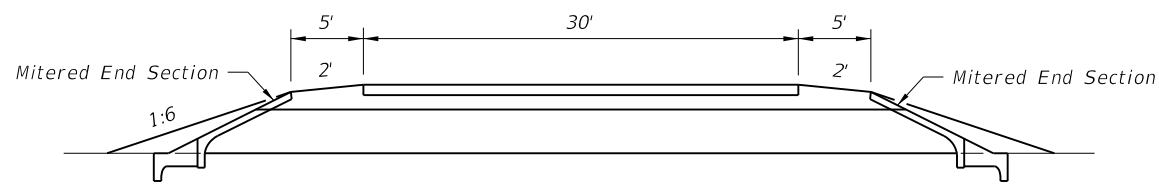
LENGTH OF ACCESS LANES (Ft.)		
Grade	D <sub>1</sub>	D <sub>2</sub>
2% or less	590'	1540'
3 to 4% Upgrade	530'	2310'
3 to 4% Downgrade	710'	925'

PLAN

GENERAL NOTES



SECTION AA



SECTION BB

1. Temporary median crossovers shall be within the project limits and shall not be used for transporting materials to or from any other project. The acceleration-deceleration surfaces shall be paved. RAP material is acceptable for crossing surfacing.
2. Temporary median crossovers shall be located only in areas having adequate sight distance. On limited access facilities temporary median crossovers shall not be located within 1.5 miles of interchanges nor within 2000 ft. of acceleration-deceleration lanes at rest areas, other access openings or other highway service areas.
3. For paving train operations at permanent crossovers, see Index No. 630.
4. All traffic control devices are to be removed when crossover will not be in use for one hour or longer.
5. Trailer mounted advance warning panel may be used in lieu of advance warning vehicle.
6. When a crossover is no longer needed, all temporary construction shall be immediately removed and the area restored to its original condition.
7. Cost of construction, maintenance, removal and restoration work related to temporary crossovers shall be included in the contract unit price for Maintenance of Traffic, LS.
8. Temporary crossovers on limited access right of way and use of this Index are prohibited unless specifically permitted in the Contract Plans or Special Provisions. When permitted in the Contract Plans or Special Provisions and prior to construction of any temporary crossover, the Contractor must submit, in writing, a request identifying specific locations for approval by the Engineer.
9. Pipe and mitered end sections are not required when crossover is located at the high point of a crest vertical curve.

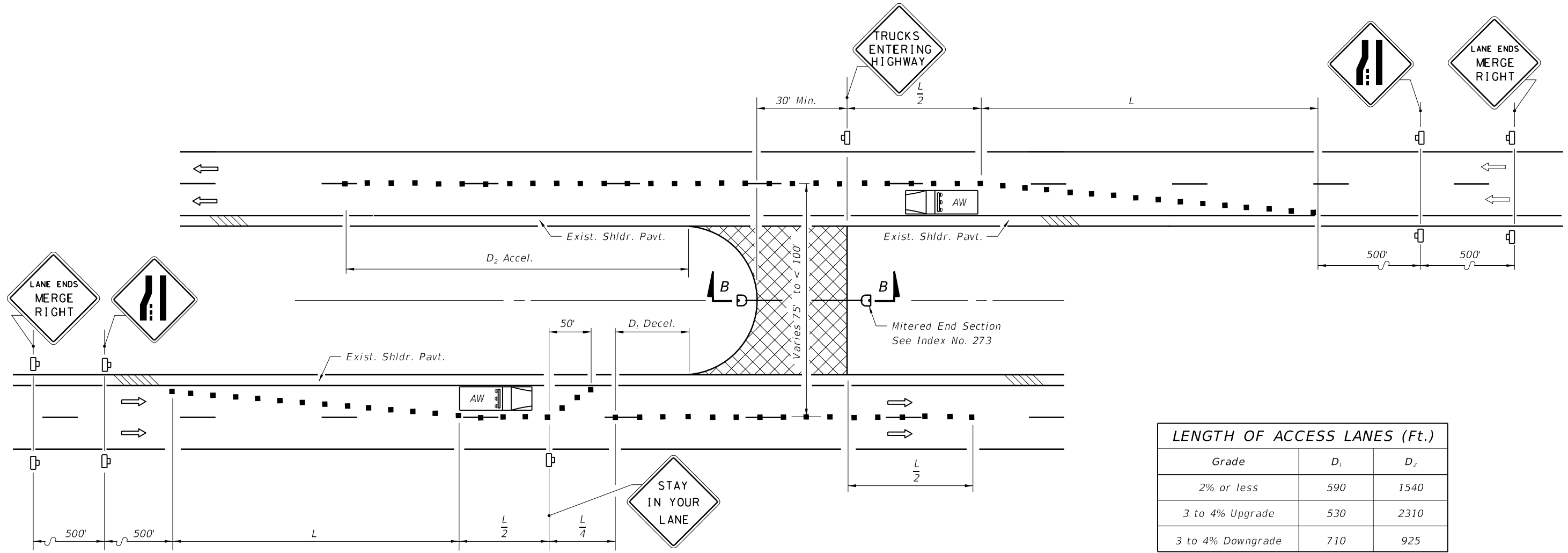
SYMBOLS

- Work Zone Sign
- Lane Identification + Direction of Traffic
- Temporary Pavement

TEMPORARY CROSSOVER FOR MEDIAN WIDTHS ≥ 75'

5/21/2014 8:05:43 AM

LAST REVISION 07/01/13	REVISION	DESCRIPTION:	 2015 DESIGN STANDARDS	TEMPORARY CROSSOVER	INDEX NO. 631	SHEET NO. 1 of 2
---------------------------	----------	--------------	------------------------------	---------------------	------------------	---------------------



LENGTH OF ACCESS LANES (Ft.)		
Grade	D <sub>1</sub>	D <sub>2</sub>
2% or less	590	1540
3 to 4% Upgrade	530	2310
3 to 4% Downgrade	710	925

NOTE  
 1. A lane closure analysis will be required to determine the times of day that this crossover can be in operation.

**SYMBOLS**

- Temporary Pavement
- Work Zone Sign
- Channelizing Device (See Index No. 600)
- Advance Warning Vehicle
- Lane Identification + Direction of Traffic

Maximum Spacing Between Cones And Tubular Markers Shall Be 25'

$L \text{ (Min.)} = WS$   
 $S = \text{Existing Posted Speed (MPH)}$

**TEMPORARY CROSSOVER FOR MEDIAN WIDTHS FROM 50' TO < 75'**

5/21/2014 8:05:43 AM