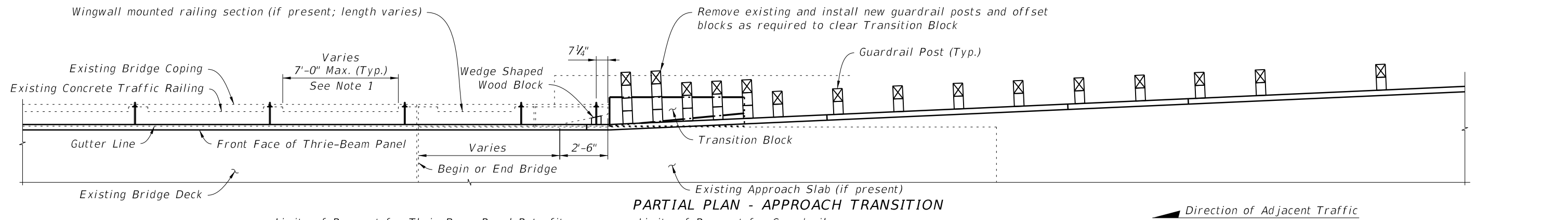
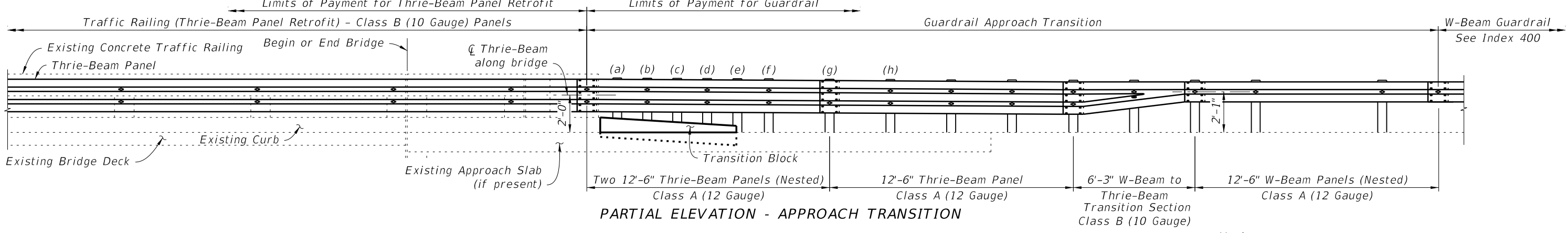


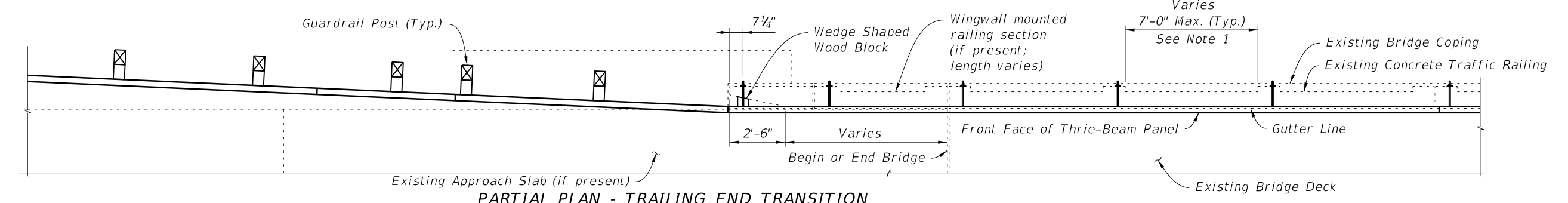
C:\projects\standards\structures\current\ready\release\01-14 rdwy\bln\00477-2of4.dgn
KNJACMP
8:38:29 AM
3/4/2014



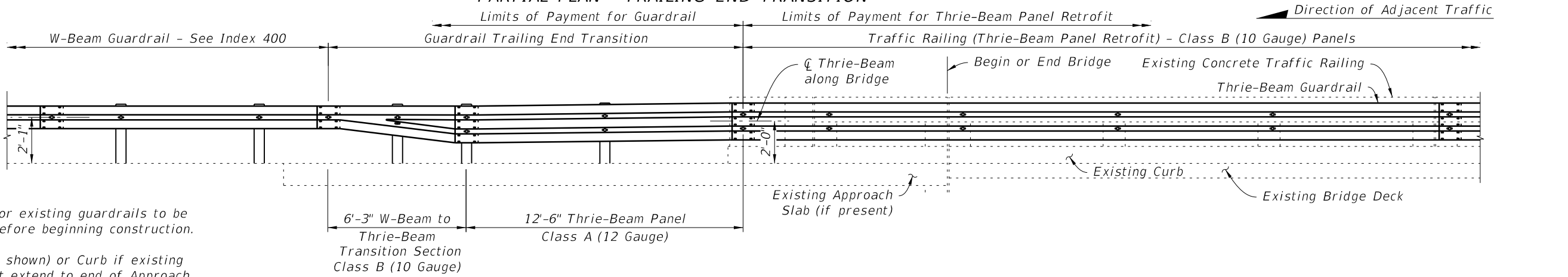
PARTIAL PLAN - APPROACH TRANSITION



PARTIAL ELEVATION - APPROACH TRANSITION



PARTIAL PLAN - TRAILING END TRANSITION



PARTIAL ELEVATION - TRAILING END TRANSITION

- NOTES:**
1. Dimensions and elevations for existing guardrails to be verified by the Contractor before beginning construction.
 2. Provide Transition Block (as shown) or Curb if existing Approach Slab Curb does not extend to end of Approach Slab. Shape and height of the traffic face of Transition Block or Curb shall match existing bridge curb. See Sheet 4 for Transition Block details. Block may be omitted on trailing ends with no opposing traffic.
 3. Do not bolt nested rails to the blocks and posts at posts (a), (c) & (e).



**FDOT 2014
DESIGN STANDARDS**

**THRIE-BEAM PANEL RETROFIT
(CONCRETE HANDRAIL)**

**INDEX
NO.
477**

**SHEET
NO.
2 of 4**

**LAST
REVISION
01/01/14**

DESCRIPTION:
Revised height of W-Beam Railings and modified Thrie-Beam transition.