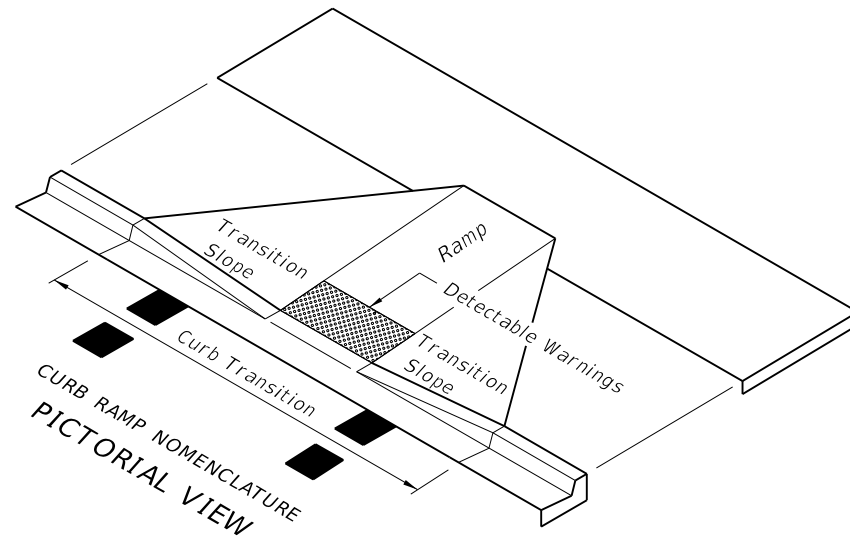


GENERAL NOTES

1. Sidewalk curb ramps shall be constructed at locations that will provide continuous unobstructed pedestrian circulation path to pedestrian areas, elements and facilities within the right of way and to accessible pedestrian routes on adjacent sites. Curbed facilities with sidewalks and those without sidewalks are to have curb ramps constructed for all intersections and turnouts with curbed returns. To accommodate curb ramps, partial curb returns are to extend to the limits prescribed in Index No. 515. Ramps constructed at locations without sidewalks are to have a landing constructed at the top of each ramp, see LANDINGS FOR CURB RAMPS WITHOUT SIDEWALKS.
2. When altering existing pedestrian facilities, where existing restricted conditions preclude the accommodation of a ramp slope of 1:12, a ramp slope between 1:12 and 1:10 is permitted for a rise of 6" maximum. Where compliance with the requirements for cross slope cannot be fully met, the minimum feasible cross slope shall be provided. Ramp slopes are not required to exceed 15' in length.
3. If sidewalk curb ramps are located where pedestrians must walk across the ramp, then provide transition slopes to the ramp; otherwise a sidewalk curb may be required.
4. All sidewalks, ramps, and landings with a cross slope of 0.02 shown in this Index are 0.02 maximum. All ramp slopes shown in this Index as 1:12 are 1:12 maximum. Landings shall have slopes less than or equal to 0.02 in any direction.
5. Grade breaks at the top and bottom of ramps shall be parallel to each other and perpendicular to the direction of the ramp slope.
6. Where a sidewalk curb ramp is constructed within existing curb, curb and gutter and/or sidewalk, the existing curb or curb and gutter shall be removed to the nearest joint beyond the curb transition or to the extent that no remaining section of curb or curb and gutter is less than 5' long. Existing sidewalks shall be removed to the nearest joint beyond the transition slope or to the extent that no remaining section of sidewalk is less than 5' long. For CONCRETE SIDEWALK details refer to Index 310.
7. Sidewalk curb ramp alpha-identifications are for reference purposes (plans, permits, etc.). Alpha-identifications CR-I and CR-J were intentionally omitted.
8. Detectable warnings shall extend the full width of the ramp and to a depth of 2'. Detectable warnings shall be constructed in accordance with Specification Section 527. For the layout of detectable warnings, refer to the TYPICAL PLACEMENT OF DETECTABLE WARNINGS details. Detectable warnings shall not be provided on transition slopes.
9. When detectable warnings are placed on a slope greater than 5%, domes shall be aligned with the centerline of the ramp; otherwise domes are not required to be aligned.
10. Detectable warnings shall be required on sidewalks at:
 - a. Intersecting roads,
 - b. Median Crossings greater than or equal to 6' in width,
 - c. Railroad Crossings,
 - d. Signalized driveways.
11. Detectable Warnings - Acceptance Criteria:
 - a. Color and texture shall be complete and uniform.
 - b. 90% of individual truncated domes shall be in accordance with the Americans with Disabilities Act Standards for Transportation Facilities, Section 705.
 - c. There shall be no more than 4 non-compliant domes in any one square foot.
 - d. Non-compliant domes shall not be adjacent to other non-compliant domes.
 - e. Surfaces shall not deviate more than 0.10" from a true plane.
12. Detectable warnings shall be installed no greater than 5' from the back of curb or edge of pavement.
13. Detectable warnings shall not be installed over grade breaks.



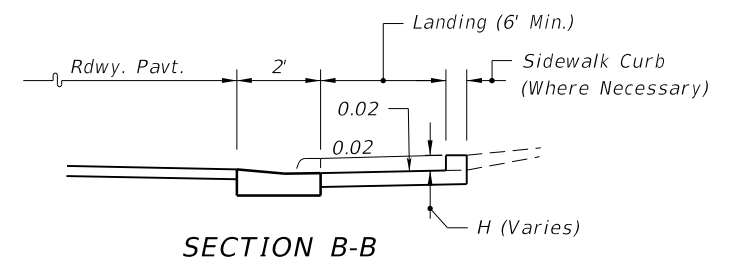
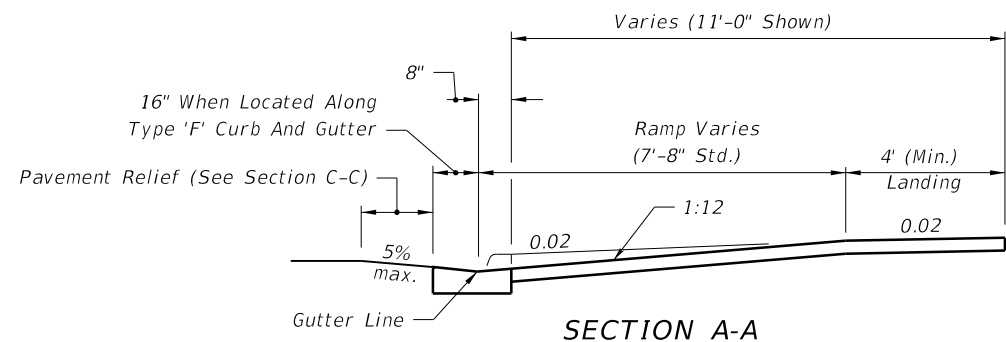
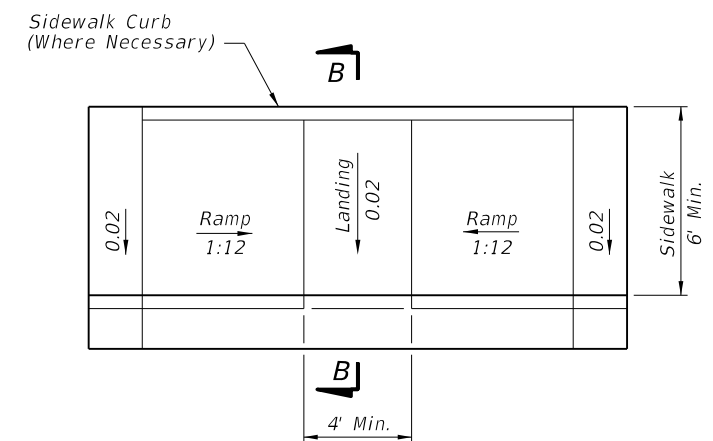
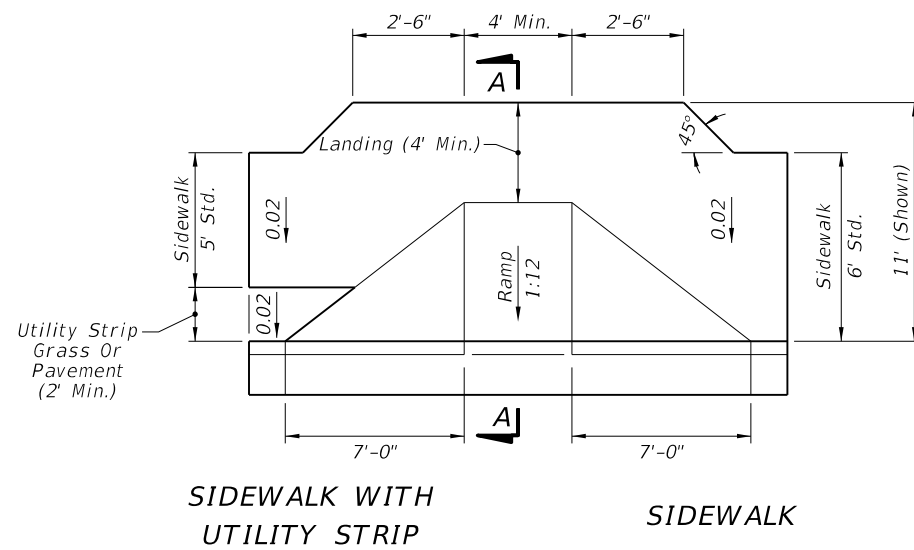
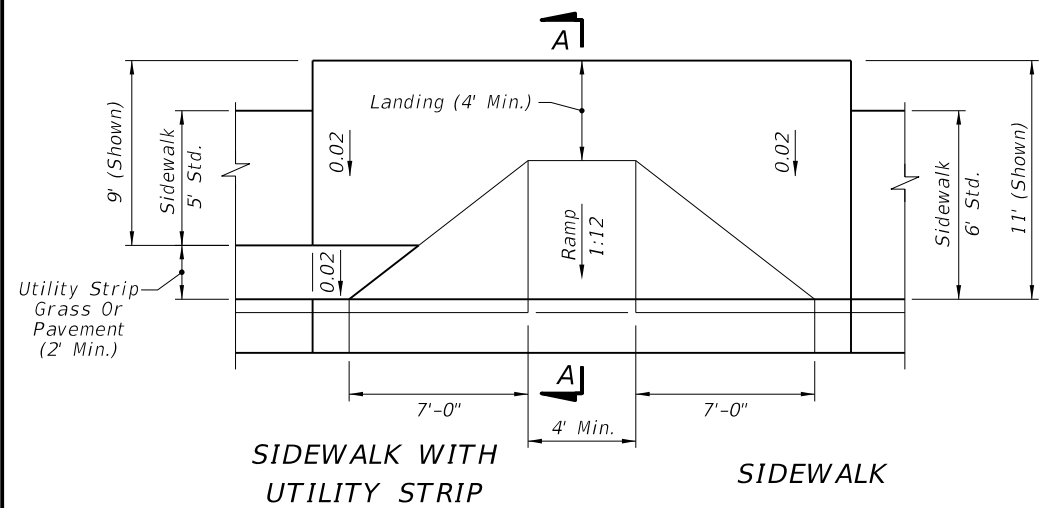
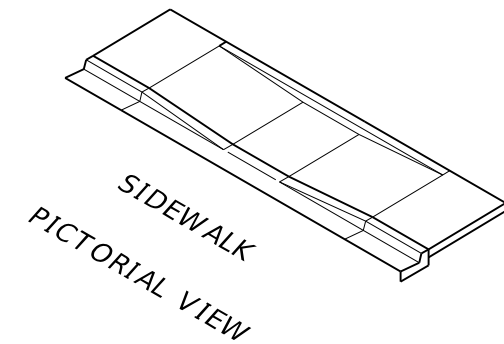
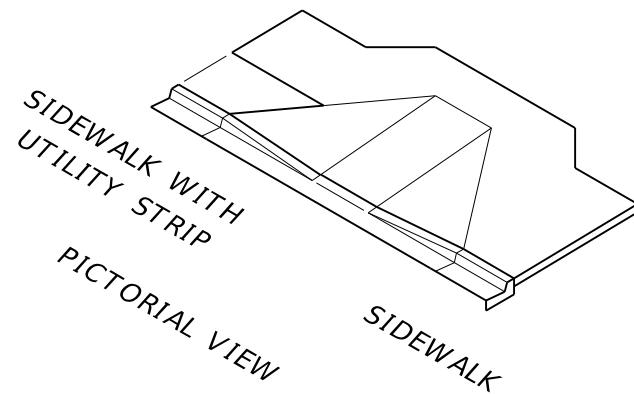
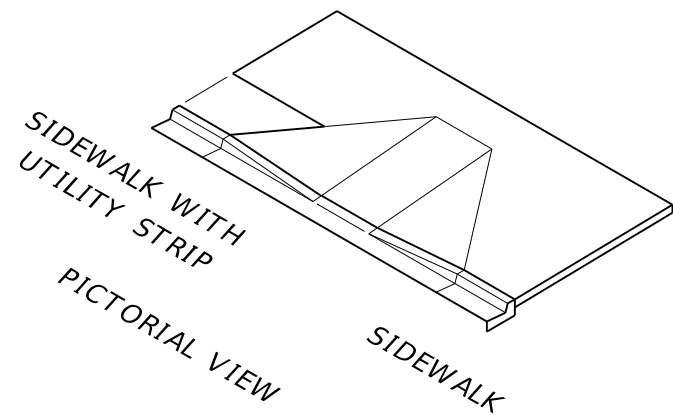
LEGEND

 Detectable Warnings

C:\projects\standards\roadway\0300-s\0304-01.dgn 5:08:51 PM 6/24/2013 sm970re

LAST REVISION 07/01/13	REVISION	DESCRIPTION:	 <p>FDOT 2014 DESIGN STANDARDS</p>	DETECTABLE WARNINGS AND SIDEWALK CURB RAMPS	INDEX NO. 304	SHEET NO. 1 of 7
---------------------------	----------	--------------	--	--	-------------------------	----------------------------

C:\projects\standards\roadway\03300-s\03304-02.dgn
 sm970re
 5:08:53 PM
 6/24/2013

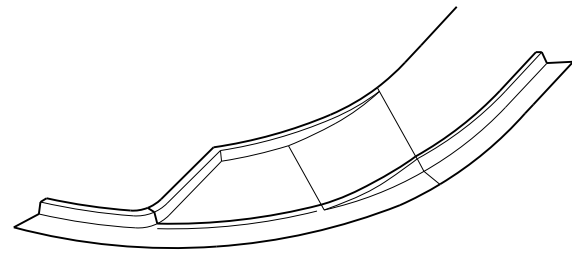


Note: For Additional Information On Sidewalk Curb Construction, See SIDEWALK CURB and SIDEWALK CURB OPTIONS details.

SIDEWALK CURB RAMPS WHERE RAMP AND LANDING DEPTHS ARE NOT RESTRICTED

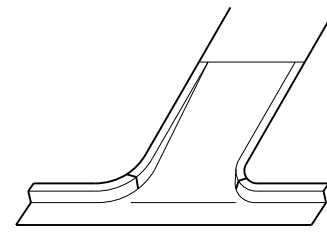
LAST REVISION 07/01/13	REVISION	DESCRIPTION:	 FDOT 2014 DESIGN STANDARDS	DETECTABLE WARNINGS AND SIDEWALK CURB RAMPS	INDEX NO. 304	SHEET NO. 2 of 7
---------------------------	----------	--------------	--	---	------------------	---------------------

C:\projects\standards\roadway\00300-s\00304-03.dgn
 sm970re
 5:08:55 PM
 6/24/2013



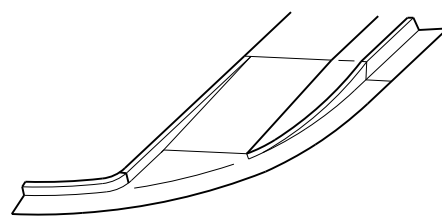
PICTORIAL VIEW

CR-D



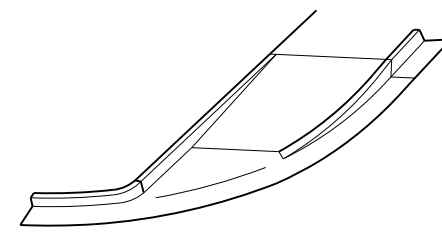
PICTORIAL VIEW

CR-E



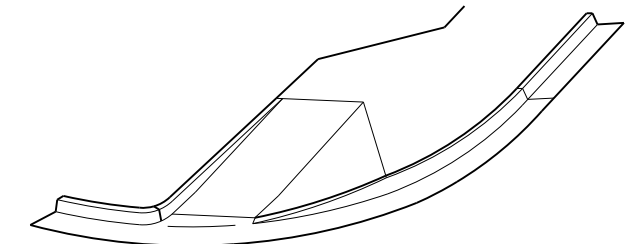
PICTORIAL VIEW

CR-F



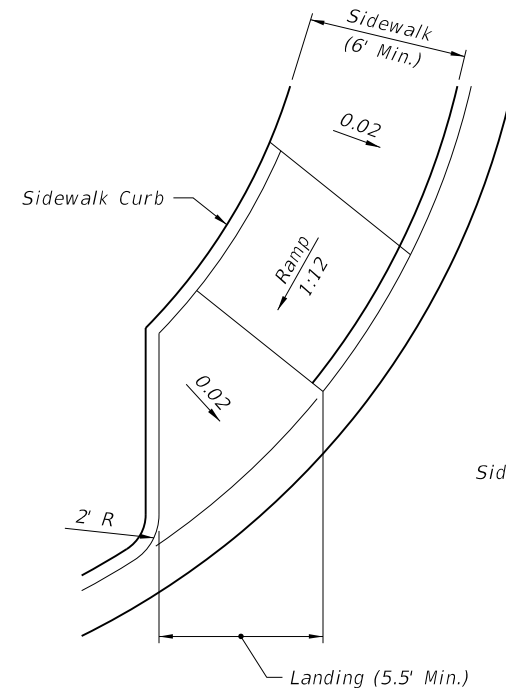
PICTORIAL VIEW

CR-G



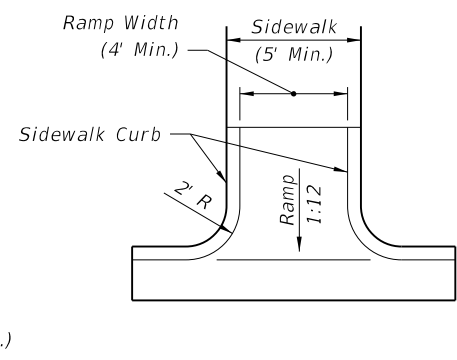
PICTORIAL VIEW

CR-H



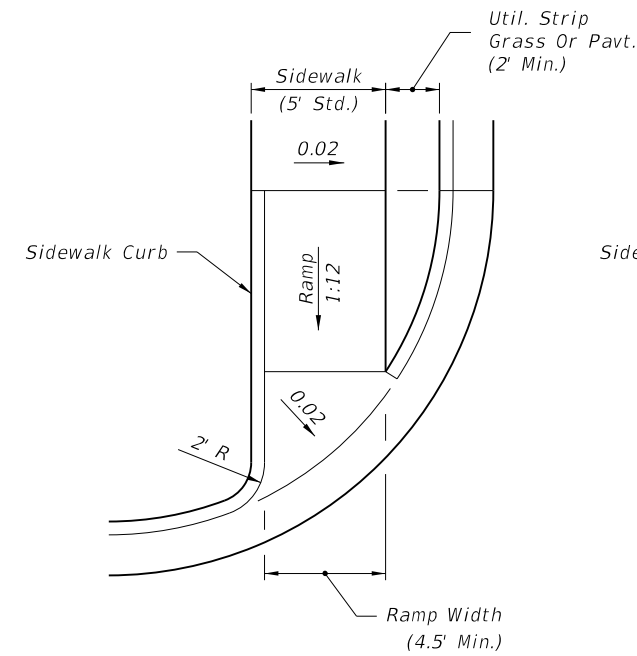
PLAN VIEW

CR-D



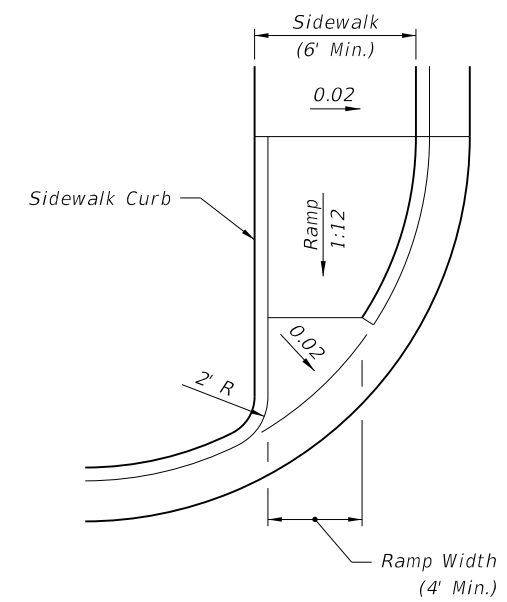
PLAN VIEW

CR-E



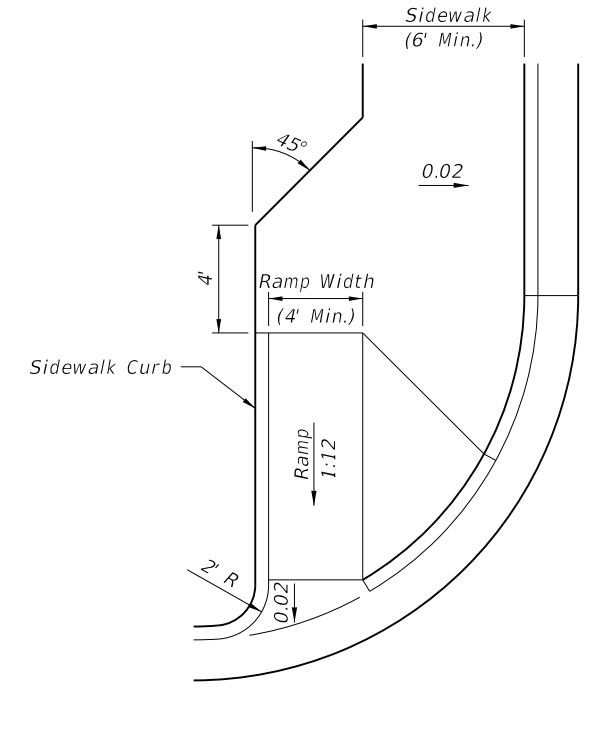
PLAN VIEW

CR-F



PLAN VIEW

CR-G

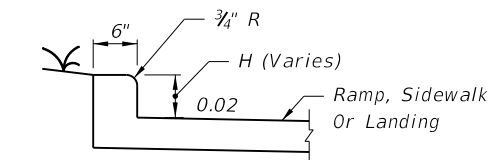


PLAN VIEW

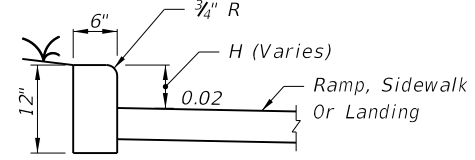
CR-H

DIMENSIONAL FEATURES OF SIDEWALK CURB RAMPS FOR LINEAR PEDESTRIAN TRAFFIC

LAST REVISION 07/01/13	REVISION	DESCRIPTION:	 FDOT 2014 DESIGN STANDARDS	DETECTABLE WARNINGS AND SIDEWALK CURB RAMPS	INDEX NO. 304	SHEET NO. 3 of 7
---------------------------	----------	--------------	--	---	------------------	---------------------

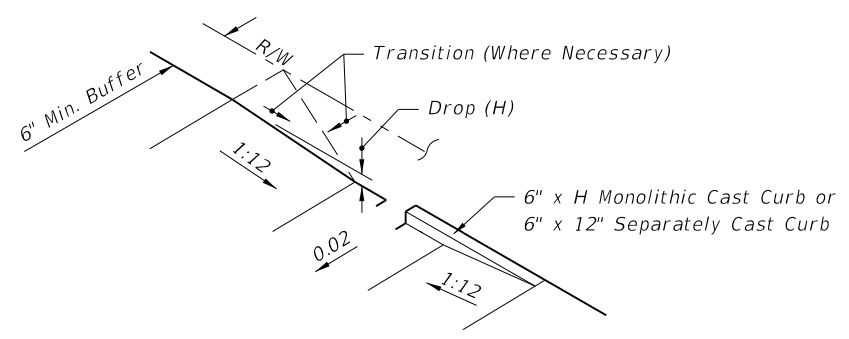


MONOLITHIC CAST CURB



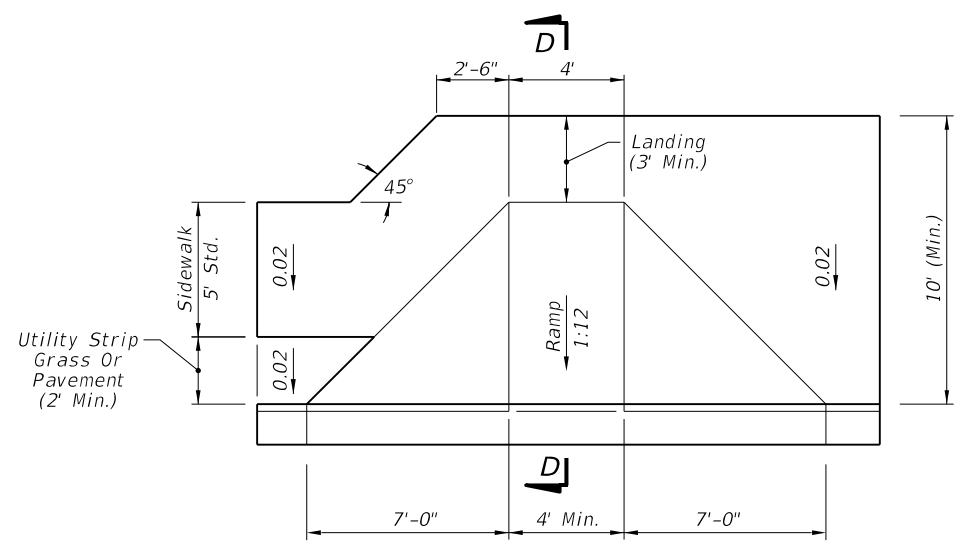
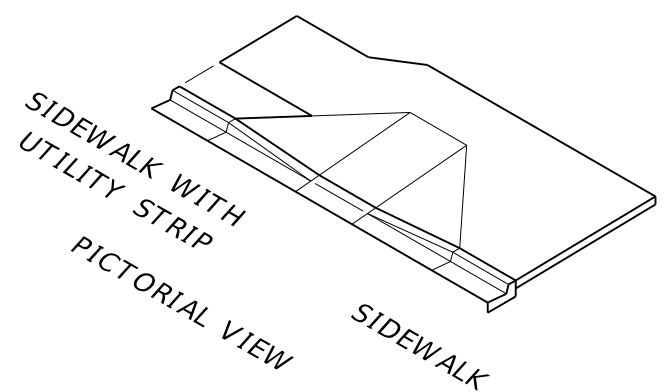
SEPARATELY CAST CURB

SIDEWALK CURB OPTIONS



Construct Sidewalk Curb In Cut Sections.

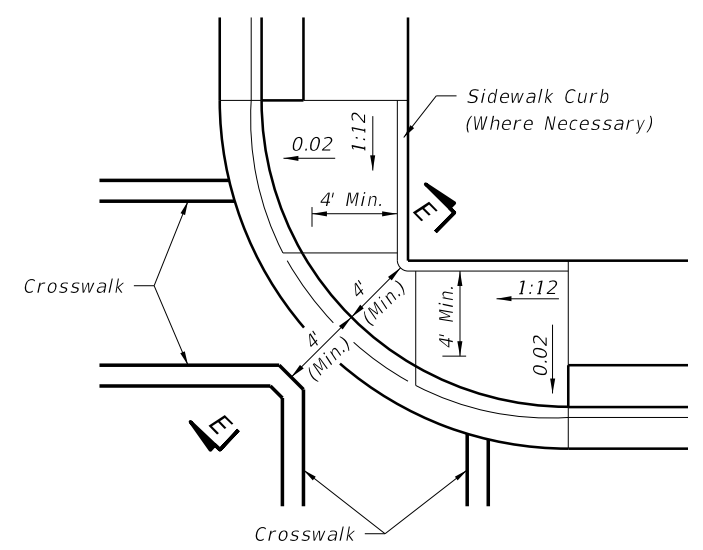
SIDEWALK CURB



SIDEWALK WITH UTILITY STRIP

PLAN VIEW

(CR-K)

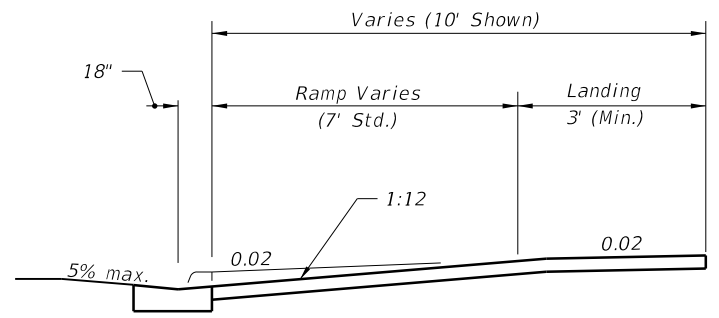


PLAN VIEW

(CR-L)

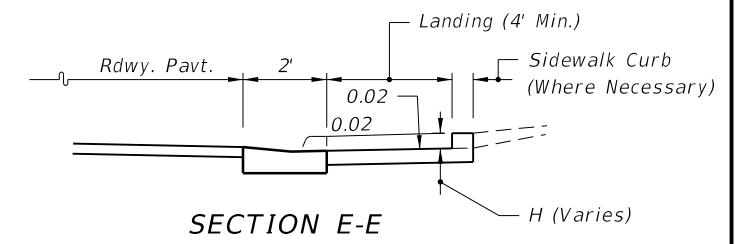
Note: Crosswalk Width and Configuration Vary; Must Conform to Index No. 17344 and 17346.

15' Radius Curve Shown for CR-L.



SECTION D-D

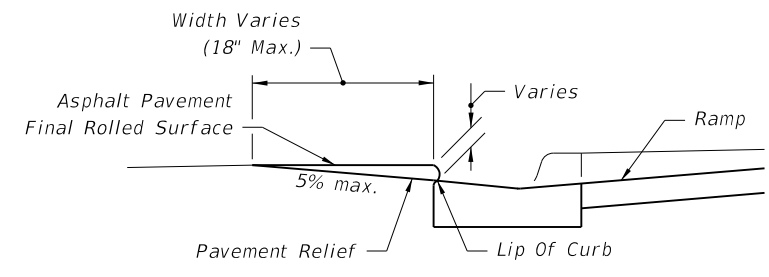
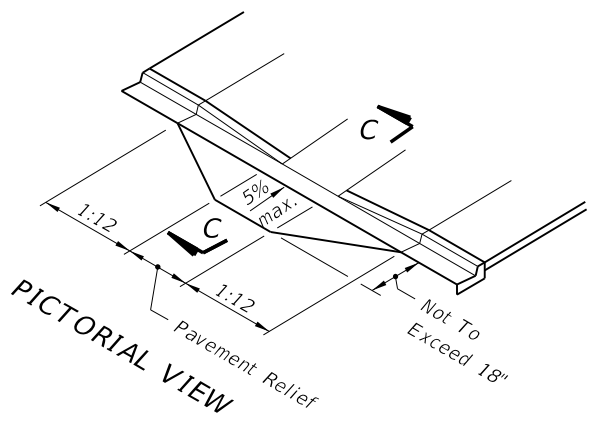
SECTION THROUGH RAMP AND LANDING (RESTRICTED CONDITIONS)



SECTION E-E

SECTION THROUGH LANDING (RESTRICTED CONDITIONS)

SIDEWALK CURB RAMPS WHERE RAMP AND LANDING DEPTHS ARE RESTRICTED



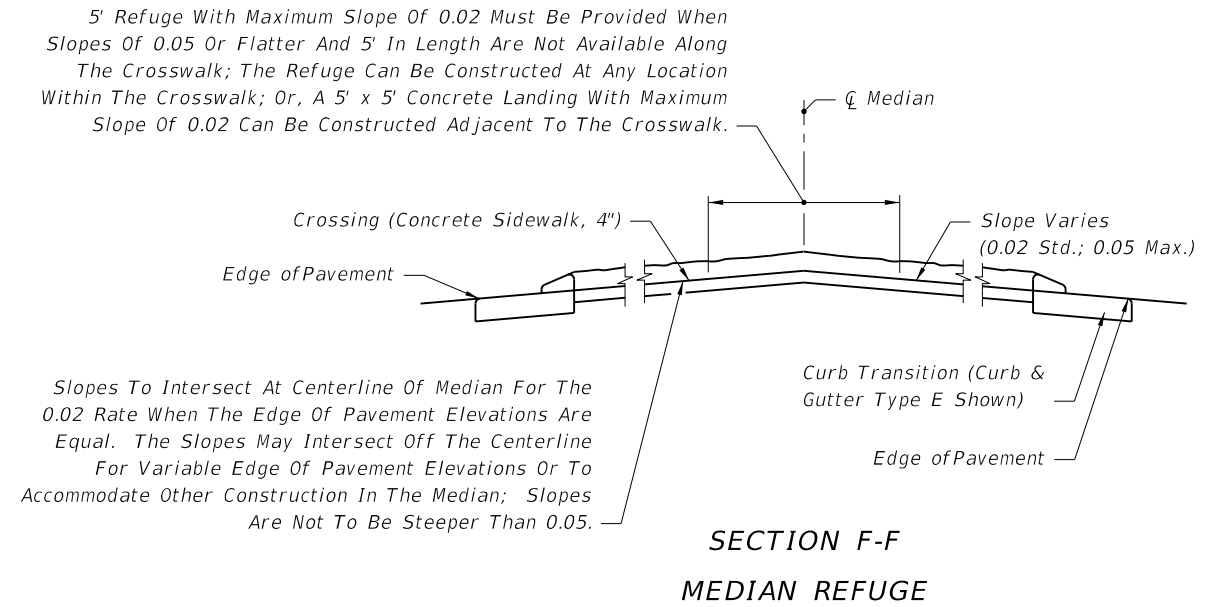
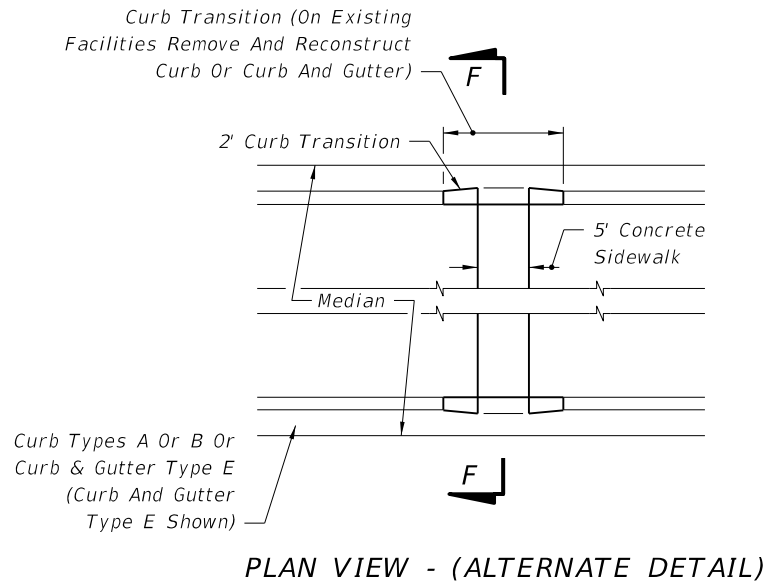
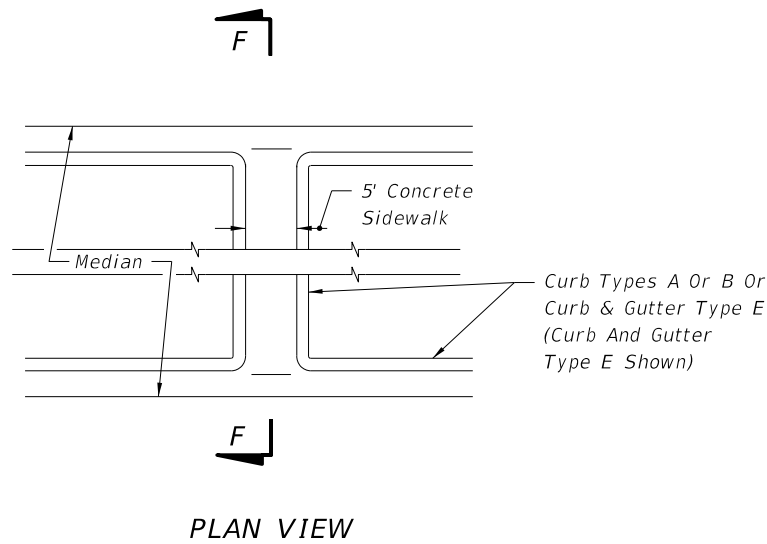
Note: Remove Elevated Pavement By Spading And Rolling; Smooth Milling; or Grinding

SECTION C-C

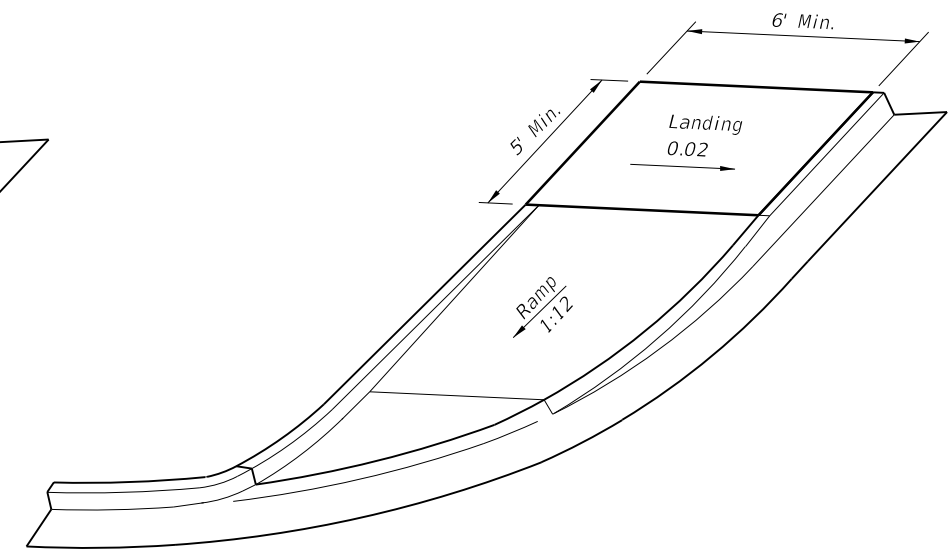
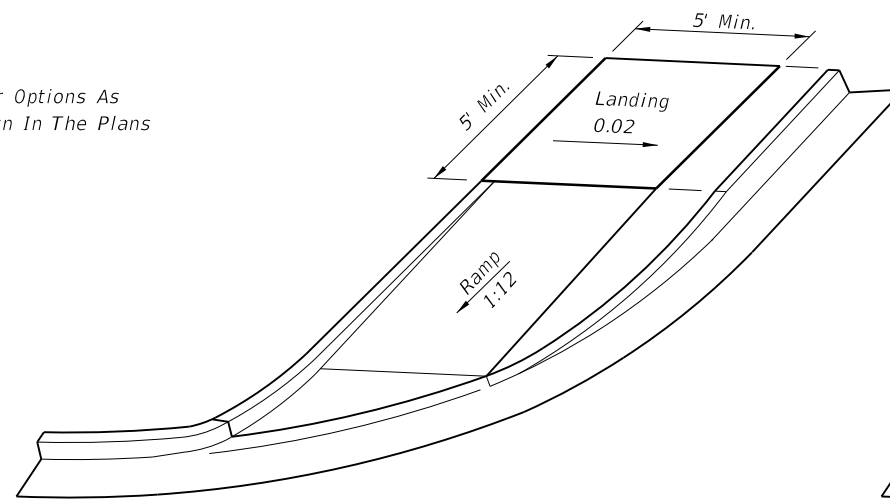
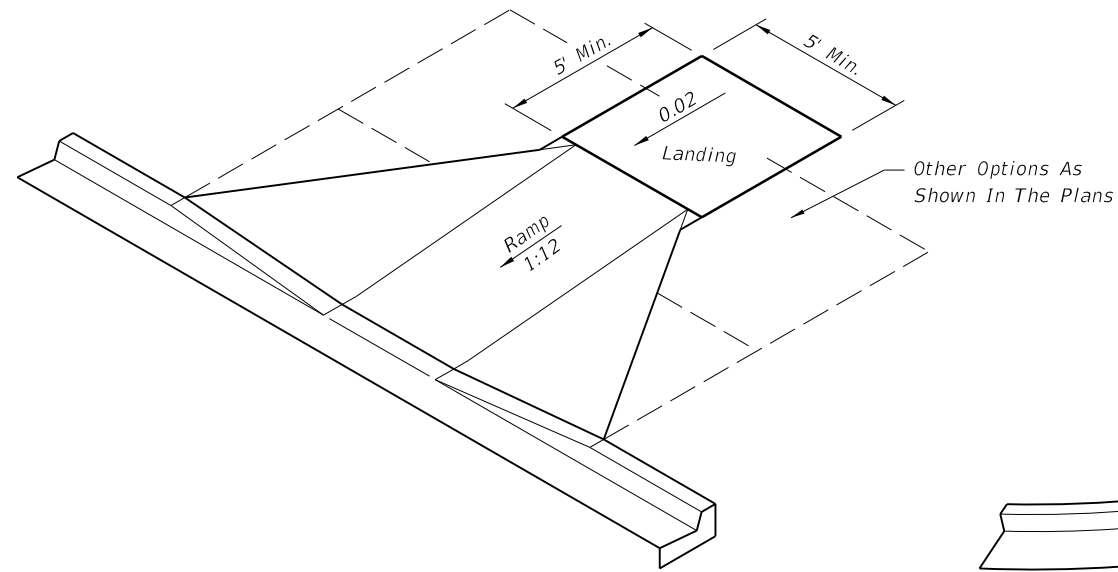
PAVEMENT RELIEF AT LIP OF CURB

C:\projects\standards\roadway\00300-s\00304-04.dgn sm970re 5:08:57 PM 6/24/2013

LAST REVISION 07/01/13	DESCRIPTION:	 FDOT 2014 DESIGN STANDARDS	DETECTABLE WARNINGS AND SIDEWALK CURB RAMPS	INDEX NO. 304	SHEET NO. 4 of 7



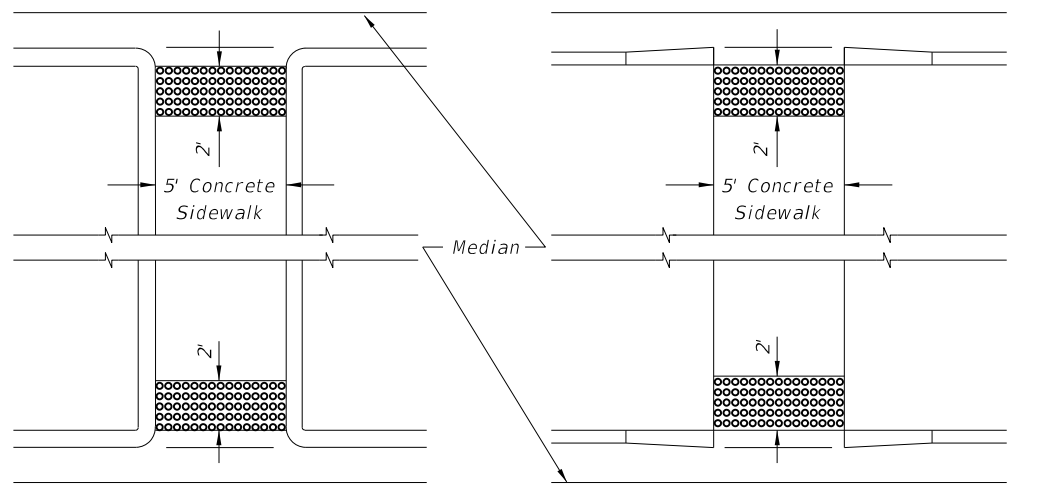
MEDIAN CROSSING



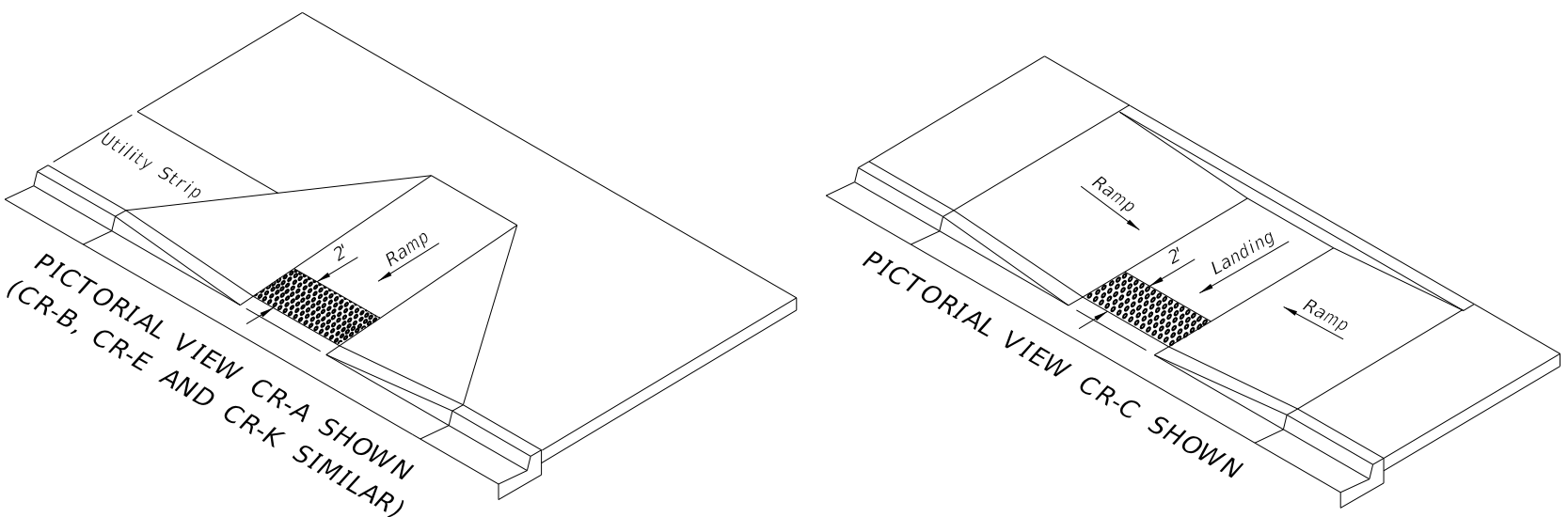
LANDINGS FOR CURB RAMPS WITHOUT SIDEWALKS

6/24/2013 5:08:58 PM sm970re C:\projects\standards\roadway\03300-s\03304-05.dgn

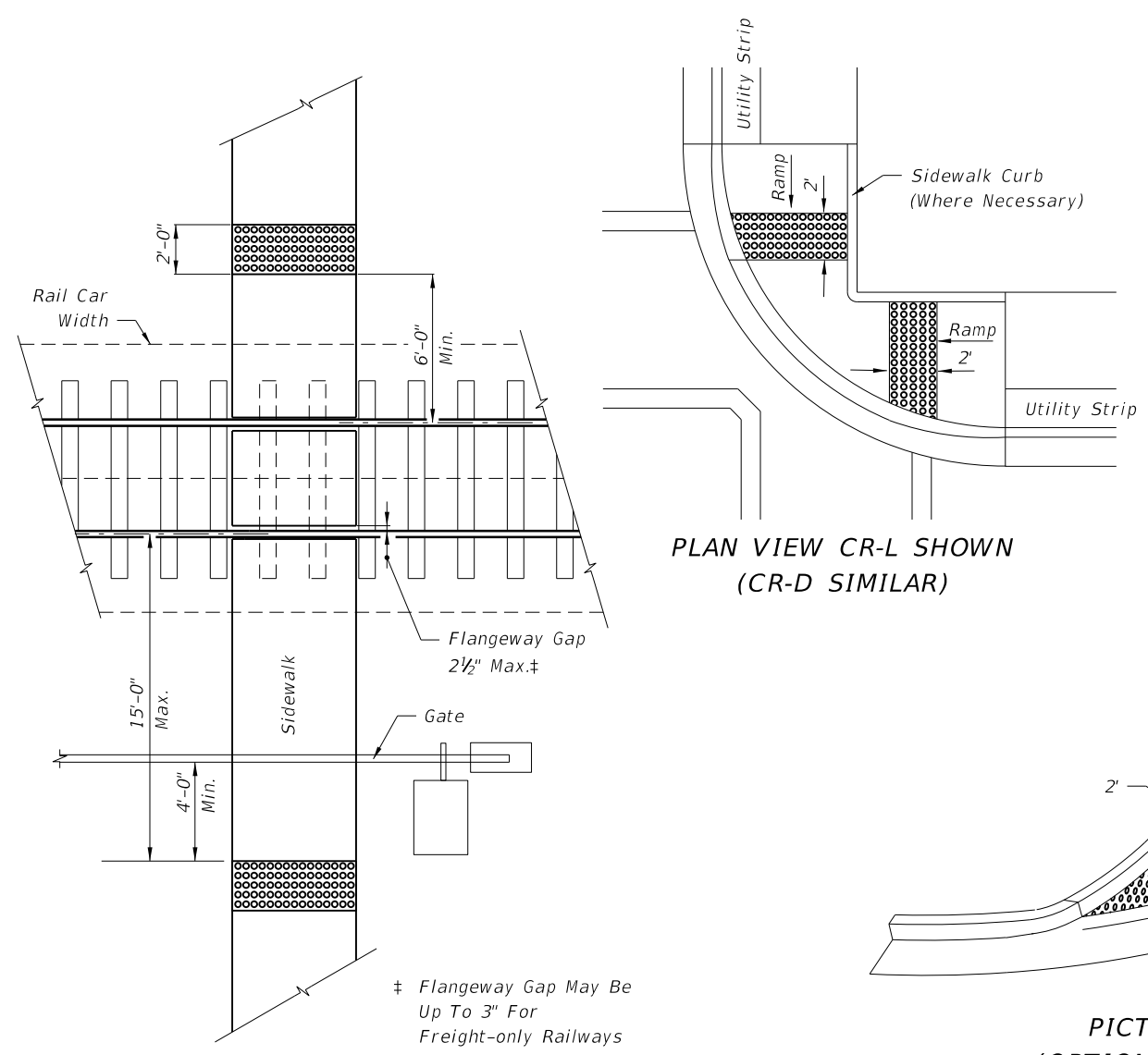
LAST REVISION 07/01/13	REVISION	DESCRIPTION:	 <p>FDOT 2014 DESIGN STANDARDS</p>	<p>DETECTABLE WARNINGS AND SIDEWALK CURB RAMPS</p>	<p>INDEX NO. 304</p>	<p>SHEET NO. 5 of 7</p>
---------------------------	----------	--------------	---	--	--------------------------	-----------------------------



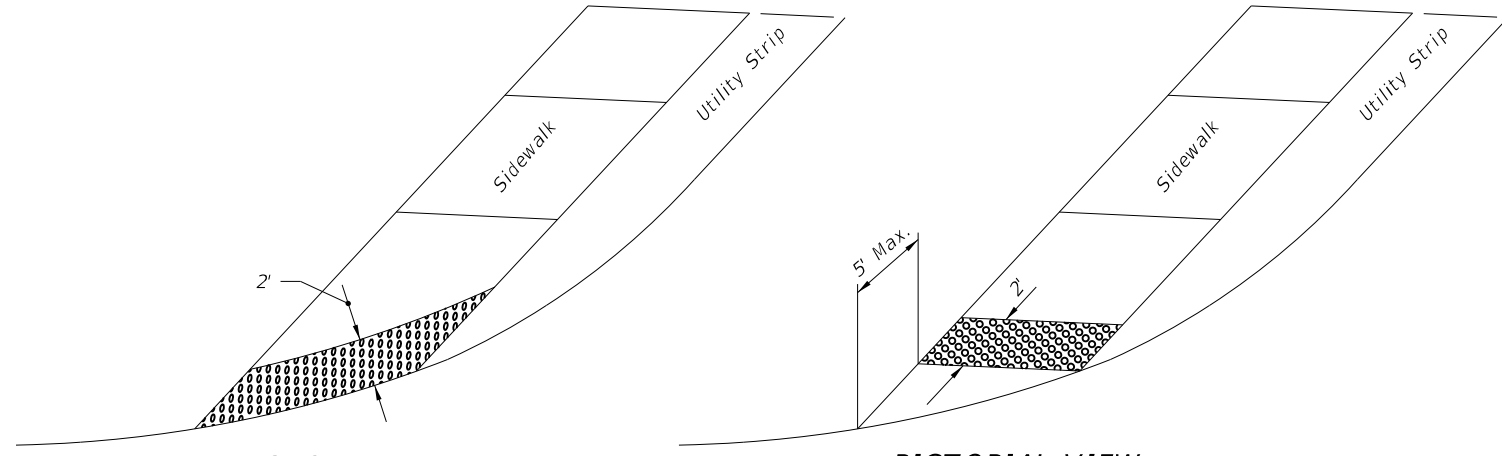
PLAN VIEW PLAN VIEW - (ALTERNATE DETAIL)
MEDIAN CROSSING



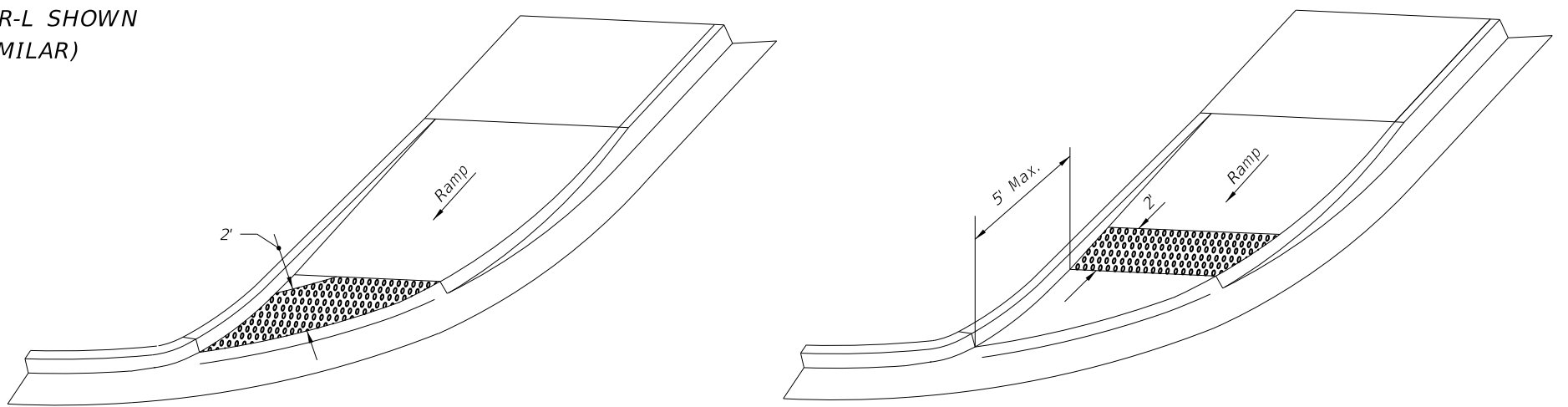
PICTORIAL VIEW CR-A SHOWN (CR-B, CR-E AND CR-K SIMILAR) PICTORIAL VIEW CR-C SHOWN



PLAN VIEW RAILROAD CROSSING PLAN VIEW CR-L SHOWN (CR-D SIMILAR)



PICTORIAL VIEW FLUSH SHOULDER (OPTION A) PICTORIAL VIEW FLUSH SHOULDER (OPTION B)



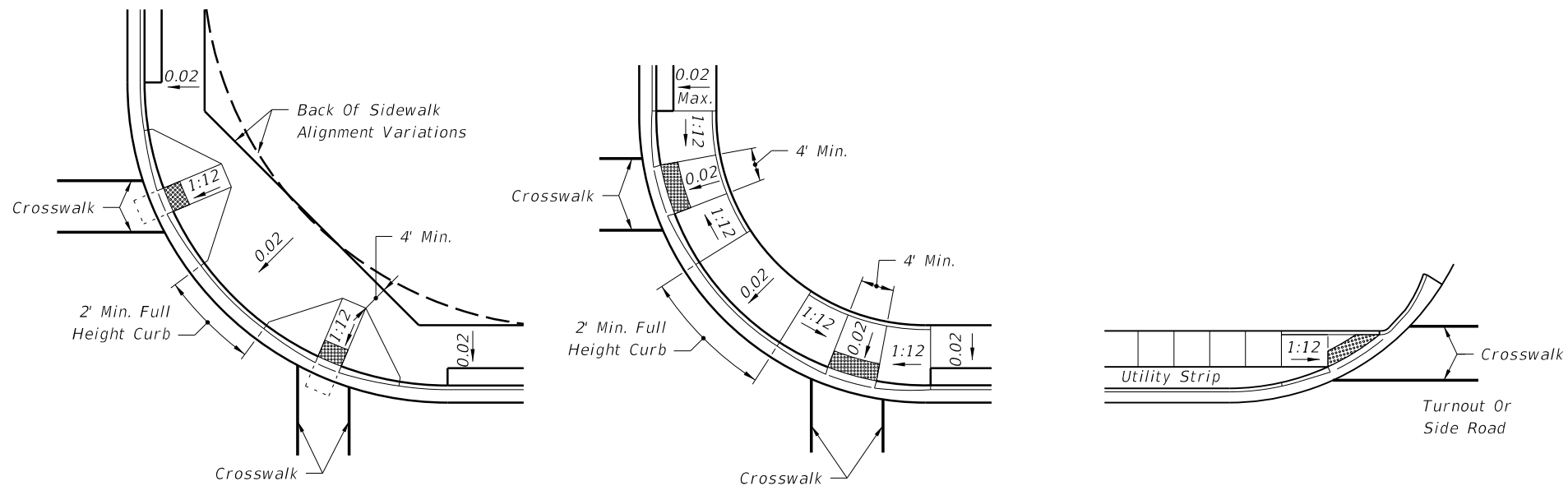
PICTORIAL VIEW CR-G SHOWN (OPTION A) (CR-F AND CR-H SIMILAR) PICTORIAL VIEW CR-G SHOWN (OPTION B) (CR-F AND CR-H SIMILAR)

TYPICAL PLACEMENT OF DETECTABLE WARNINGS

6/24/2013 5:09:00 PM sm970re C:\projects\standards\roadway\00300-s\00304-06.dgn

LAST REVISION 07/01/13	REVISION	DESCRIPTION:	 FDOT 2014 DESIGN STANDARDS	DETECTABLE WARNINGS AND SIDEWALK CURB RAMPS	INDEX NO. 304	SHEET NO. 6 of 7
---------------------------	----------	--------------	---	---	------------------	---------------------

6/24/2013 5:09:02 PM sm970re C:\projects\standards\roadway\00300-s\00304-07.dgn



RADIAL SIDEWALK RAMPS

LINEAR SIDEWALK RAMPS

NOTES:

1. Where crosswalk markings are used, ramps shall fall within the crosswalk limits. A clear space of 48" minimum is required at the bottom of the ramp within a marked crosswalk. If crosswalk markings are not present, a clear space of 48" minimum is required at the bottom of the ramp outside of active travel lanes.
2. Crosswalk widths and configurations vary; must conform to Index No. 17344 and 17346.

TYPICAL PLACEMENT OF SIDEWALK CURB RAMPS AT CURBED RETURNS

TABLE OF DETECTABLE WARNINGS		
CURB RAMP TYPE	CURB RADIUS (FT)	TOTAL AREA (SF)
CR-A	N/A	8
CR-B	N/A	8
CR-C	N/A	8
CR-D	25	11
CR-E	N/A	8
CR-F	10	9
	20	11
	25	13
	30	14
CR-G	10	10
	20	11
	25	12
	30	14
CR-H	20	8
	25	8
	30	8
CR-K	N/A	8
CR-L	10	18
	15	13
FLUSH SHOULDER		
OPTION A	10	11
	20	14
	25	15
	30	17
	40	19
	50	21
OPTION B	10	10
	20	10
	25	10

Note:
Due to construction applications, CR-L is the only curb ramp for which a detectable warning quantity was calculated using a curb radius of 15'.

For flush shoulder options with 5' sidewalks, the back of sidewalk is measured at 10' from the edge of traveled way.

AREAS OF DETECTABLE WARNINGS FOR SIDEWALK CURB RAMP AND FLUSH SHOULDER APPLICATIONS