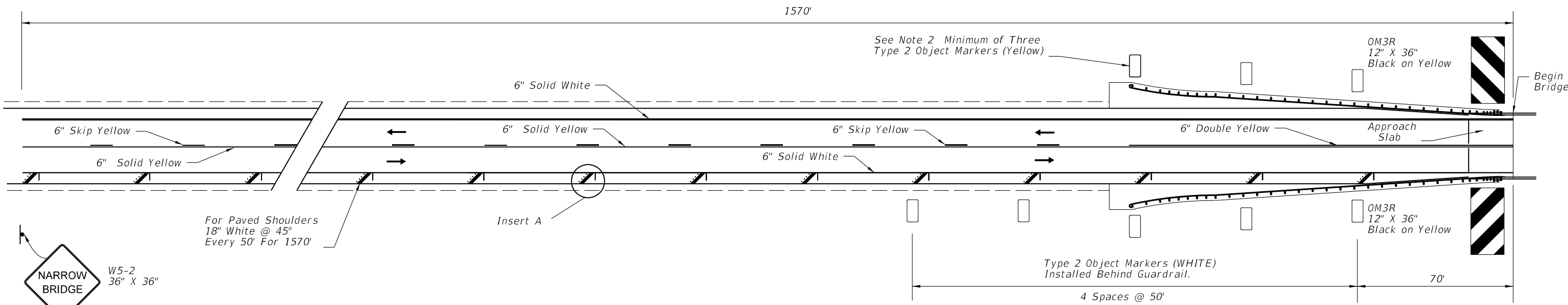


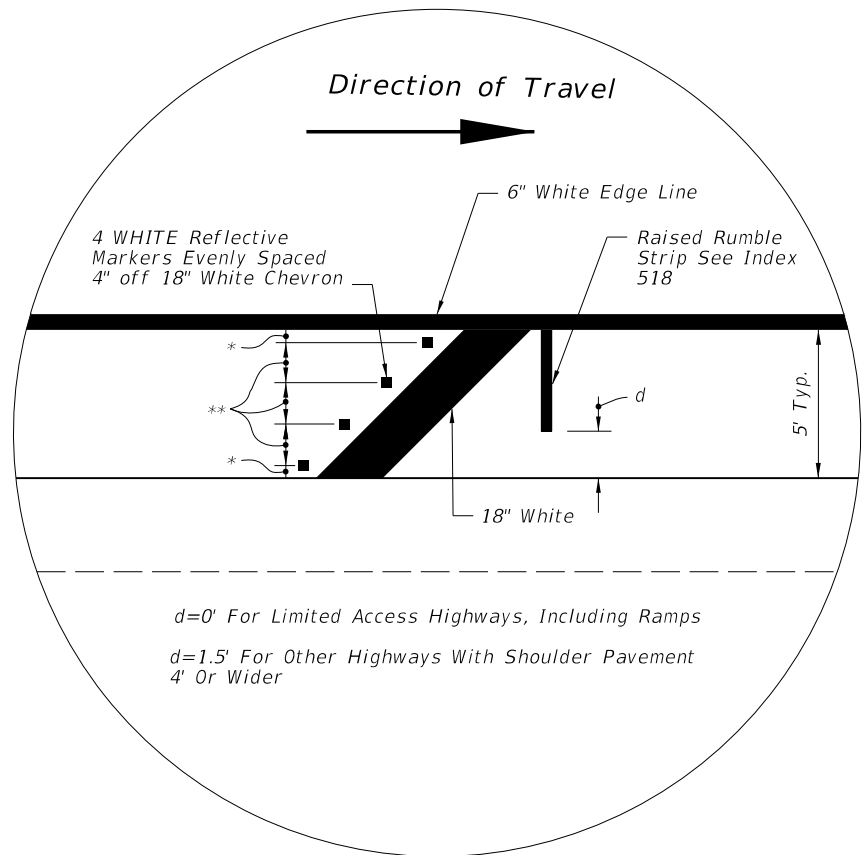
One-Way Traffic



2-Way Traffic

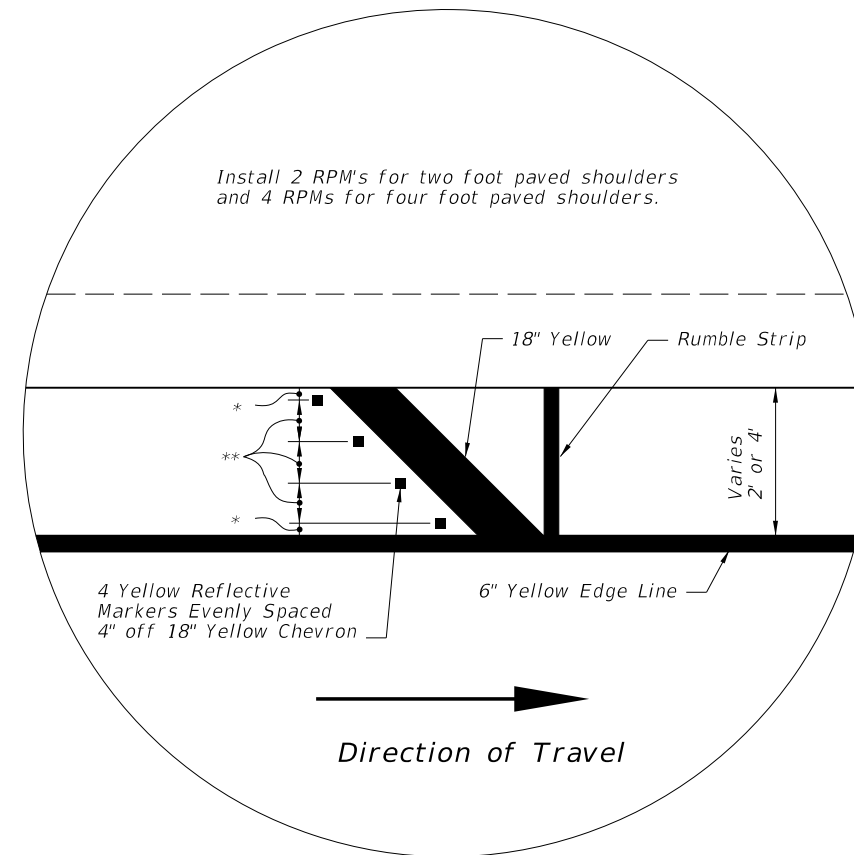
C:\projects\standards\roadway\17300-s\17359-01.dgn  
r0960rh  
12:21:09 PM  
6/28/2012

LAST REVISION	REVISION	DESCRIPTION:		<b>FDOT DESIGN STANDARDS</b> 2013	<b>RURAL NARROW BRIDGE TREATMENT</b>	INDEX NO.	SHEET NO.
07/01/09						17359	1



- \* 1/8 Length (4' and 5' shoulder)  
1/4 Length (2' shoulder)
- \*\* 1/4 Length (4' and 5' shoulder)  
1/2 Length (2' shoulder)

INSERT A



- \* 1/8 Length (4' and 5' shoulder)  
1/4 Length (2' shoulder)
- \*\* 1/4 Length (4' and 5' shoulder)  
1/2 Length (2' shoulder)

INSERT B

NOTES:

1. Bridges should be marked as narrow bridges under the following conditions:
  - (1) For approach roadways with paved shoulders when the bridge width including shoulders is less than the width of the approach roadway including paved shoulders.
  - (2) For approach roadways without paved shoulders when the bridge shoulder width is less than 2'.
2. Roadways with Two-Way Traffic:  
No passing zone should be extended 1570' in advance of narrow bridge.
3. If the bridge or the approach is on a curve, delineators shall be installed for a distance of 1570' in advance of narrow bridge on the outside portion of the roadway. Spacing shall be 100' between delineators. Delineators are to be placed not less than 2' or not more than 8' outside the outer edge of pavement.
4. Object markers and delineators on both sides of roadway shall face traffic approaching bridge
5. The OM-3R & OM-3L object markers shall be installed 4' above the roadway edge. The panels may be post mounted at the bridges.

6/28/2012 12:21:11 PM rd960rh C:\projects\standards\roadway\17300-s\17359-02.dgn

LAST REVISION	07/01/09	DESCRIPTION:		<b>FDOT DESIGN STANDARDS</b> 2013	<b>RURAL NARROW BRIDGE TREATMENT</b>	INDEX NO.	SHEET NO.
						17359	2