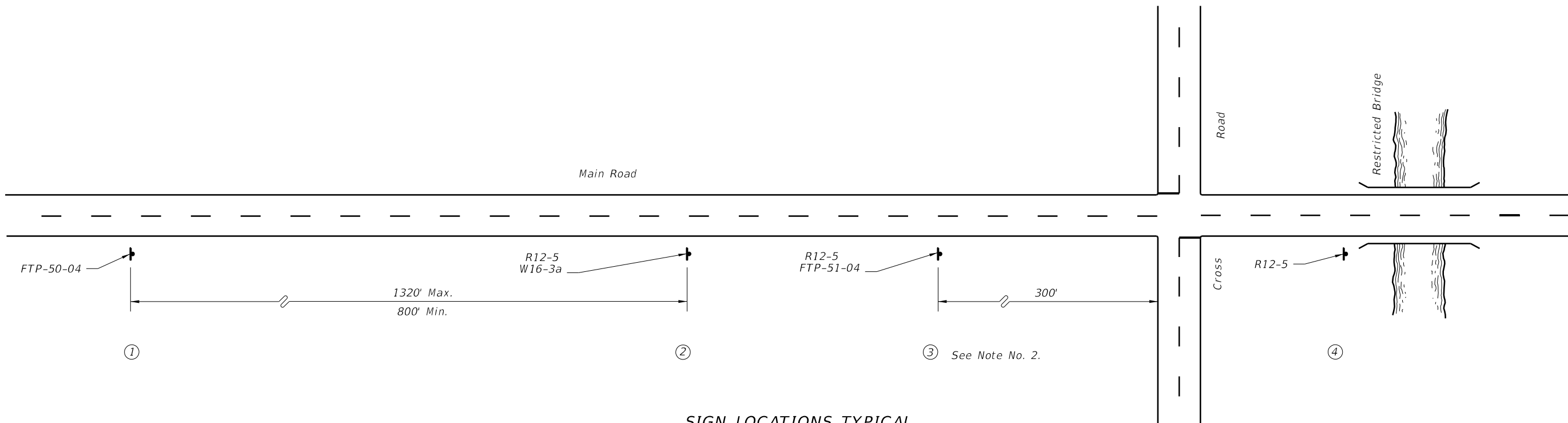

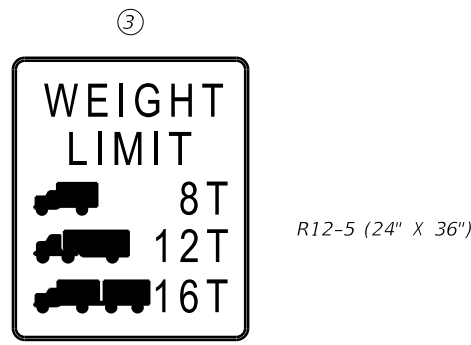

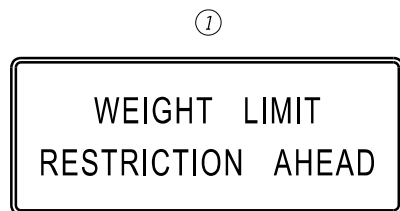


C:\projects\standards\roadway\17300-s\17357-01.dgn  
 rd960/h  
 12:20:47 PM  
 6/29/2012



SIGN LOCATIONS TYPICAL



1. See Standard Highway Signs for sign R12-5 and W16-3 details.
2. Location of Sign No. 3 may require some field adjustment.
3. The Cross Road is the last detour to route around the restricted bridge.
4. Location of Sign No. 2 should be established from the Cross Road the following approximate distances; Interstate-1 Mile Non- Interstate-1/2 Mile.
5. See Index 17355 for sign details.

LAST REVISION 01/01/12	DESCRIPTION:		<b>FDOT DESIGN STANDARDS</b> 2013	<b>BRIDGE WEIGHT RESTRICTIONS</b>	INDEX NO. 17357	SHEET NO. 1
REVISION						