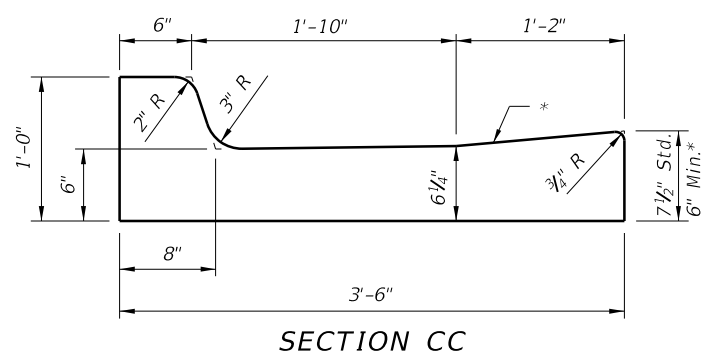
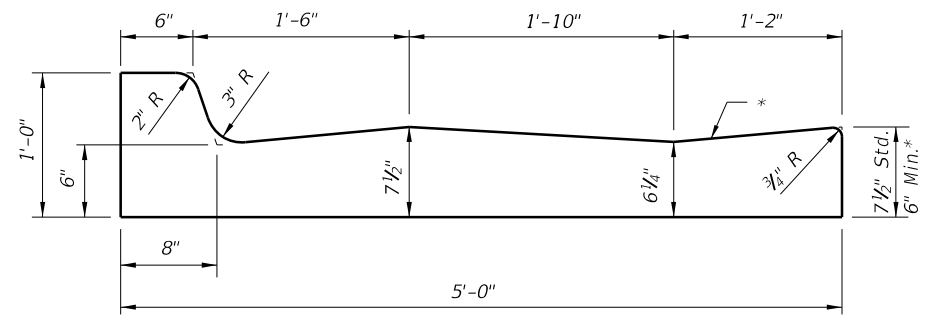
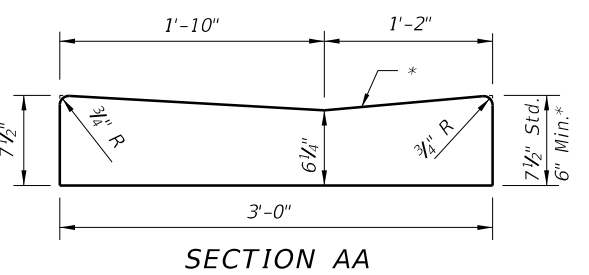
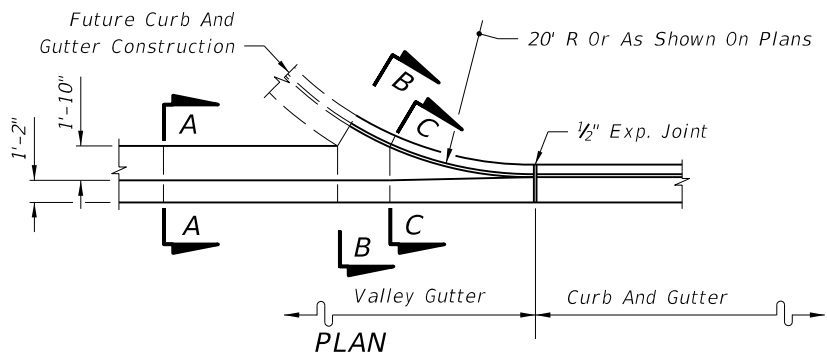


C:\projects\standards\roadway\00300-s\00300-01.dgn
 rd960rh
 9:37:51 AM
 6/29/2012

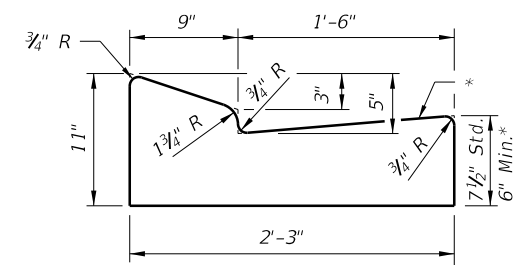


VALLEY GUTTER

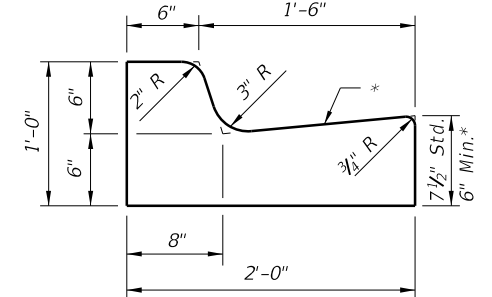
* When used on high side of roadways, the cross slope of the gutter shall match the cross slope of the adjacent pavement. The thickness of the lip shall be 6", unless otherwise shown on plans.

▣ Rotate entire section so that gutter cross slope matches slope of adjacent circulating roadway pavement.

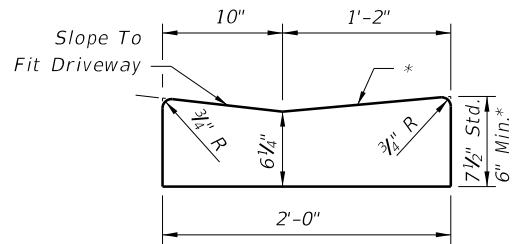
For use adjacent to concrete or flexible pavement. For details depicting usage adjacent to flexible pavement, see Sheet 2. Expansion joint, preformed joint filler and joint seal are required between curb & gutter and concrete pavement only, see Sheet 2.



TYPE E

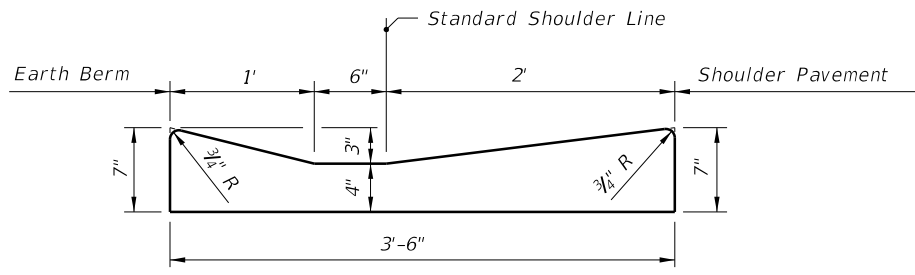


TYPE F

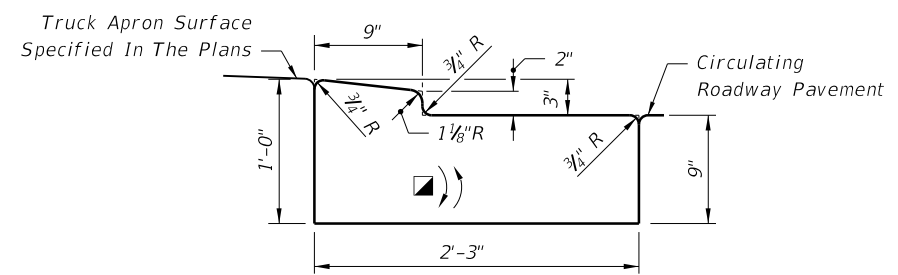


Note: To be paid for as parent curb.

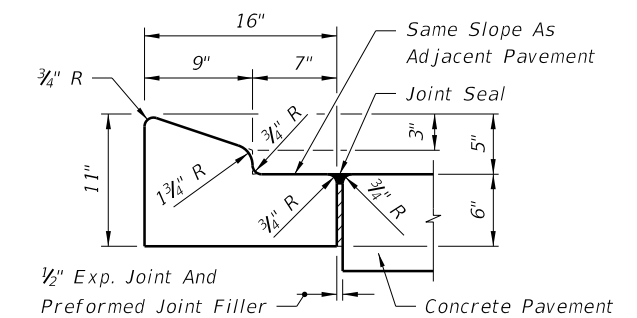
DROP CURB



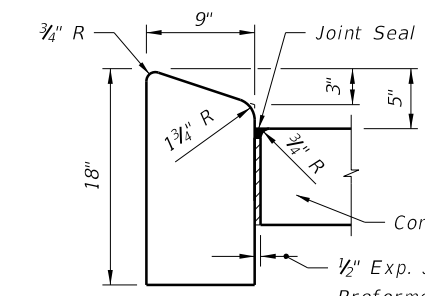
SHOULDER GUTTER



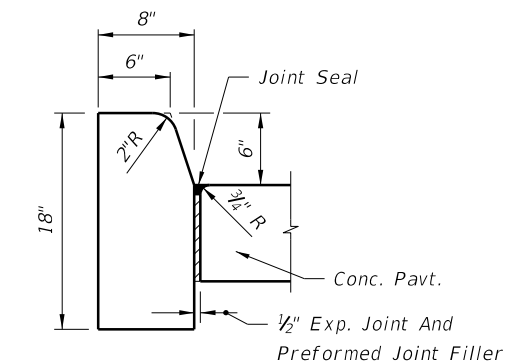
TRAFFIC BEARING SECTION FOR USE IN ROUNDABOUT CENTRAL ISLAND CONSTRUCTION TYPE RA



TYPE A



TYPE B



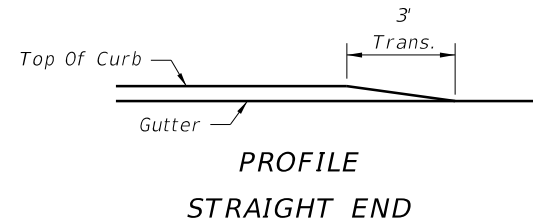
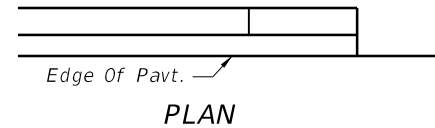
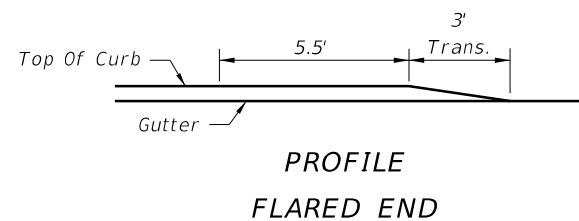
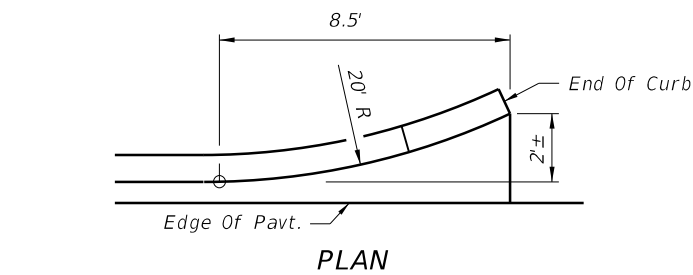
TYPE D

Note: For use adjacent to concrete or flexible pavement, concrete shown. Expansion joint, preformed joint filler and joint seal are required between curbs and concrete pavement only, see Sheet 2.

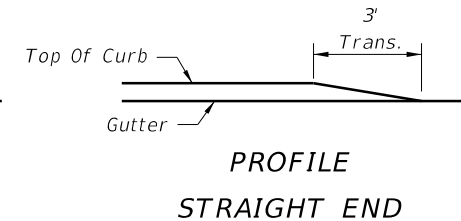
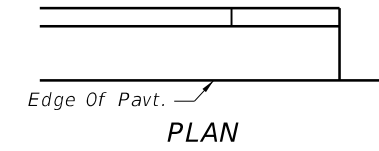
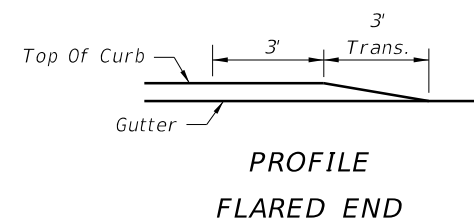
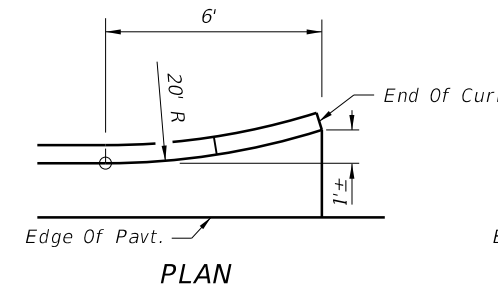
CONCRETE CURB

CONCRETE CURB AND GUTTER

LAST REVISION	00	DESCRIPTION:		FDOT DESIGN STANDARDS 2013	CURB & CURB AND GUTTER	INDEX NO.	300	SHEET NO.	1
---------------	----	--------------	--	---	-----------------------------------	-----------	-----	-----------	---

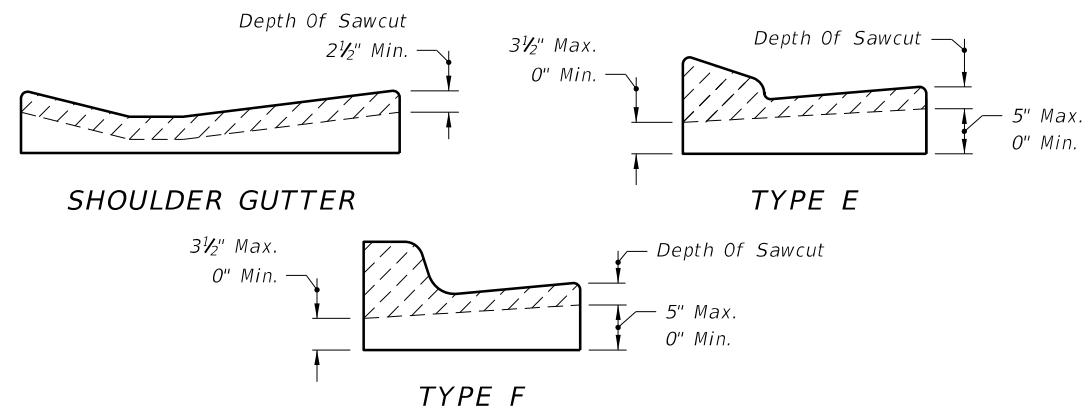


CURB TYPE A



CURB AND GUTTER TYPES E & F

CURB AND GUTTER ENDINGS

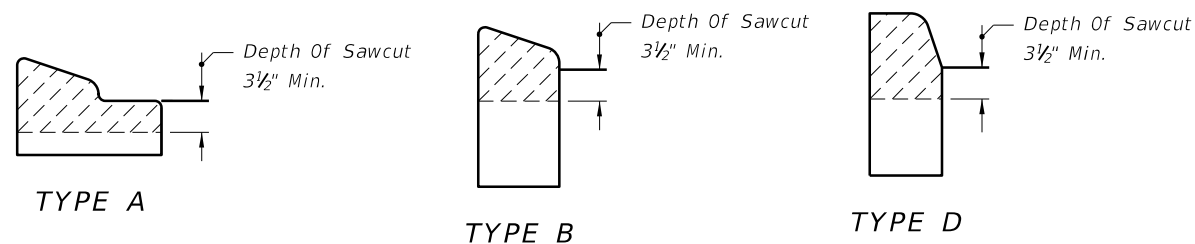


SHOULDER GUTTER

TYPE E

TYPE F

Sawcuts should be avoided within valley gutter and within curb and gutter endings.
CONTRACTION JOINT IN CURB AND GUTTER

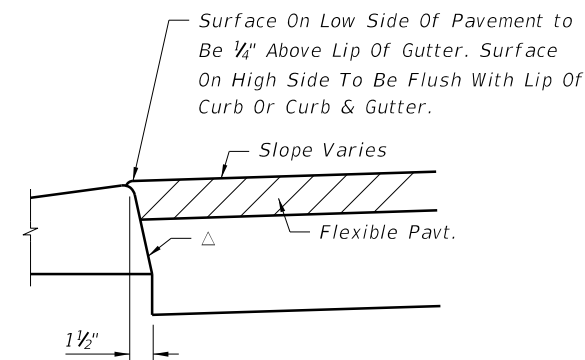


TYPE A

TYPE B

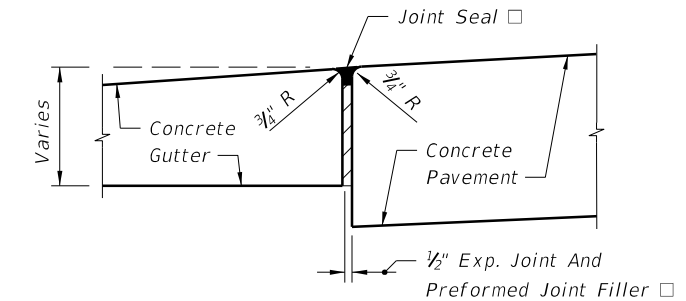
TYPE D

CONTRACTION JOINT IN CURB



△ Applies to both high and low sides of pavement, low side shown.
 Applies to shoulder gutter only where adjoining traffic lanes.

CURB AND GUTTER AND TYPE A CURB
 ADJACENT TO FLEXIBLE PAVEMENT

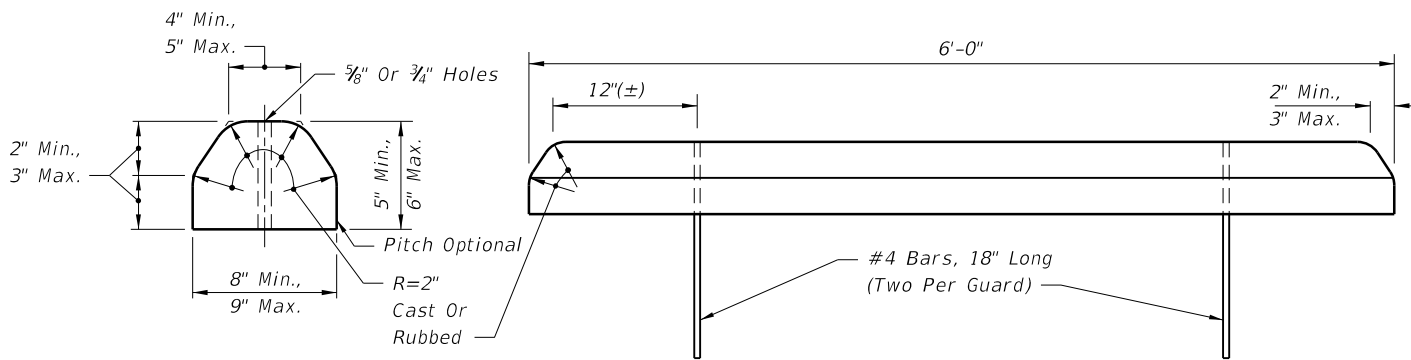


□ Applies to both high and low sides of pavement, low side shown.

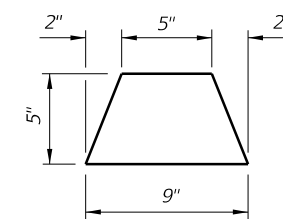
EXPANSION JOINT BETWEEN GUTTER
 AND CONCRETE PAVEMENT

GENERAL NOTES

1. For curb, gutter and curb & gutter provide 1/8" - 1/4" contraction joints at 10' centers (max.). Contraction joints adjacent to concrete pavement on tangents and flat curves are to match the pavement joints, with intermediate joints not to exceed 10' centers. Curb, gutter and curb & gutter expansion joints shall be located in accordance with Section 520 of the Standard Specifications.
2. Ends of Curbs Types B and D shall transition from full to zero heights in 3'.



CONCRETE BUMPER GUARD



ASPHALTIC CONCRETE CURB

C:\projects\standards\roadway\00300-s\00300-02.dgn
 rd960rh
 9:37:53 AM
 6/28/2012

LAST REVISION	DESCRIPTION:	 FDOT DESIGN STANDARDS 2013	CURB & CURB AND GUTTER		INDEX NO.	SHEET NO.
00	REVISION				300	2