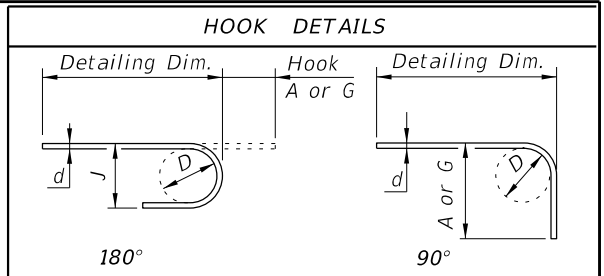
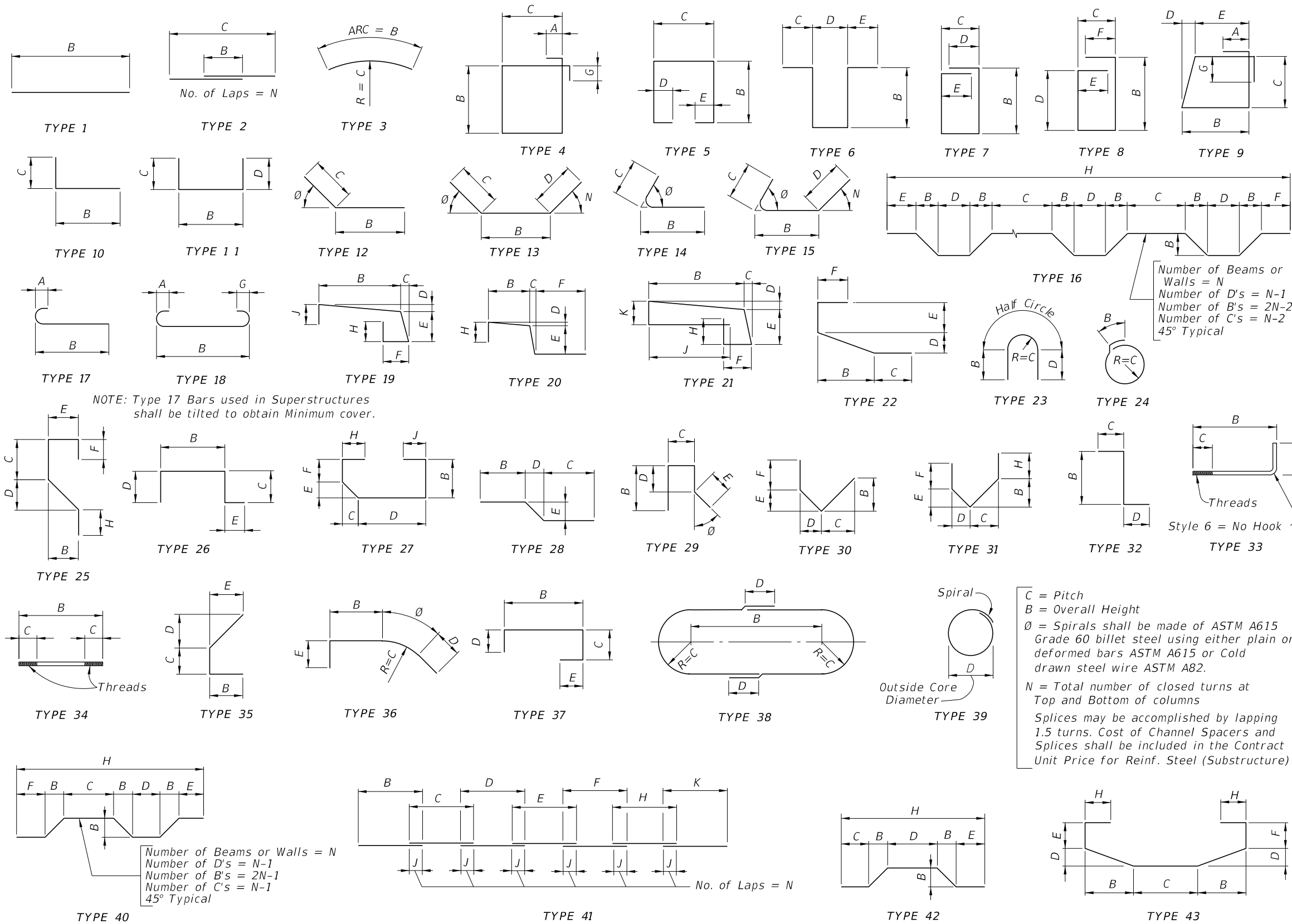
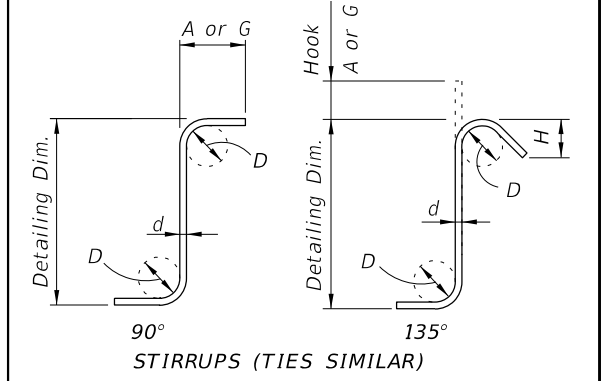


12/30/2011 11:51:34 AM r0960rh C:\projects\standards\structures\current\ready\4release\2012book_draft\21300-1of1.dgn



BAR SIZE	D	180° HOOKS		90° HOOKS
		A OR G	J	A OR G
#3	2 1/4"	5"	3"	6"
#4	3"	6"	4"	8"
#5	3 3/4"	7"	5"	10"
#6	4 1/2"	8"	6"	1'-0"
#7	5 1/4"	10"	7"	1'-2"
#8	6"	11"	8"	1'-4"
#9	9 1/2"	1'-3"	11 3/4"	1'-7"
#10	10 3/4"	1'-5"	1'-1 1/4"	1'-10"
#11	12"	1'-7"	1'-2 3/4"	2'-0"
#14	18 1/4"	2'-3"	1'-9 3/4"	2'-7"
#18	24"	3'-0"	2'-4 1/2"	3'-5"
STYLE		1		3



BAR SIZE	D	90° HOOKS		135° HOOKS	
		A or G	A or G	A or G	H *
#3	1 1/2"	4"	4"	4"	2 1/2"
#4	2"	4 1/2"	4 1/2"	4 1/2"	3"
#5	2 1/2"	6"	5 1/2"	5 1/2"	3 3/4"
#6	4 1/2"	1'-0"	8"	8"	4 1/2"
#7	5 1/4"	1'-2"	9"	9"	5 1/4"
#8	6"	1'-4"	10 1/2"	10 1/2"	6"
STYLE		4		5	

STYLE 6 = NO HOOK

* Dimension is approximate.
 Hook Styles Detailed on this sheet are for Illustration Only.
 Actual Hook Style for any particular bar will be shown under A or G Heading on REINFORCING BAR LIST sheet(s) in Structures Plans.
 All Dimensions are out-to-out.

NOTE: For Bar Dimensions See REINFORCING BAR LIST Sheet(s) in Structures Plans.