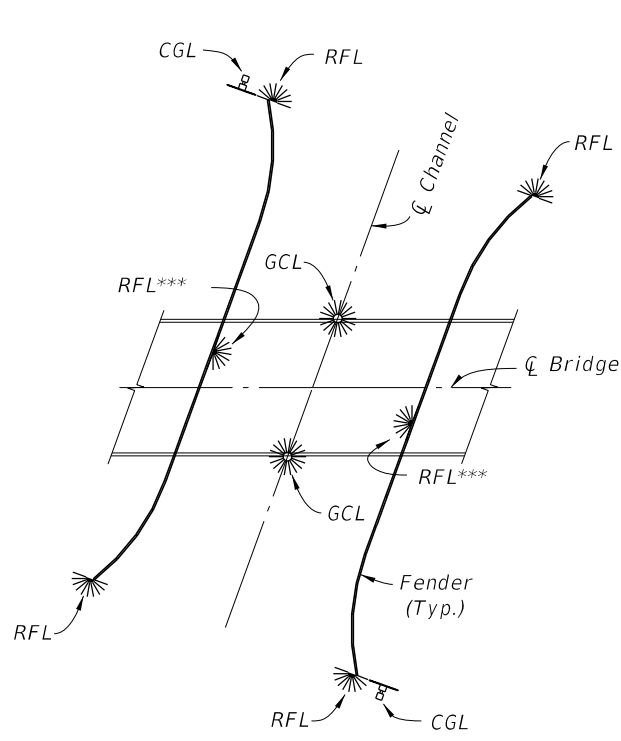
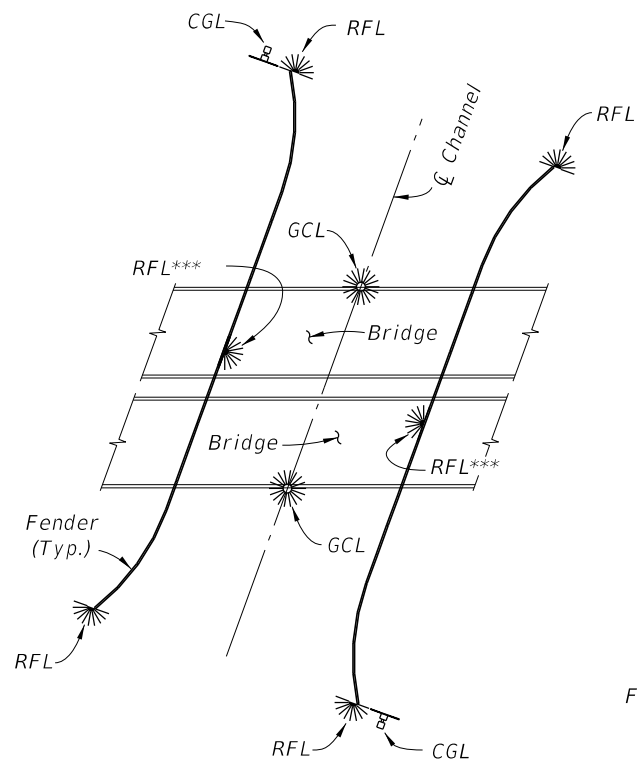


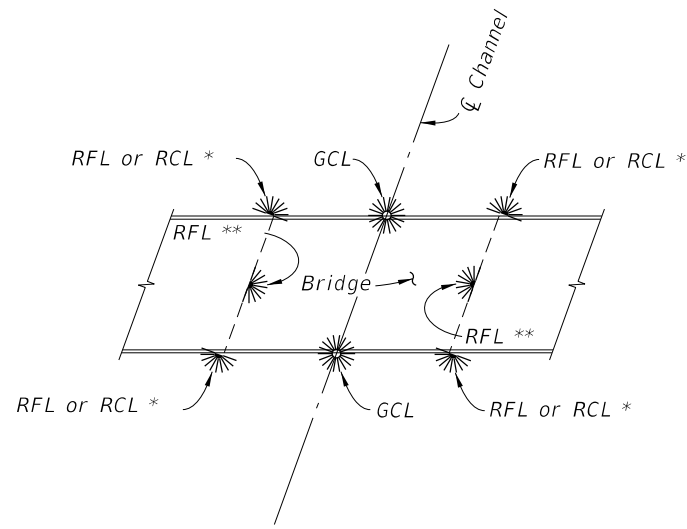
C:\projects\standards\structures\current\read\4\release\2012book_draft\21220-1of2.dgn
12/30/2011 11:51:28 AM rd960rh



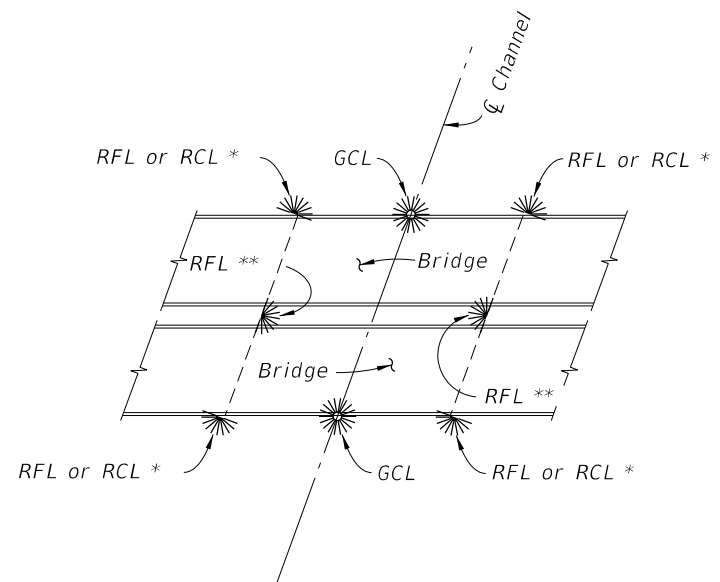
NAVIGATION LIGHT SYSTEM SCHEMATIC FOR SINGLE BRIDGE WITH FENDERS



NAVIGATION LIGHT SYSTEM SCHEMATIC FOR DUAL BRIDGES WITH FENDERS



NAVIGATION LIGHT SYSTEM SCHEMATIC FOR SINGLE BRIDGE WITHOUT FENDERS

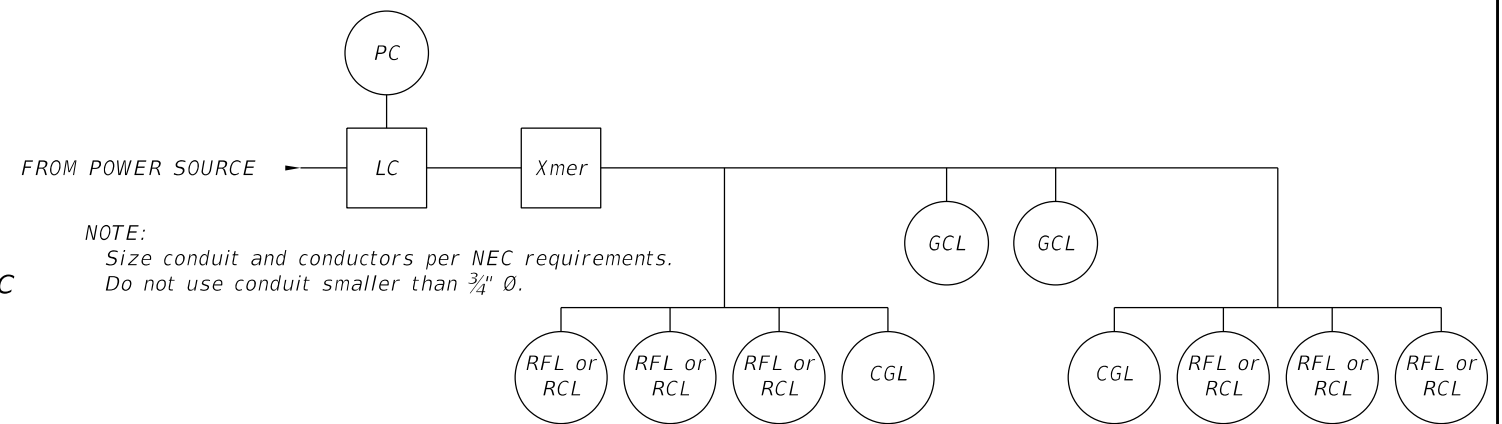


NAVIGATION LIGHT SYSTEM SCHEMATIC FOR DUAL BRIDGES WITHOUT FENDERS

* Use RFL when Pier is at Channel Edge and see CFR, Title 33, part 118 for Mounting Height restrictions. Use RCL otherwise.
 ** Mounted only on the Pier that defines CM, otherwise does not apply.
 *** RFL to be located at mid length of straight portion of fender.

NAVIGATION LIGHT NOTES:

1. Provide Navigation Light System in compliance with Specifications Section 510.



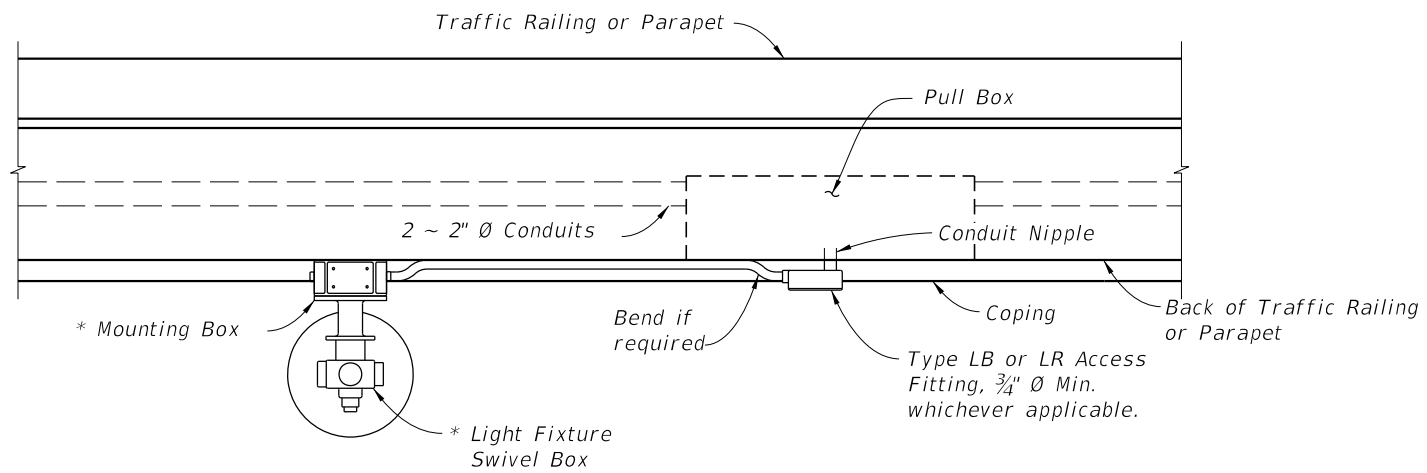
NOTE:
 Size conduit and conductors per NEC requirements.
 Do not use conduit smaller than 3/4" Ø.

TYPICAL ELECTRICAL SCHEMATIC DIAGRAM

POWER CONDUCTORS			
DISTANCE (feet)	VOLTS	CONDUCTOR	TRANSFORMER
0 - 75	120	#12 AWG	N/A
75 - 500	120 or 240	#10 AWG	N/A
500-1000	240	#10 AWG	N/A
1000-2000	480	#10 AWG	2 KVA
2000-5000	480	#8 AWG	2 KVA
5000-10000	480	#6 AWG	2 KVA
over 10000	480	#4 AWG	2 KVA

LEGEND

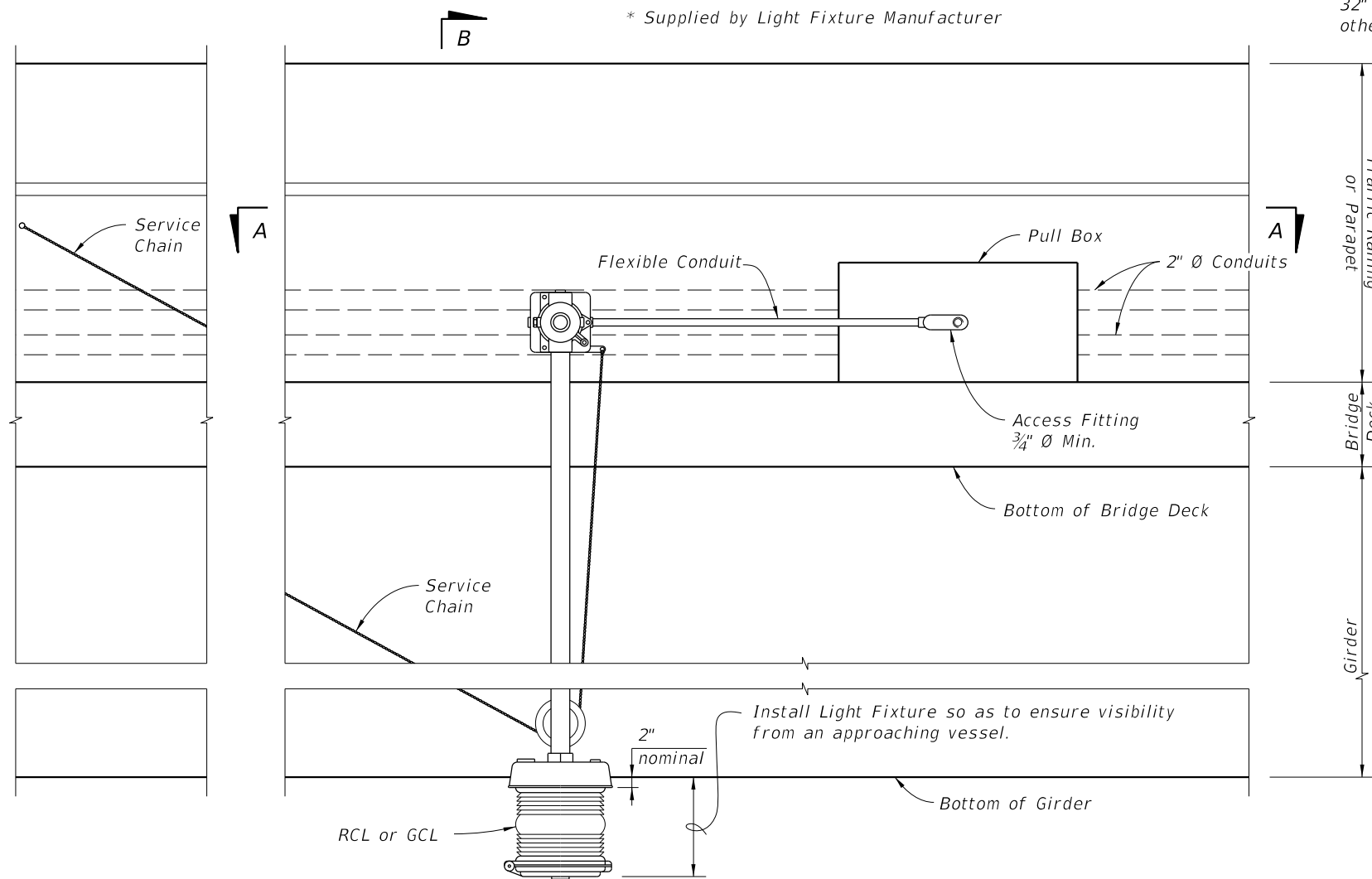
SYMBOL	DESCRIPTION
LC	Lighting Contactor
PC	Photocell Control
Xmer	Transformer (If Required)
☀	RFL Red Pier/Fender Light (180° visibility) or RCL Red Channel Margin Light (180° visibility)
☀	GCL Green Center Channel Light (360° visibility)
⬆	CGL Clearance Gauge Light
CM	Channel Margin or Pier inner surface whichever defines Channel Edge.



CROSS REFERENCES:
 1. For Navigation Light System notes and legend, see Sheet 1.
 2. See Utility Conduit Detail sheets for pull box dimensions & locations.

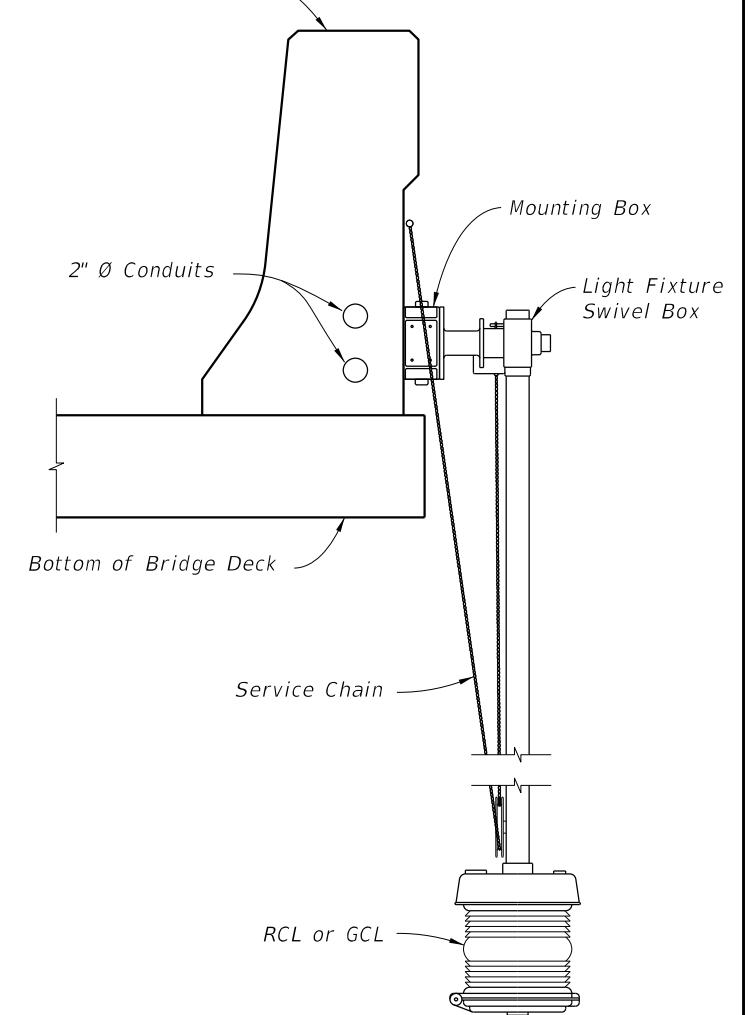
GCL OR RCL MOUNTING DETAILS (SCHEMATIC)
 VIEW A-A
 (Traffic Railing - 32" F Shape shown, other railings similar)

* Supplied by Light Fixture Manufacturer




GCL OR RCL MOUNTING DETAILS (SCHEMATIC)
 ELEVATION VIEW
 (Traffic Railing (32" F Shape) shown, other railings similar)

32" F-Shape Traffic Railing (shown)
 other railings or Parapet similar



SECTION B-B
 TYPICAL POSITION OF RCL OR GCL
 RELATIVE TO SUPERSTRUCTURES

12/30/2011 11:51:29 AM rd960/h C:\projects\standards\structures\current\read\4\release\2012\book_draft\21220-2of2.dgn

LAST REVISION	DESCRIPTION:	 FDOT DESIGN STANDARDS FY 2012/2013	NAVIGATION LIGHT SYSTEM DETAILS (FIXED BRIDGES)	INDEX NO.	SHEET NO.
01/01/12				21220	2