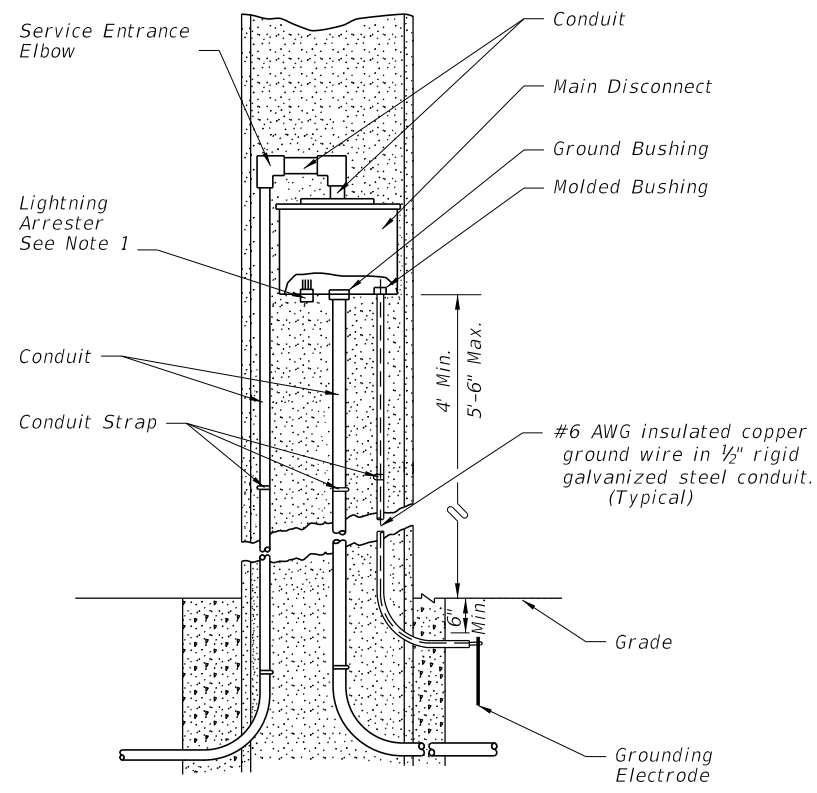
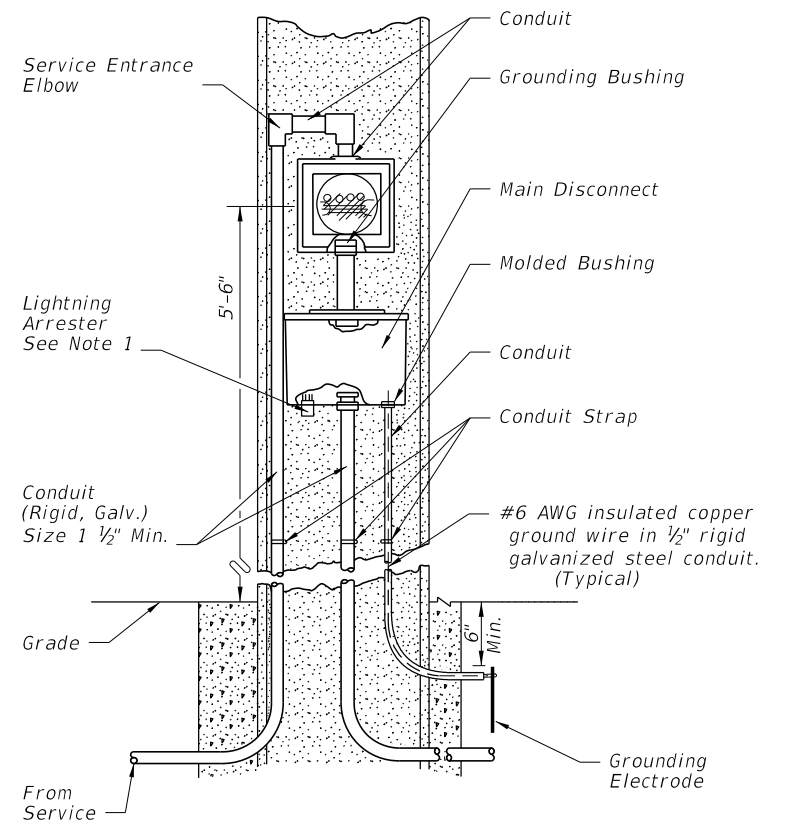


**AERIAL FEED  
(NO METER USED)  
FIGURE A**

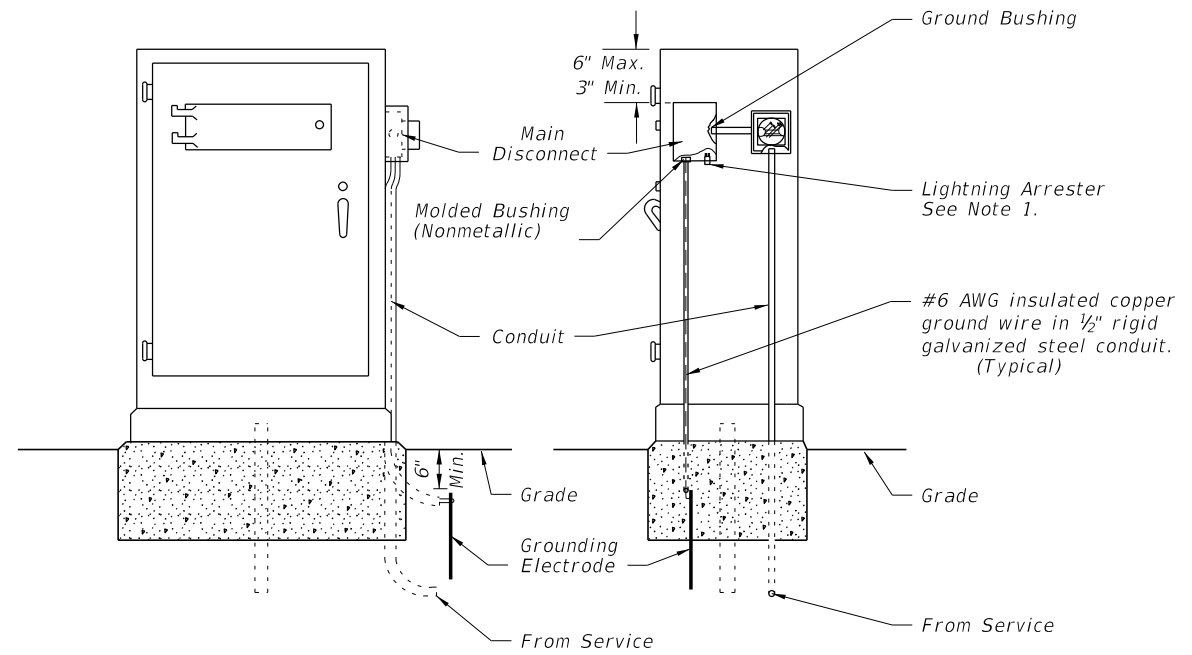
**AERIAL FEED  
(METER USED)  
FIGURE B**



**UNDERGROUND FEED  
(NO METER USED)  
FIGURE C**



**TYPE "B" UNDERGROUND FEED  
(METER USED)  
FIGURE D**



**UNDERGROUND CABINET MOUNTED  
(METER USED)  
FIGURE E**

**NOTES:**

1. The lightning arrester can be located on the side or bottom of the main disconnect enclosure at the Contractor's Option.
2. Liquidtight flexible conduit is approved for use from the electrical disconnect to the cabinet when both are installed on the same pole.
3. Bond all elements together to form an Intersection Grounding Network in accordance with Section 620 of the Department's current Standard Specifications for Road and Bridge Construction. The bond wire shall be run in conduit with the Electrical Service Wire or Signal Cable.
4. Meet all grounding requirements of Section 620 of the Standard Specifications.
5. The Main Disconnect shall be lockable by padlock and four keys provided to the maintaining agency. The door shall have a minimum of three hinges and be lockable. No screws to be used to attach door.
6. The Main Disconnect shall be Nema 3R or better.

12/30/2011 11:49:31 AM r0960/h C:\projects\standards\roadway\17700-s\17736-01.dgn

LAST REVISION	REVISION	DESCRIPTION:	 <b>FDOT DESIGN STANDARDS FY 2012/2013</b>	<b>ELECTRIC POWER SERVICE</b>	INDEX NO.	SHEET NO.
07/01/09					17736	1