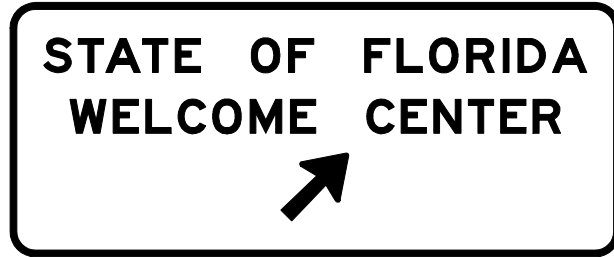





Sign No. FTP-10-06



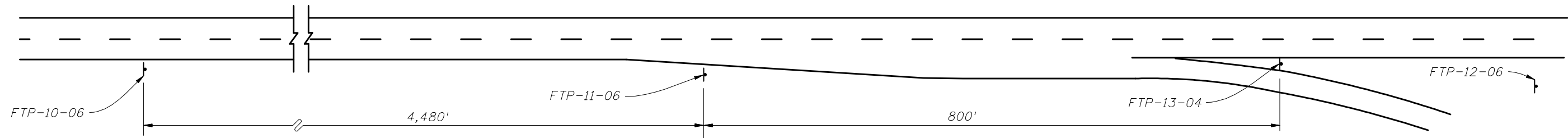
Sign No. FTP-11-06



Sign No. FTP-12-06



Sign No. FTP-13-06



Note : Roadway not drawn to scale
Distances shown are adequate for driver communication
but may be altered slightly if conditions require.



Sign No. FTP-14-06

Note: Sign FTP-14-06 shall be used as a supplemental guide sign at interchanges which have a Tourist Information Center approved for such signing (locate half-way between normal guide signs)

Notes:

1. Signs and sign structures shall be erected in accordance with the details shown on Index No. 11200.
2. Sign FTP-12-06 shall be located on the Welcome Center grounds in proximity to the building and as far from the main line roadway as possible (2 signs back to back).
3. Sign FTP-10-06, 11-06, 12-06 shall be located as limited access highways only.
4. All legend to be Series E.
5. See Index No. 17355 for sign details.

FOR LIMITED ACCESS HIGHWAYS




2010 FDOT Design Standards

WELCOME CENTER SIGNING

Last Revision 07/01/07	Sheet No. 1 of 2
Index No. 17351	

**STATE OF FLORIDA
WELCOME CENTER
1 MILE**


SIGN NO. FTP-15A-04

STATE OF FLORIDA 
**OFFICIAL
WELCOME CENTER**

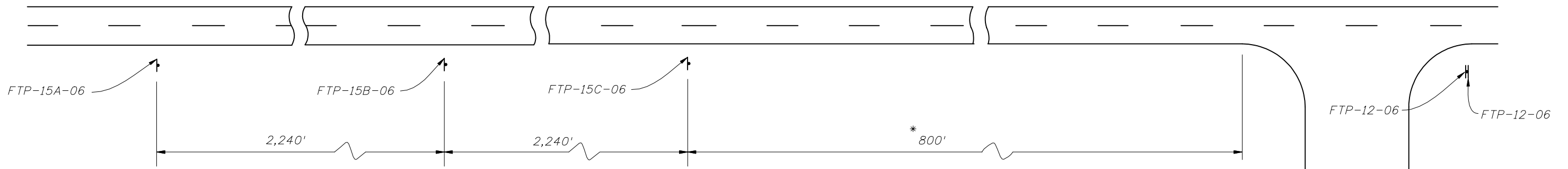
SIGN NO. FTP-12-04

1/2 MILE

SIGN NO. FTP-15B-04



SIGN NO. FTP-15C-04




* 800' Maximum For Rural Conditions
50' Minimum For Rural Conditions

Notes:

1. Signs and sign structures shall be erected in accordance with the details shown on Index 11200.
2. Sign FTP-12-06 shall be located on the Welcome Center grounds in proximity to the building and as far from the Main Line Roadway as possible (2 signs back to back).
3. All legend to be Series E.
4. One sign FTP-15A-06 or 15B-06 should be used depending on speed, roadside development & geometric conditions.

FOR PRIMARY HIGHWAYS



2010 FDOT Design Standards

WELCOME CENTER SIGNING

Last Revision 07/01/07	Sheet No. 2 of 2
Index No. 17351	