

ELEVATION

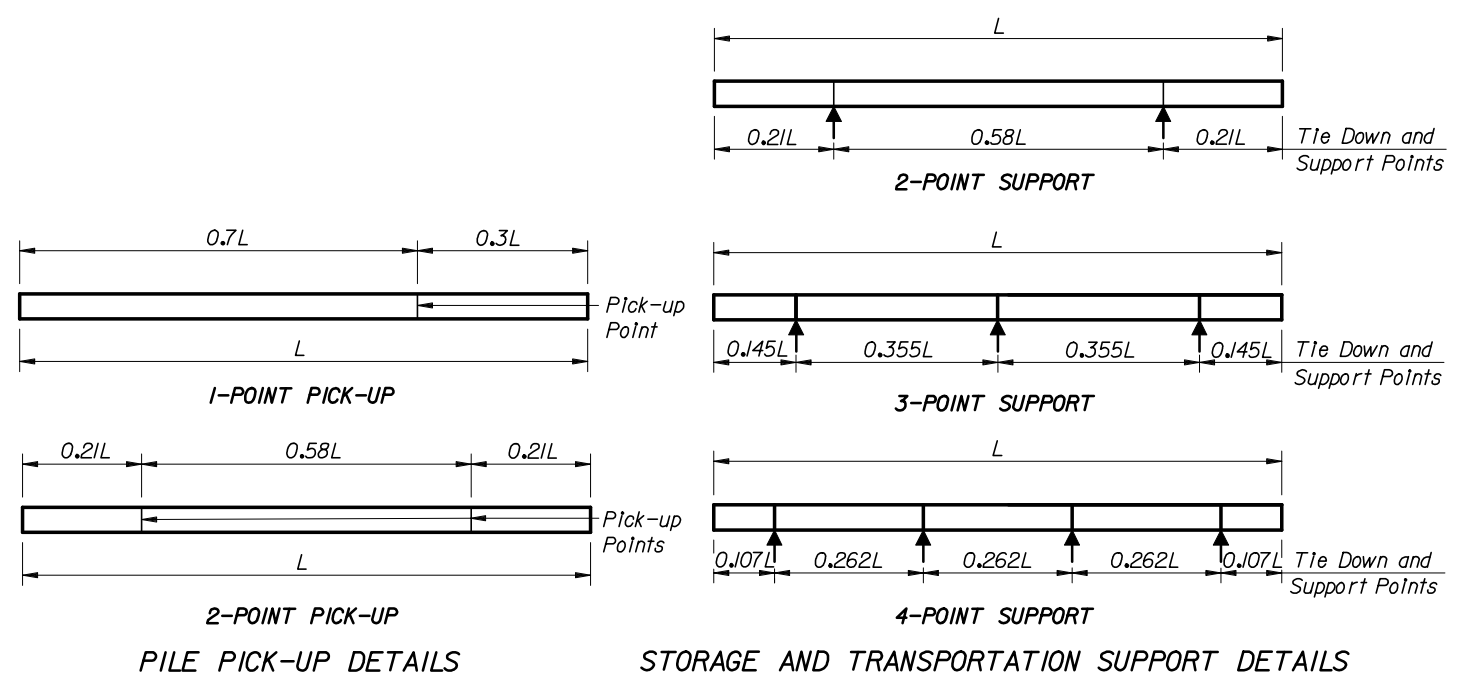
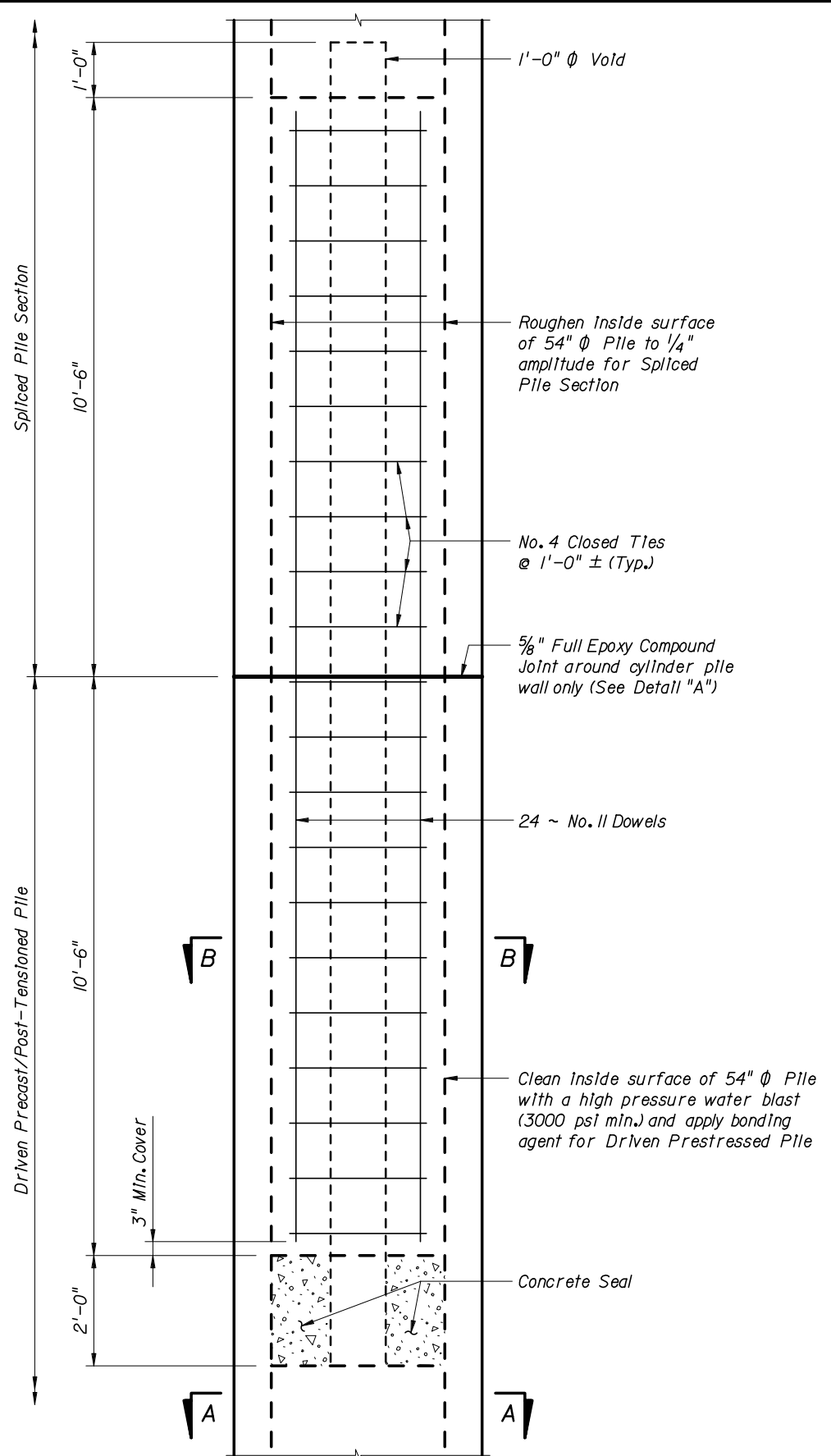


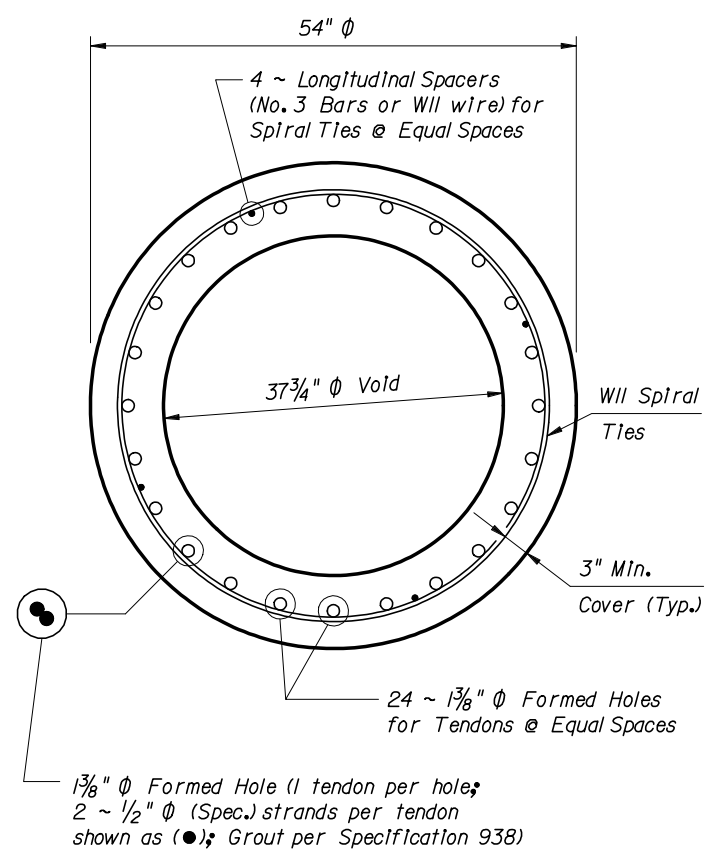
TABLE OF MAXIMUM PILE PICK-UP AND SUPPORT LENGTHS		
Maximum Pile Length (Feet)	Required Storage and Transportation Detail	Pick-Up Detail
119	2, 3, or 4 point	1 Point
170	2, 3, or 4 point	2 Point

NOTES

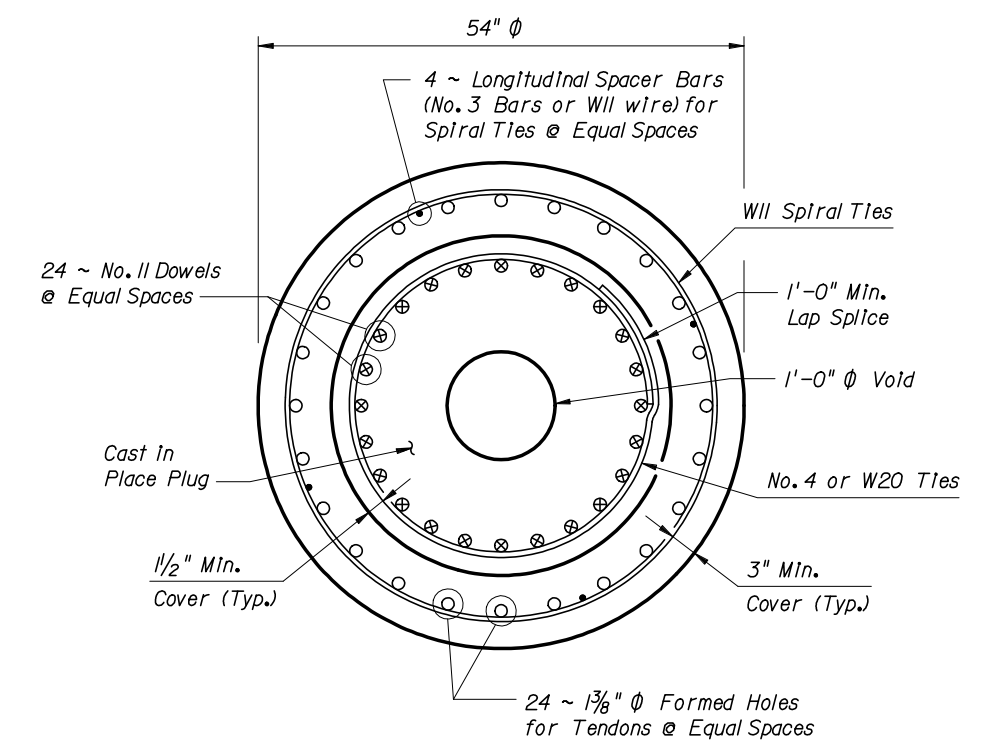
- GENERAL SPECIFICATIONS:**  
The Florida Department of Transportation "Standard Specifications for Road and Bridge Construction".
- DESIGN SPECIFICATIONS:**  
Florida Department of Transportation (FDOT) "Structures Design Guidelines", Current Edition.  
American Association of State Highway and Transportation Officials (AASHTO) "LRFD Bridge Design Specifications", Current Edition.
- DESIGN PARAMETERS:**  
Prestressed Cylinder Concrete Section: 1,000 psi minimum uniform compression after prestress losses without loads.  
Pick-up, Storage, and Transportation: 0.0 psi tension w/1.5 times pile self weight.
- SPIRAL TIES:**  
One full wrap of spirals is required at both the head and tip of pile. One half turn required for spiral splices.
- CONCRETE CLASS:**  
Concrete for all piles shall be Class V (Special). Concrete for pile splices shall be Class IV. See "GENERAL NOTES" in Structures Plans for any specific locations where the use of Silica Fume is required.
- CONCRETE STRENGTH:**  
The cylinder strength shall be 6,000 psi minimum at time of transfer of the Prestressing Force.
- SPLICE BONDING MATERIAL:**  
The material to form the joint between pile sections shall be a Type B Epoxy Compound in accordance with Section 926 of the Specifications. The bonding agent used on internal pile surfaces shall be a Type A Epoxy Compound in accordance with Section 926 of the Specifications. Epoxy Compounds used shall be contained on the Qualified Products List (QPL). Use Epoxy Bonding Compound or Epoxy Mortar as recommended by the Manufacturer. For Epoxy Mortar only use sand or other filler material supplied by the manufacturer and in the proportions recommended.
- PICK-UP POINTS:**  
Piles shall be marked at the pick-up points to indicate proper points for attaching handling lines.
- REINFORCING STEEL:**  
All reinforcing steel shall be Grade 60, except that smooth steel wire (w/ spiral ties and longitudinal spacers and W20 ties) shall be manufactured from cold drawn steel wire meeting the requirements of ASTM A82.
- PRESTRESSING STEEL:**  
Prestressing tendons shall be made up of two seven-wire strands. Prestressing strands shall be 1/2" Ø (Spec.), Grade 270 low relaxation, at 33.8 kips.
- PILE DRIVING AFTER SPLICING:**  
Pile splices shall reach a minimum strength of 5500 psi before driving is resumed.



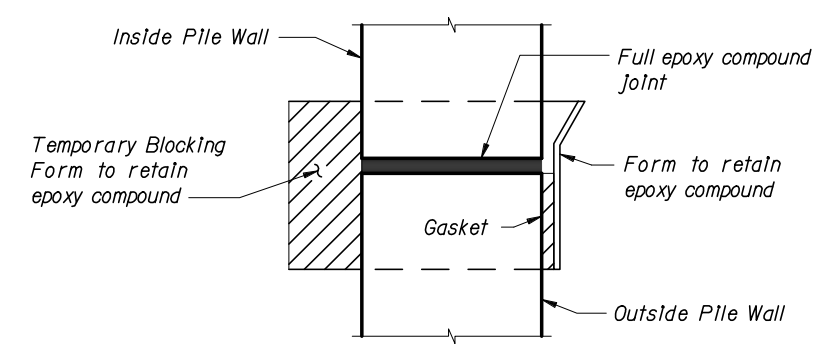
DRIVABLE UNFORESEEN FIELD SPLICE DETAIL  
(Cast In Place Plug)



SECTION A-A



SECTION B-B



DETAIL "A"