

White-Red reflective Pavement Markers Shall Begin at the Transition.

Maintain Full Ramp Width (15' Typical)

6" White Edge Line

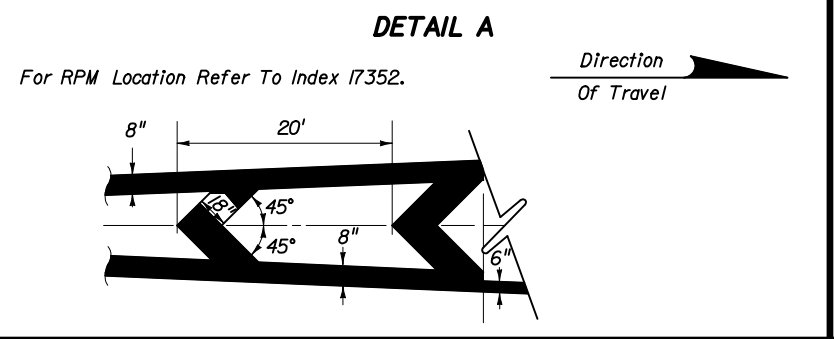
Refer To Detail A

White-Red Reflective Markers Every 40'.

Yellow-Red Reflective Markers Every 40'.

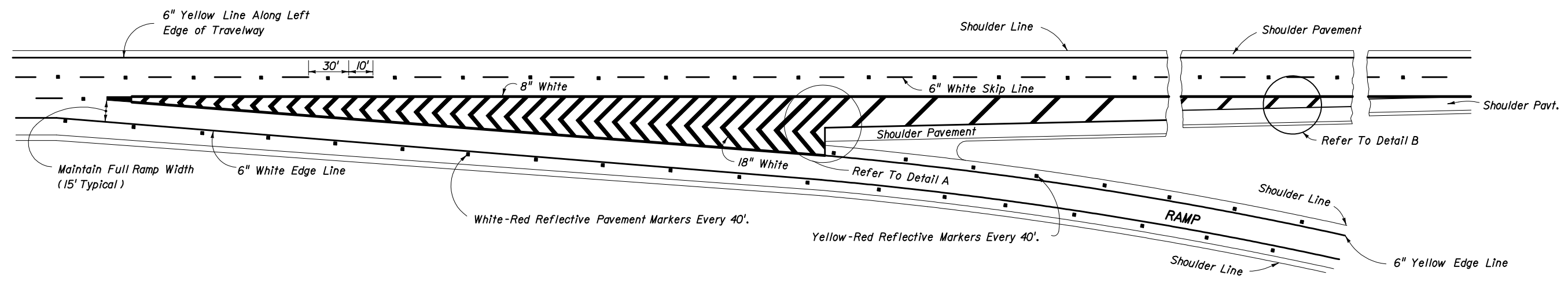
Shoulder Line

6" Yellow Edge Line



NOTE:
Reflective pavement markers are installed adjacent to the edge line.

NORMAL TAPERED EXIT
(TWO THRU LANES)



Maintain Full Ramp Width (15' Typical)

6" White Edge Line

White-Red Reflective Pavement Markers Every 40'.

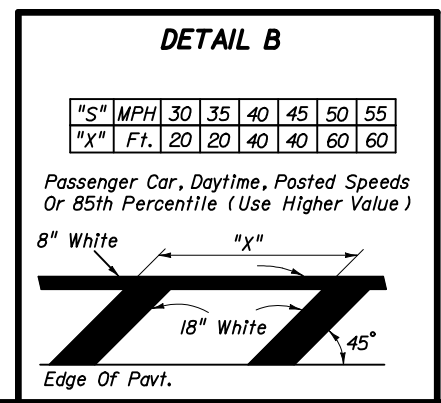
Yellow-Red Reflective Markers Every 40'.

Refer To Detail A

Refer To Detail B

6" Yellow Edge Line

NOTE:
In advance of lane drops at exit ramps a special marking pattern may be used to distinguish the lane drop situation from a normal exiting ramp or auxiliary lane. A typical special marking for lane drops consist of 8" wide by 3' long white stripes separated by 9' gaps. If used, this special marking should begin 1/2 mile in advance of the theoretical gore point. Where lane changes may cause conflicts, an 8" wide solid white channelizing line may be extended 300' upstream from the theoretical gore. (M.U.T.C.D. Section 3B.05).




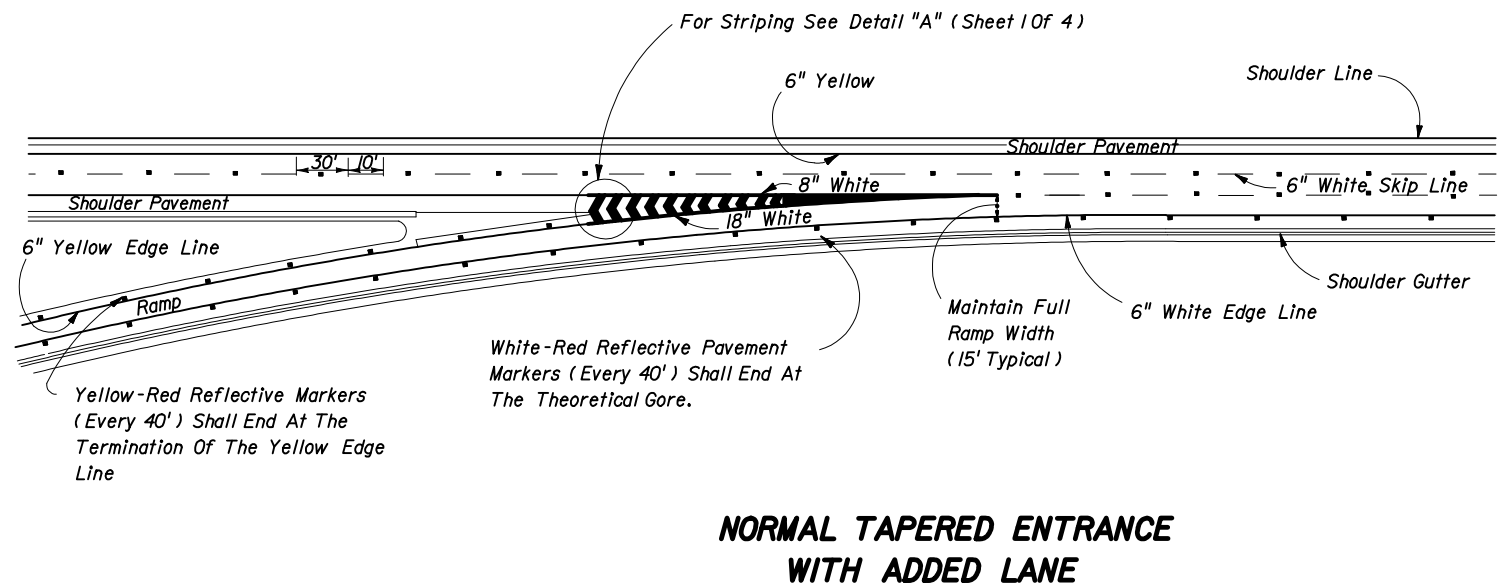
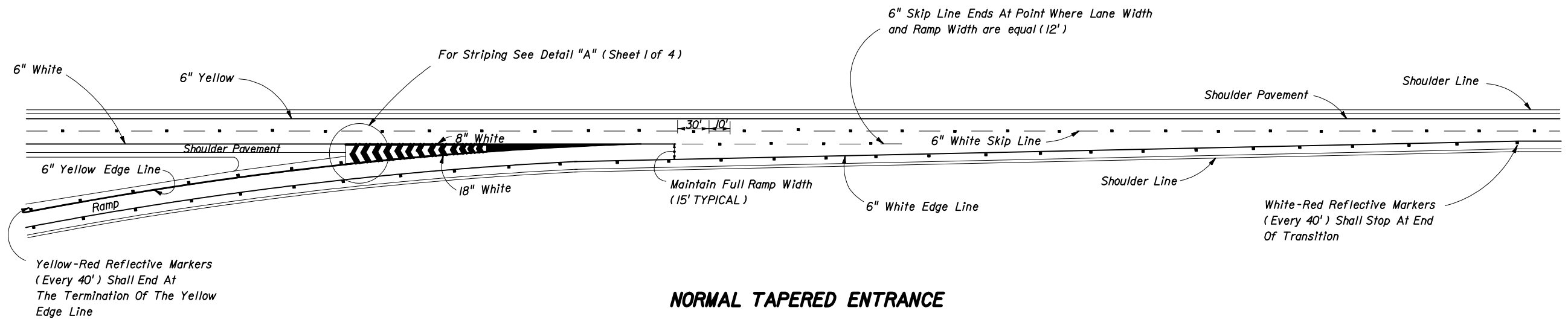
NORMAL TAPERED EXIT ONLY
(TWO THRU LANES - THREE APPROACH LANES)



2006 FDOT Design Standards

INTERCHANGE MARKINGS

| | |
|---------------|-----------|
| Last Revision | Sheet No. |
| 07/01/05 | 1 of 4 |
| Index No. | |
| 17345 | |

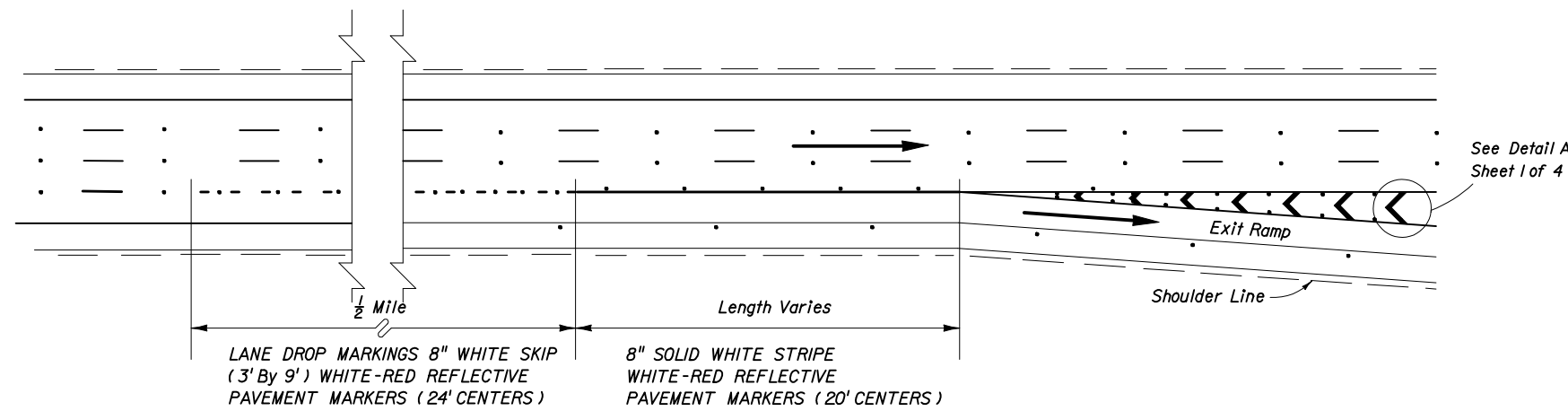
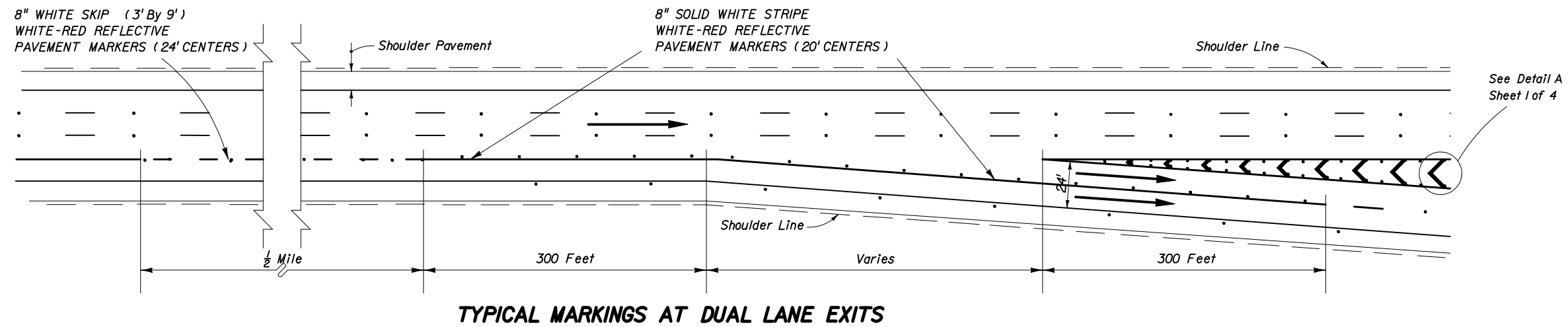
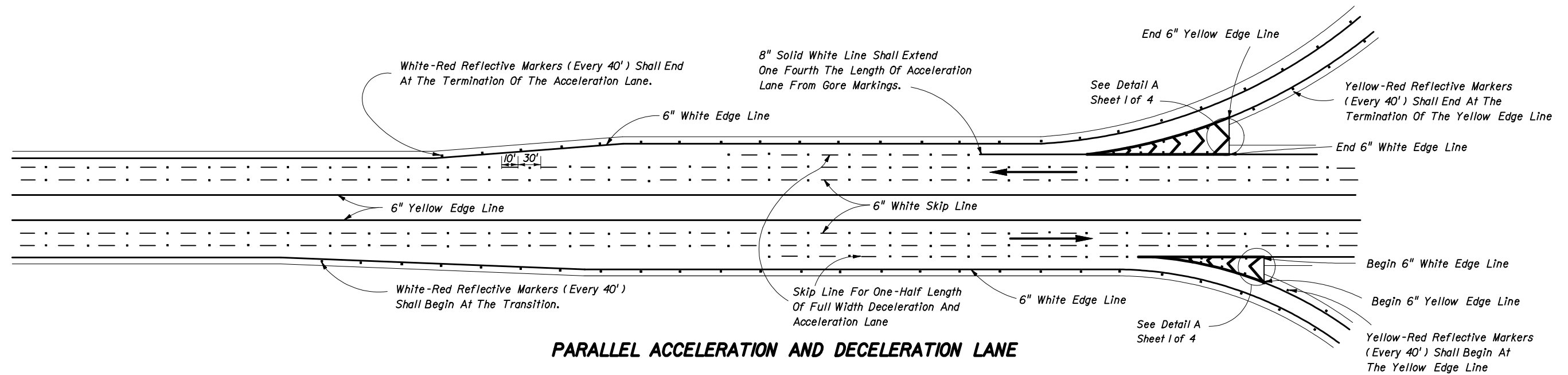


2006 FDOT Design Standards


INTERCHANGE MARKINGS

| | |
|---------------------|---------------------|
| Last Revision 04 | Sheet No. 2 of 4 |
|---------------------|---------------------|

Index No.
17345



→ Note: Arrows indicate direction of travel and are not shown for pavement marking.



##STANDARD YEAR##

INTERCHANGE MARKINGS

| | |
|--------------|-----------|
| #Label1# | Sheet No. |
| #Label2# | 3 of 4 |
| Index No. | |
| 17345 | |

Notes:

1. Post delineators spaced at 40' on curves of the entrance and exit of ramps. The spacing on the tangent portion of the ramp section shall be 300'. All delineators are to be setback 4' from shoulder break. Post delineators should not be discontinued in sections with guardrail.
2. "For signalized interchanges, the wrong-way pavement arrows shall be deleted which would be located in an area from the stop line to 30' before the lane-use arrow. Wrong way arrows located outside this area shall be installed."

