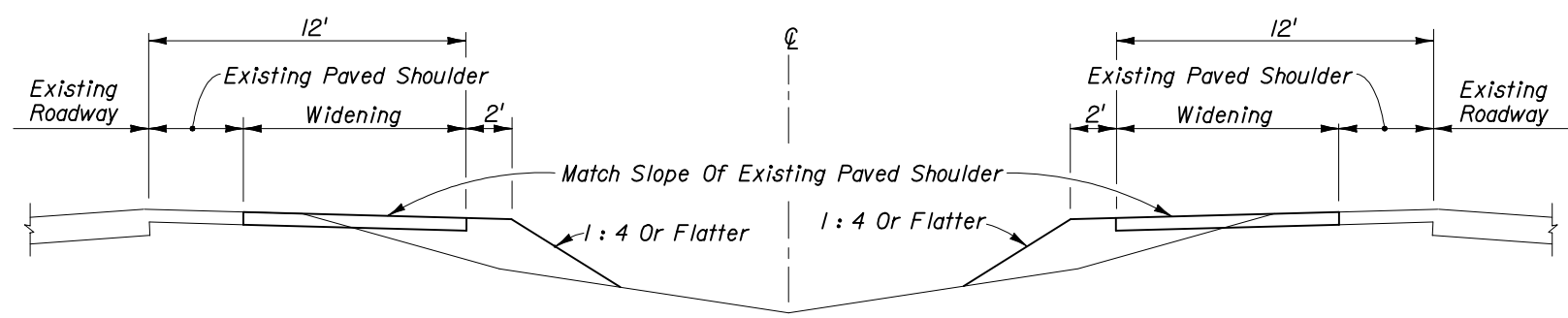
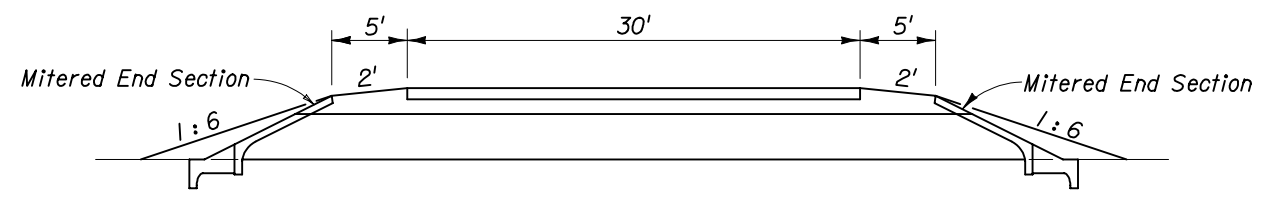


LENGTH OF ACCESS LANES (Ft.)		
Grade	D ₁	D ₂
2% or less	590'	1540'
3 to 4% Upgrade	530'	2310'
3 to 4% Downgrade	710'	925'

PLAN



SECTION AA



SECTION BB

GENERAL NOTES

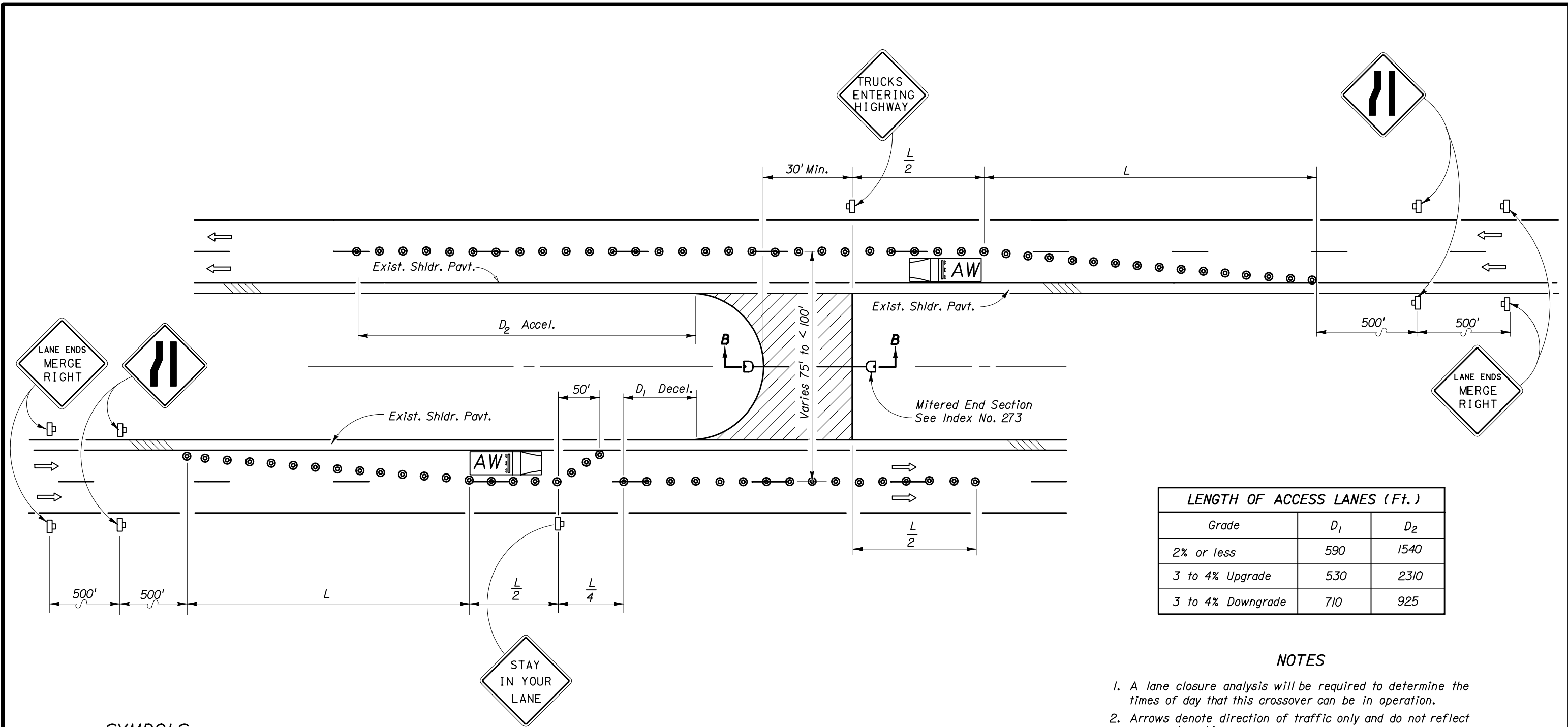
1. Temporary median crossovers shall be within the project limits and shall not be used for transporting materials to or from any other project. The acceleration-deceleration surfaces shall be paved. RAP material is acceptable for crossing surfacing.
2. Temporary median crossovers shall be located only in areas having adequate sight distance. On limited access facilities temporary median crossovers shall not be located within 1.5 miles of interchanges nor within 2000 ft. of acceleration-deceleration lanes at rest areas, other access openings or other highway service areas.
3. For paving train operations at permanent crossovers, see Index No. 630.
4. All traffic control devices are to be removed when crossover will not be in use for one hour or longer.
5. Trailer mounted advance warning panel may be used in lieu of advance warning vehicle.
6. When a crossover is no longer needed, all temporary construction shall be immediately removed and the area restored to its original condition.
7. Cost of construction, maintenance, removal and restoration work related to temporary crossovers shall be included in the contract unit price for Maintenance of Traffic, LS.

SYMBOLS

□ Work Zone Sign

TEMPORARY CROSSOVER FOR MEDIAN WIDTHS ≥ 75'

STATE OF FLORIDA DEPARTMENT OF TRANSPORTATION				
TRAFFIC CONTROL THROUGH WORK ZONES				
TEMPORARY CROSSOVER				
Names	Dates	Approved By <i>Jamal D. Mill</i>		
Designed By		Roadway Design Engineer		
Drawn By		Revision	Sheet No.	Index No.
Checked By		00	1 of 2	631



LENGTH OF ACCESS LANES (Ft.)		
Grade	D_1	D_2
2% or less	590	1540
3 to 4% Upgrade	530	2310
3 to 4% Downgrade	710	925

NOTES

1. A lane closure analysis will be required to determine the times of day that this crossover can be in operation.
2. Arrows denote direction of traffic only and do not reflect pavement markings.

SYMBOLS

- Work Area, Hazard Or Work Phase (Any Pattern Within A Boundary)
- Work Zone Sign
- Cone Or Tubular Marker
- Advance Warning Vehicle

Maximum Spacing Between Cones And Tubular Markers Shall Be 25'

L (Min.) = WS
 S = Existing Posted Speed (MPH)

TEMPORARY CROSSOVER FOR MEDIAN WIDTHS FROM 50' TO <75'

STATE OF FLORIDA DEPARTMENT OF TRANSPORTATION				
TRAFFIC CONTROL THROUGH WORK ZONES				
TEMPORARY CROSSOVER				
Designed By	Names	Dates	Approved By	
Drawn By			Roadway Design Engineer	
Checked By			Revision	Sheet No. Index No.
			00	2 of 2 631