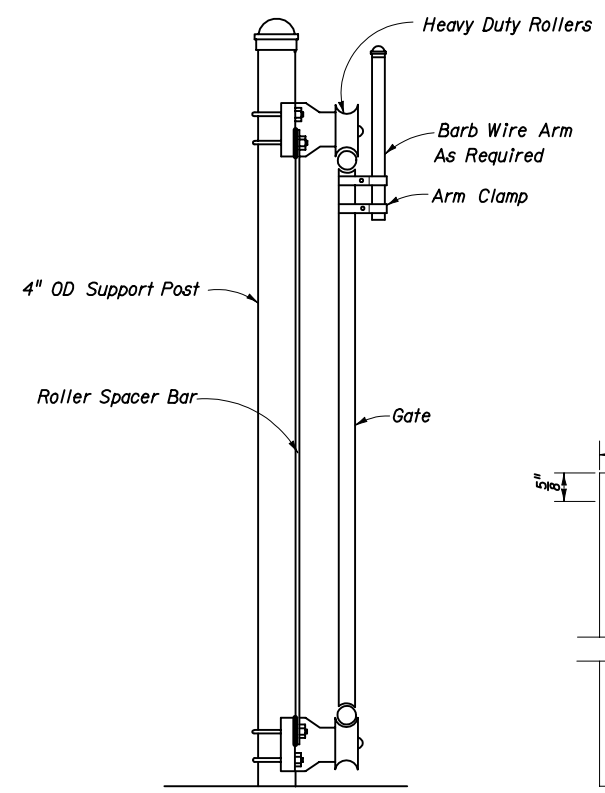


FRONT ELEVATION

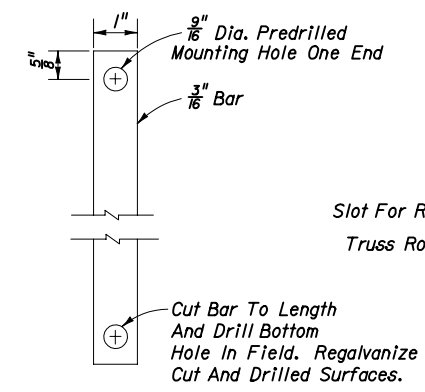
- GENERAL NOTES**
- When approved by the Engineer the Contractor may substitute any cantilever slide gate from the fencing systems on the Qualified Products List.

Extruded, rolled or formed components that provide equal strength and stability may be used in lieu of the pipe components shown; and, internal rollers may be used in lieu of the external roller units shown.

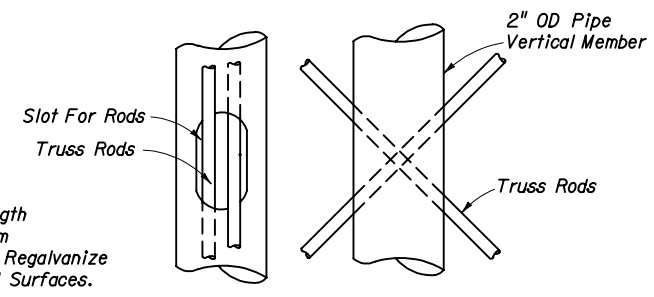
Gate components shall meet or exceed the protective coatings specified on Index No. 452.
 - Steel gate frame shall be fabricated prior to galvanizing, except that truss rods may be fabricated following frame galvanizing provided surfaces damaged during welding are galvanized in accordance with Section 24 of AASHTO M36; or, fabricated from pipe components with protective coating meeting the requirements of Index No. 452 that are tolerant of welding (low burn back), and a protective coating applied to the weld and damaged pipe surfaces that is equivalent to the protective coating of the fabricated pipe stock.
 - All fabric shall be knuckled top and bottom selvages.
 - Concrete for bases shall be either Class I concrete as specified in Section 347 of the Standard Specifications or a packaged, dry material meeting the requirements of a concrete under ASTM C-387. Materials for Class I concrete may be proportioned by volume and/or by weight.
 - Cost of all gate components shall be included in the contract unit price for Sliding Fence Gate (Cantilever), EA.



SUPPORT POST DETAIL

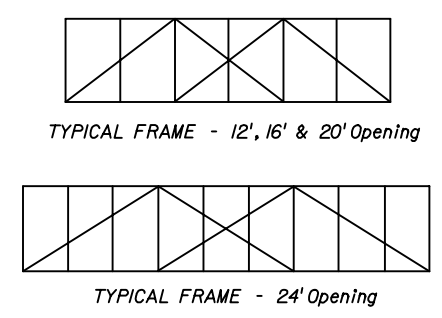


ROLLER SPACER BAR



DETAIL A

GATE OPENING	GATE FRAME	BACK FRAME
12'	12'-3"	6'
16'	16'-3"	8'
20'	20'-3"	10'
24'	24'-3"	12'



DETAIL B

STATE OF FLORIDA DEPARTMENT OF TRANSPORTATION

**CANTILEVER SLIDE GATE
TYPE B FENCE**

Designed By	HDD	9/78	Approved By	<i>James D. Mill</i> Roadway Design Engineer	
Drawn By	LMF	9/78	Revision	Sheet No.	Index No.
Checked By			04	1 of 1	453