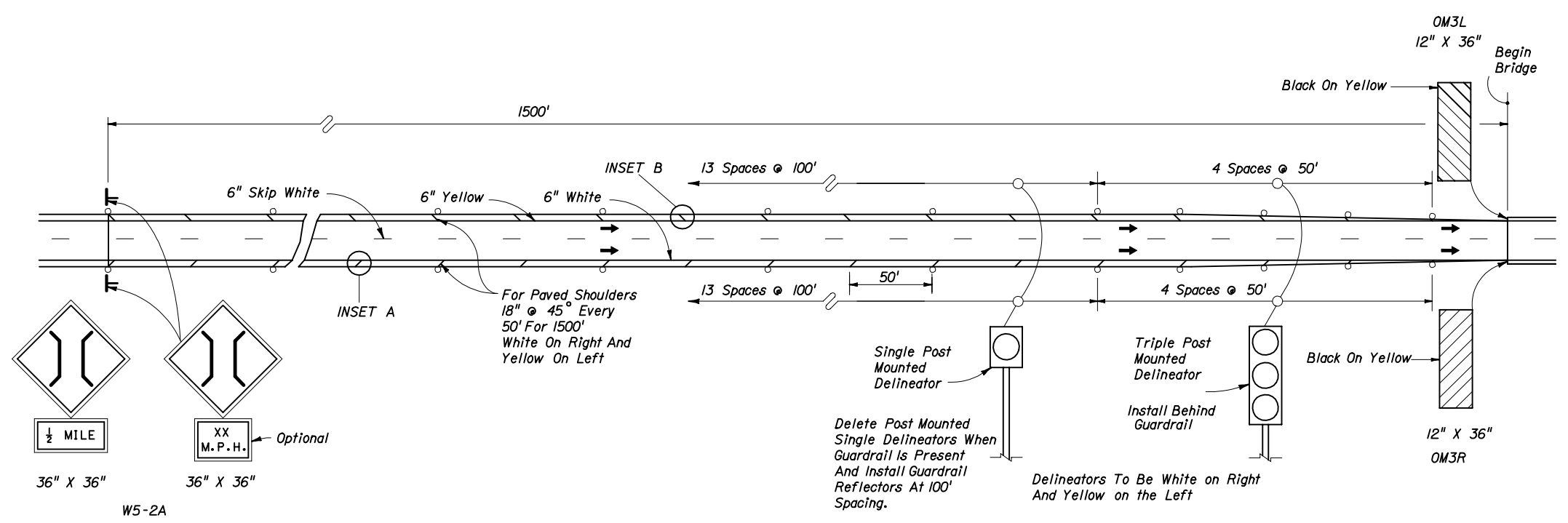


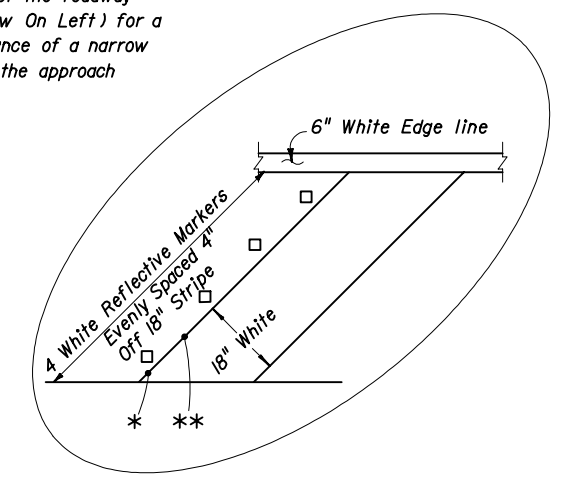
TWO - WAY TRAFFIC



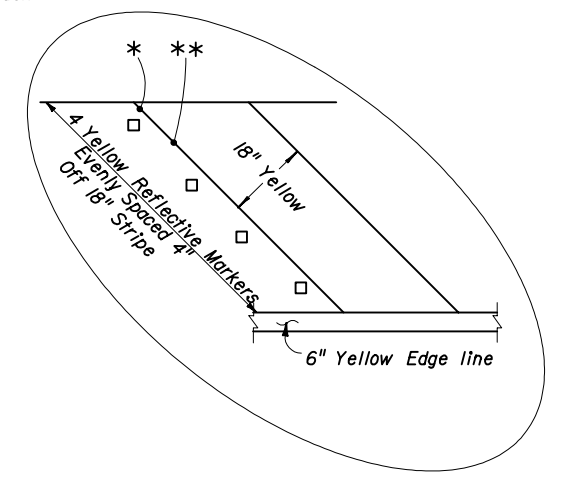
ONE - WAY TRAFFIC

NOTES:

- Bridges should be marked as narrow bridges under the following conditions:
 - For approach roadways with paved shoulders when the bridge width including shoulders is less than the width of the approach roadway including paved shoulders.
 - For approach roadways without paved shoulders when the bridge shoulder width is less than 2'.
- Roadways with two-way traffic:
 - No passing zone should be extended 1500' in advance of narrow bridge.
 - The post mounted delineators shall be installed on both sides of the roadway (White On Right / Yellow On Left) for a distance of 1500' in advance of a narrow bridge if the bridge or the approach is on a curve.
- Delineators on both sides of roadway shall face traffic approaching bridge.
- Delineators to be placed not less than 2' or more than 8' outside the outer edge of pavement.
- The OM-3R & OM-3L mounting height shall be 4' above the roadway edge. The panels may be post mounted at the bridges.
- Highway delineators consist of a reflector, or reflective sheeting. Install units listed on the Qualified Products List.



* 1/8 Stripe Length
 ** 1/4 Stripe Length Each



STATE OF FLORIDA DEPARTMENT OF TRANSPORTATION				
RURAL NARROW BRIDGE TREATMENT				
Names	Dates	Approved By		
Designed By		<i>Clark A. Scott</i> State Traffic Standards Engineer		
Drawn By		Revision	Sheet No.	Index No.
Checked By		04	1 of 1	17359