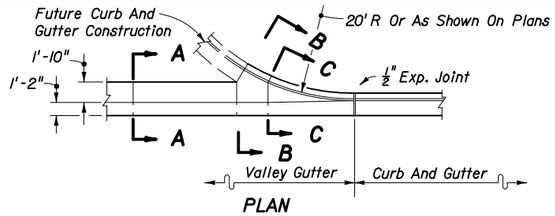

PLAN

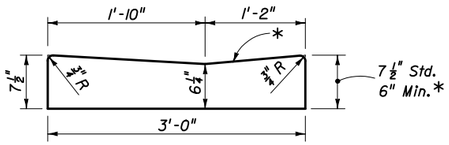

SECTION AA

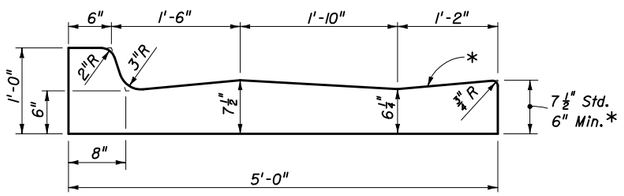

SECTION BB

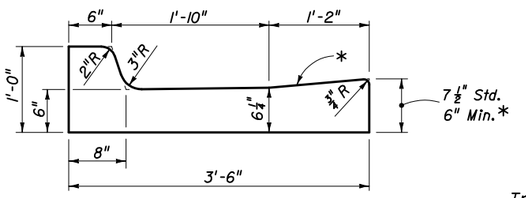

SECTION CC

VALLEY GUTTER

* When used on high side of roadways, the cross slope of the gutter shall match the cross slope of the adjacent pavement. The thickness of the lip shall be 6", unless otherwise shown on plans.

◪ Rotate entire section so that gutter cross slope matches slope of adjacent circulating roadway pavement.

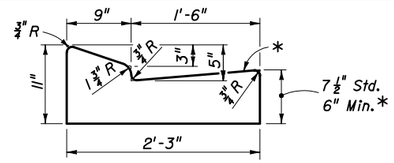

TYPE E

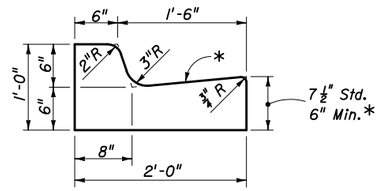

TYPE F

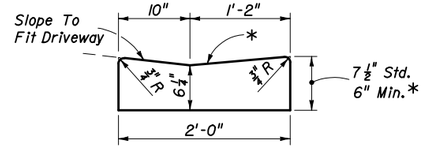

Note: To be paid for as parent curb.

DROP CURB

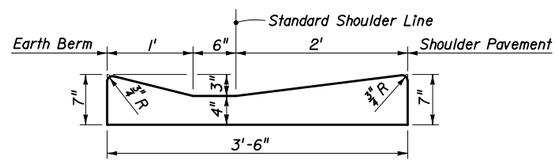

SHOULDER GUTTER

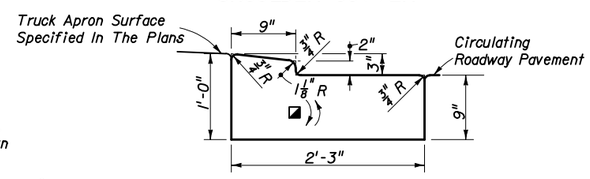

TRAFFIC BEARING SECTION FOR USE IN ROUNDABOUT CENTRAL ISLAND CONSTRUCTION

TYPE RA

Note: For use adjacent to concrete or flexible pavement. For details depicting usage adjacent to flexible pavement, see diagram right. Expansion joint, preformed joint filler and joint seal are required between curb & gutter and concrete pavement only, see diagram right.

CONCRETE CURB AND GUTTER

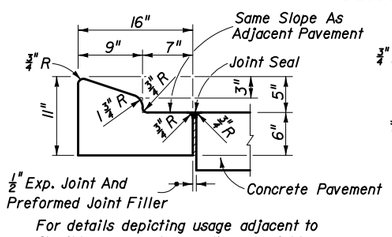

For details depicting usage adjacent to flexible pavement, see diagram right.

TYPE A

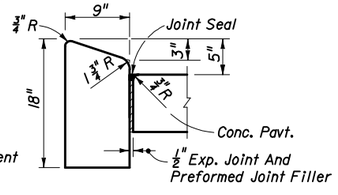

TYPE B

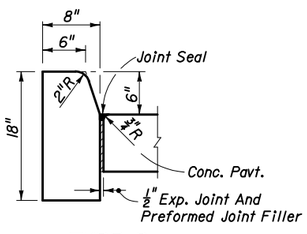

TYPE D

Note: For use adjacent to concrete or flexible pavement, concrete shown. Expansion joint, preformed joint filler and joint seal are required between curbs and concrete pavement only, see diagram right.

CONCRETE CURB

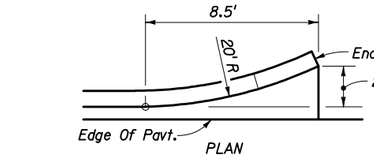

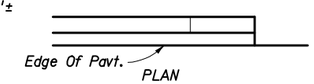

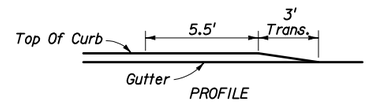

FLARED END

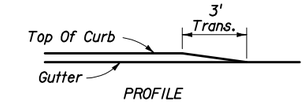

STRAIGHT END

CURB TYPE A

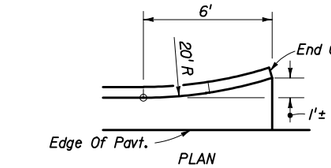

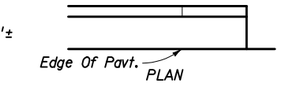

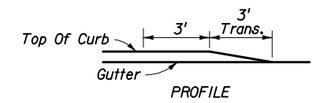

FLARED END

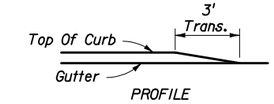

STRAIGHT END

CURB AND GUTTER TYPES E & F

CURB AND GUTTER ENDINGS

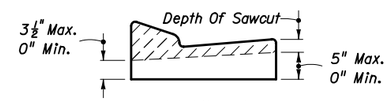

TYPE E

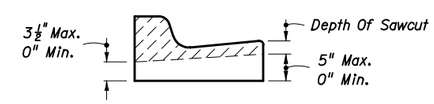

TYPE F

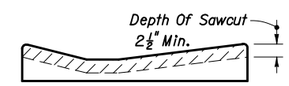

SHOULDER GUTTER

Sawcuts should be avoided within valley gutter and within curb and gutter endings.

CONTRACTION JOINT IN CURB AND GUTTER

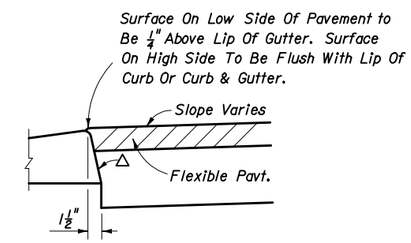

△ Applies to both high and low sides of pavement, low side shown. Applies to shoulder gutter only where adjoining traffic lanes.

CURB AND GUTTER AND TYPE A CURB ADJACENT TO FLEXIBLE PAVEMENT

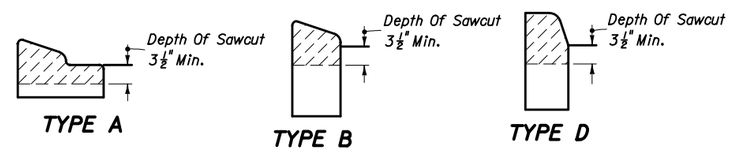

CONTRACTION JOINT IN CURB

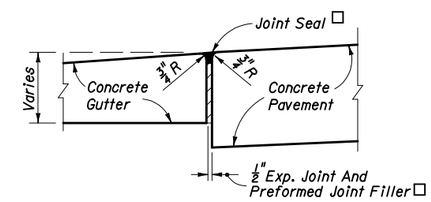

□ Applies to both high and low sides of pavement, low side shown.

EXPANSION JOINT BETWEEN GUTTER AND CONCRETE PAVEMENT

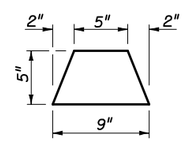

ASPHALTIC CONCRETE CURB

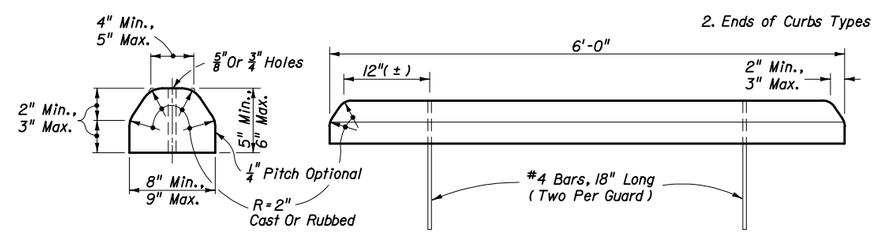

CONCRETE BUMPER GUARD

GENERAL NOTES

1. For curb, gutter and curb & gutter provide 1/8" - 1/4" contraction joints at 10' centers (max.). Contraction joints adjacent to concrete pavement on tangents and flat curves are to match the pavement joints, with intermediate joints not to exceed 10' centers. Curb, gutter and curb & gutter expansion joints shall be located in accordance with Section 520 of the standard specifications.
2. Ends of Curbs Types B and D shall transition from full to zero heights in 3'.

STATE OF FLORIDA DEPARTMENT OF TRANSPORTATION

CURB & CURB AND GUTTER

	Names	Dates
Designed By		
Drawn By		
Checked By		

Approved By Brian Blanchard
State Roadway Design Engineer

Revision	Sheet No.	Index No.
00	1 of 1	300