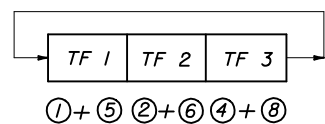
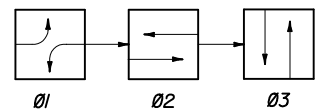
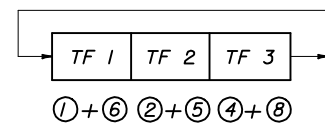
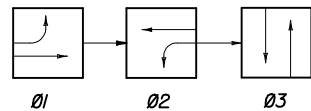


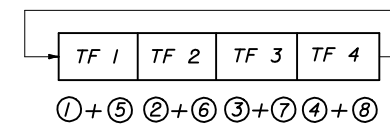
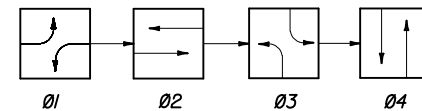
SOP 1



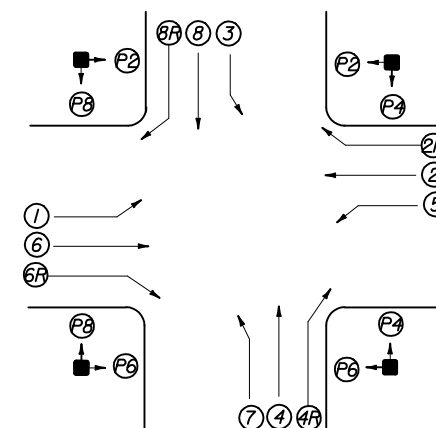
SOP 2



SOP 3



SOP 4

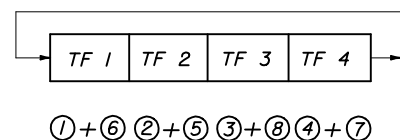
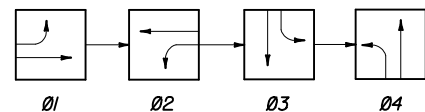


SIGNALIZED INTERSECTION

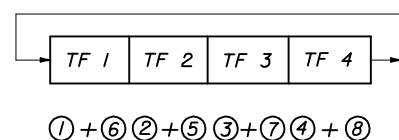
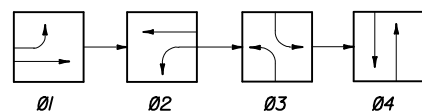
Vehicle movements & signal head number assignments are not directionally oriented but shall maintain their relative orientation about the intersection (I.E. movements 7 and 4 are always to the right of movements 1 and 6 etc.)

LEGEND

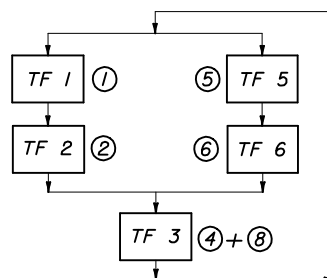
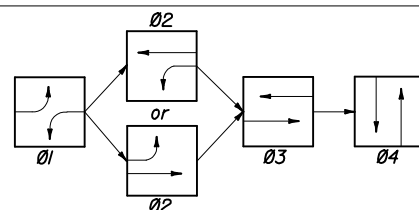
- (X) Vehicle Movement Number
- (P) Pedestrian Movement Number
- TF Timing Function Number
- Ø Phase Number
- ↔ Green Arrow (Left or Right)
- ↔ Red Arrow
- ↔ Yellow Arrow



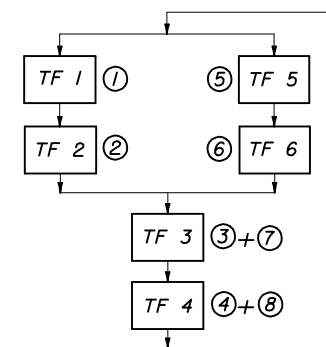
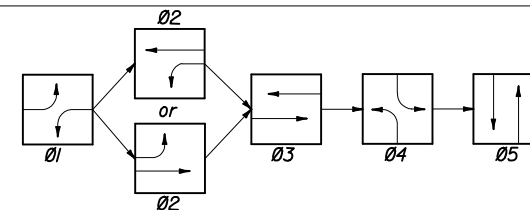
SOP 5



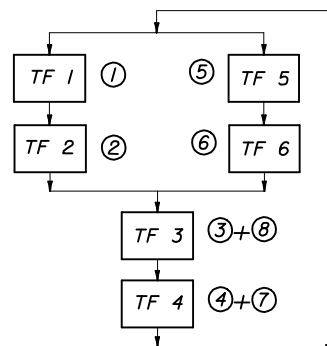
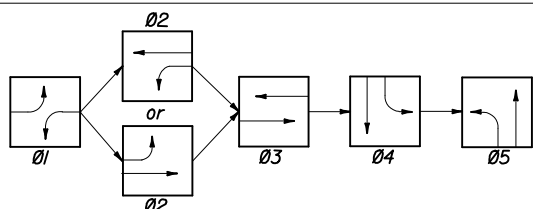
SOP 6



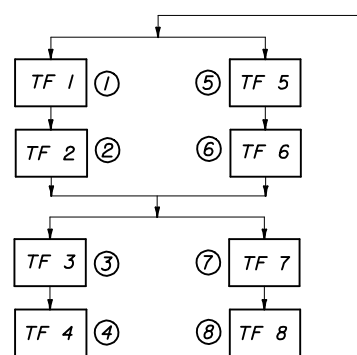
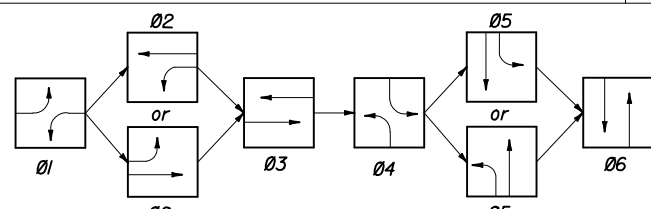
SOP 7



SOP 8



SOP 9



SOP 10

SIGNAL CLEARANCE TABLE
(Blank Indicates No Clearance Required)

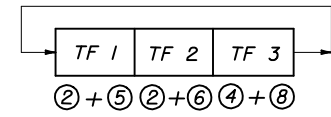
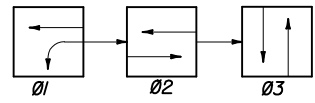
From \ To		SIGNAL INDICATIONS							
		R	R	G	G	G*	G	WALK	DONT WALK
S I G N A L I N D I C A T I O N S	R			Y	Y	Y	Y		
	R			Y	Y	Y	Y		
	G				Y	Y			
	G								
	G*								
	G								
	WALK								
	DONT WALK								Flash DONT WALK

* Clearance Indication When Yellow Arrow Is Used.

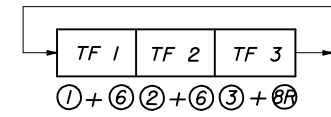
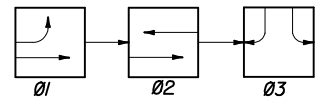
STATE OF FLORIDA DEPARTMENT OF TRANSPORTATION

STANDARD SIGNAL OPERATING PLANS

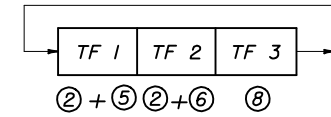
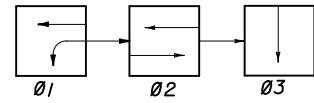
Designed By	Names	Dates	Approved By
Drawn By		4-79	<i>Charles Scott</i>
Checked By			State Traffic Standards Engineer
	Revision	Sheet No.	Index No.
	00	1 of 2	17870



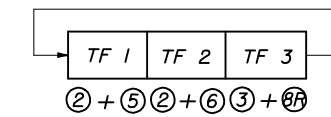
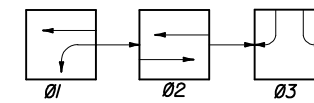
SOP 11



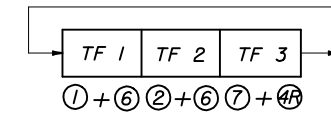
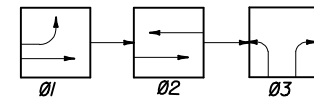
SOP 12



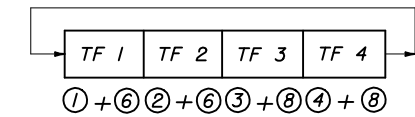
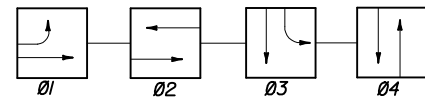
SOP 13
(ONE-WAY STREET INTERSECTION)



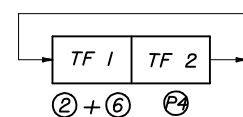
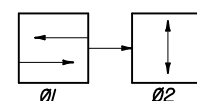
SOP 14
(DIAMOND INTERCHANGE OPERATION)



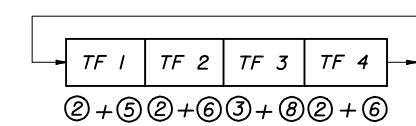
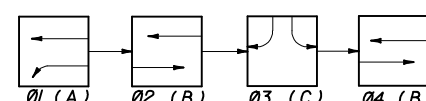
SOP 15
(DIAMOND INTERCHANGE OPERATION)



SOP 16

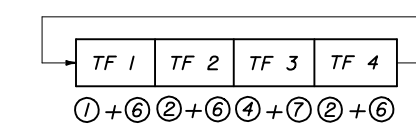
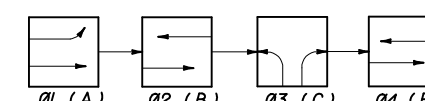


SOP 17
(MID-BLOCK)



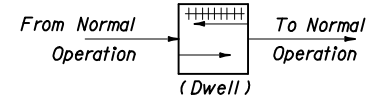
NOTE:
Only Ø2 Or Ø4 Used, Not Both To Obtain
ABC, Or ACB Operation.

SOP 18
(DIAMOND INTERCHANGE OPERATIONS)




NOTE:
Only Ø2 Or Ø4 Used, Not Both To Obtain
ABC, Or ACB Operation.


SOP 19
(DIAMOND INTERCHANGE OPERATIONS)



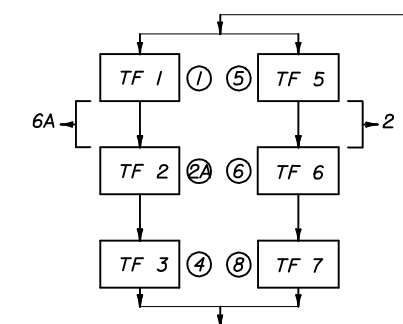
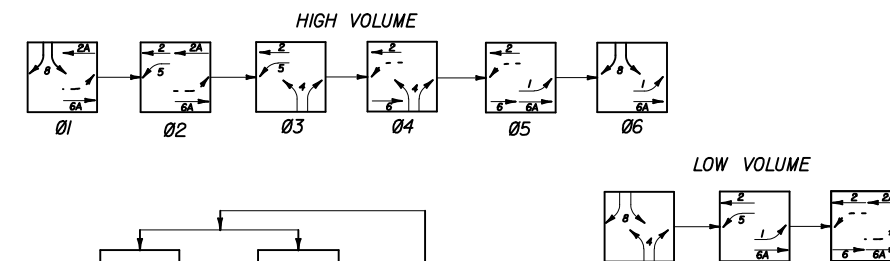
POP 1



POP 2



POP 3



SOP 20
(DIAMOND INTERCHANGE OPERATIONS)

STATE OF FLORIDA DEPARTMENT OF TRANSPORTATION

**STANDARD SIGNAL
OPERATING PLANS**

Names	Dates	Approved By	
Designed By	9-79	Charles A. Scott	
Drawn By		Revision	Sheet No.
Checked By		00	2 of 2
			Index No.
			17870