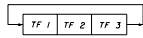
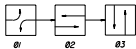


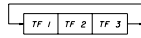
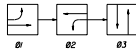
②+③+④+⑤

SOP 1



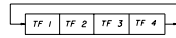
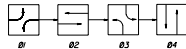
①+⑤ ②+⑥ ④+⑧

SOP 2



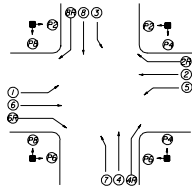
①+⑥ ②+⑤ ④+⑧

SOP 3



①+⑤ ②+⑥ ③+⑦ ④+⑧

SOP 4

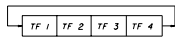
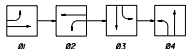


SIGNALIZED INTERSECTION

Vehicle movements & signal head number assignments are not directionally oriented but shall maintain their relative orientation about the intersection (i.e. movements 1 and 4 are always to the right of movements 1 and 6 etc.)

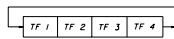
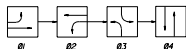
LEGEND

- ① Vehicle Movement Number
- ② Pedestrian Movement Number
- TF X Timing Function Number
- 0X Phase Number
- ← Green Arrow (Left or Right)
- ↔ Red Arrow
- ↔ Yellow Arrow



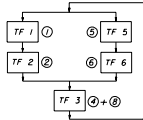
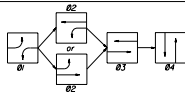
①+⑥ ②+⑤ ③+⑧ ④+⑦

SOP 5

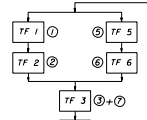
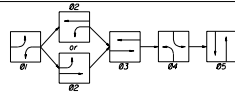


①+⑥ ②+⑤ ③+⑦ ④+⑧

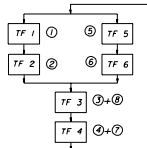
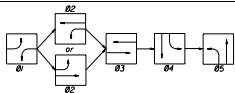
SOP 6



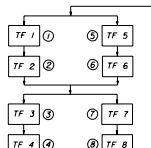
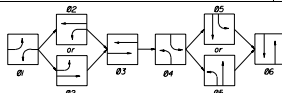
SOP 7



SOP 8



SOP 9



SOP 10

SIGNAL CLEARANCE TABLE
(Blank Indicates No Clearance Required)

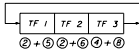
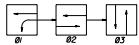
From		SIGNAL INDICATIONS						
To		R	G	←	↔	WALK	DONT WALK	
S I G N A L I N D I C A T I O N S	R		Y	Y	←	Y		
	←		Y	Y	←	Y		
	G			Y	←			
	↔							
	WALK							
	DONT WALK							
							From DONT WALK	

* Clearance Indication When Yellow Arrow Is Used.

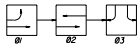
STATE OF FLORIDA DEPARTMENT OF TRANSPORTATION
TRAFFIC DESIGN

**STANDARD SIGNAL
OPERATING PLANS**

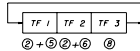
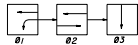
Designed By	Drawn	Checked	Approved By
			<i>Clark A. Smith</i>
Scale	Sheet No.	Project No.	Revision No.
	00	1 of 2	17870



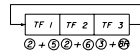
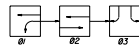
SOP 11



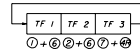
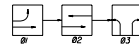
SOP 12



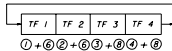
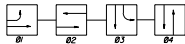
SOP 13
(ONE-WAY STREET INTERSECTION)



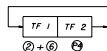
SOP 14
(DIAMOND INTERCHANGE OPERATION)



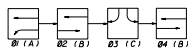
SOP 15
(DIAMOND INTERCHANGE OPERATION)



SOP 16

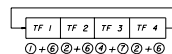
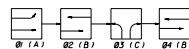


SOP 17
(MID-BLOCK)



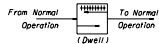
NOTE:
Only 02 Or 04 Used, Not Both To Obtain
ABC, Or ACB Operation.

SOP 18
(DIAMOND INTERCHANGE OPERATIONS)



NOTE:
Only 02 Or 04 Used, Not Both To Obtain
ABC, Or ACB Operation.


SOP 19
(DIAMOND INTERCHANGE OPERATIONS)



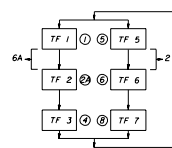
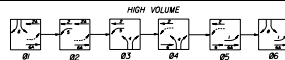
POP 1



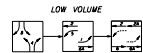
POP 2



POP 3



SOP 20
(DIAMOND INTERCHANGE OPERATIONS)



LOW VOLUME

STATE OF FLORIDA DEPARTMENT OF TRANSPORTATION TRAFFIC DESIGN			
STANDARD SIGNAL OPERATING PLANS			
Developed By	Name	Date	Approved By
		11-19	<i>Charles A. Smith</i>
Drawn By	Checked By	Scale	Revised No.
	00		
Checked By		2 of 2	17870