

FIGURE A

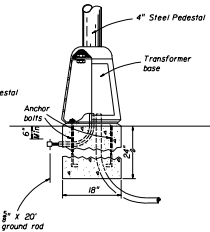


FIGURE B

Notes:

1. As an option, the contractor will be allowed to install pedestrian signals on concrete poles and pedestals with the use of lead anchors (two bolts same size per hub.) In lieu of the standard steel bands.
2. Holes drilled or punched in metal poles or pedestals shall be thoroughly reamed, cleaned of all burrs and covered with two (2) coats of zinc rich paint as specified in the standard specifications for road and bridge construction. Grout or bushings shall be installed in holes.
3. Meet all grounding requirements of Section 620 of the Standard Specifications.

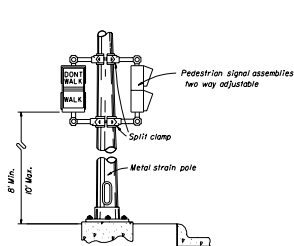


FIGURE C

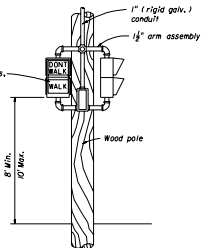


FIGURE D

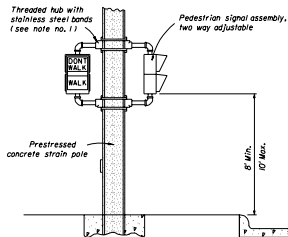


FIGURE E

STATE OF FLORIDA DEPARTMENT OF TRANSPORTATION TRAFFIC DESIGN			
PEDESTRIAN CONTROL SIGNAL INSTALLATION DETAILS			
Designed By	Checked	Date	Approved By
		11-11	<i>Charles A. Scott</i>
Drawn By	SPECIAL PERMITS DIVISION		
Checked By	00	1 of 1	17764