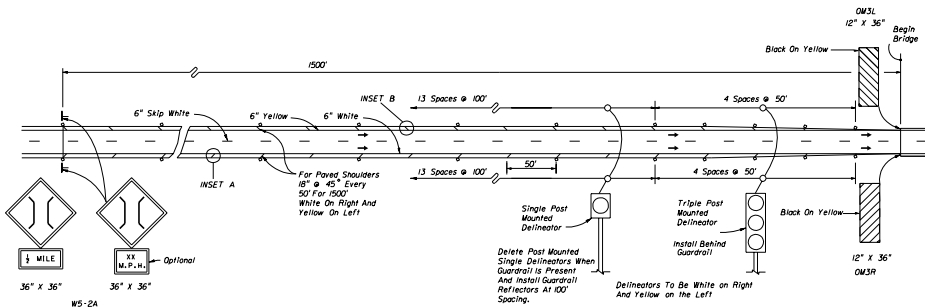


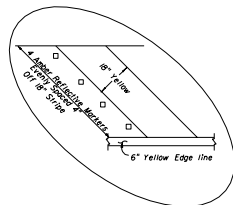
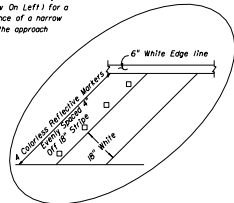
TWO - WAY TRAFFIC



ONE - WAY TRAFFIC

NOTES:

- Bridges should be marked as narrow bridges under the following conditions:
 - For approach roadways with paved shoulders when the bridge width including shoulders is less than the width of the approach roadway including paved shoulders.
 - For approach roadways without paved shoulders when the bridge shoulder width is less than 2'.
- Roadways with two-way traffic:
 - No passing zone should be extended 1500' in advance of narrow bridge.
 - The post mounted delineators shall be installed on both sides of the roadway (White On Right / Yellow On Left) for a distance of 1500' in advance of a narrow bridge if the bridge or the approach is on a curve.
- Delineators on both sides of roadway shall face traffic approaching bridge.
- Delineators to be placed not less than 2' or more than 8' outside the outer edge of pavement.
- The OM-SR & OM-SL mounting height shall be 4' above the roadway edge. The panels may be post mounted at the bridges.



STATE OF FLORIDA DEPARTMENT OF TRANSPORTATION
TRAFFIC DESIGN

RURAL NARROW BRIDGE TREATMENT

DESIGNED BY	DATE	APPROVED BY	
DRAWN BY		SCALE	
CHECKED BY		DATE	
		00	1 of 1