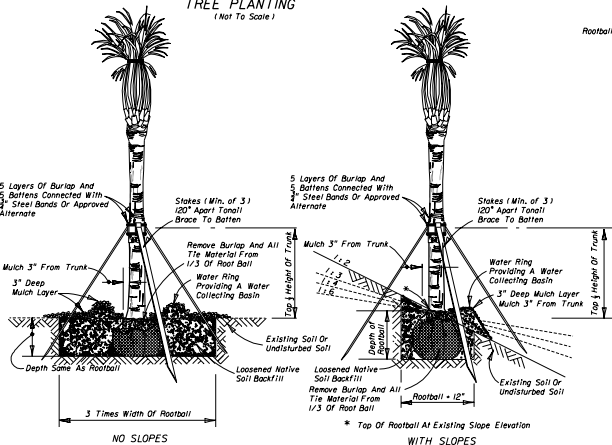
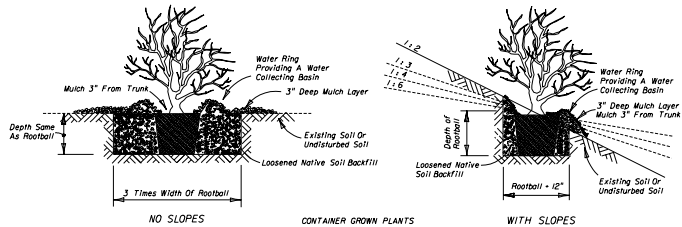
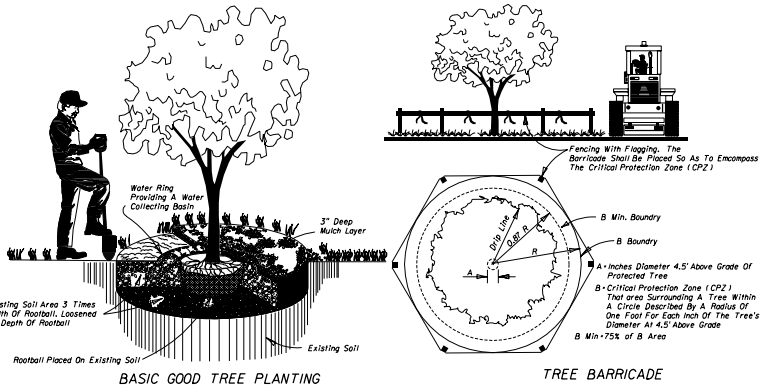


Trees planted on slopes are to be set relative to grade as shown in SHRUB PLANTING WITH SLOPES
CONTAINER GROWN PLANTS
TREE PLANTING
(Not To Scale)



PALM PLANTING
(Not To Scale)



CONTAINER GROWN PLANTS
SHRUB PLANTING
(Not To Scale)

NOTES:

- All trees and shrubs are to be positioned vertically regardless of the slope of the ground in which they are planted. Water rings are to be constructed which will most effectively serve the purpose of retaining water at the base of the plant.
- Tree, palm and shrub planting shall be carried out in accordance with Section 580 of the Standard Specifications.

STATE OF TEXAS DEPARTMENT OF TRANSPORTATION
ROAD DESIGN

LANDSCAPE INSTALLATION

Designed By	Date	Approved By
Drawn By	10/1/97	10/1/97
Checked By	10/1/97	10/1/97
1 of 1		544