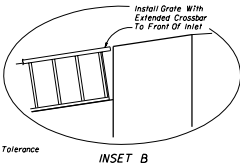
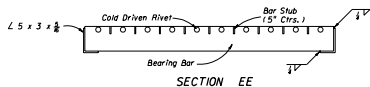
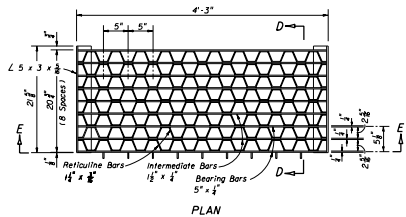


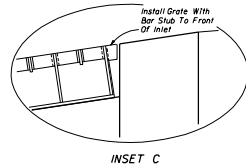
CROSS BAR



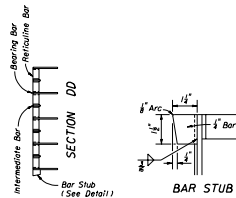
INSET B



RETICULINE



INSET C



OPTIONAL STEEL GRATES

STATE OF FLORIDA DEPARTMENT OF TRANSPORTATION ROAD DESIGN			
BARRIER WALL INLET BARRIER WALL, CONCRETE (RIGID) (C & G)			
Issued	01/99	Approved By	<i>L. A. McManus</i>
Designed By	ESB/JAC	Checked By	STW/D-ART/PC/CL/SLW
Drawn By	JAC	Scale	AS SHOWN
Checked By	ESB/JAC	Sheet No.	2 of 2
		Proj. No.	219